

BODY.....

'LP' SMARTSIDE PANEL SIDING W/ 2" BATTENS AT 18" ON CENTER & CEDAR TEXTURE



Sherwin Williams
URBANE BRONZE

TRIM & FASCIA.....

'LP' TRIM W/ CEDAR TEXTURE



Sherwin Williams
URBANE BRONZE

ACCENT.....

STONE, FIELDSTONE, CREAM & TANS, WHITE & TIGHT GROUT




ACCENT.....

CEDAR POSTS & BEAMS



GARAGE DOOR.....


CLOPAY MODEL CED112, DESIGN 12, TOP SECTION REC11, FROSTED GLASS



Sherwin Williams
URBANE BRONZE


FRONT DOOR.....

GRAND ENTRY, ANDALUCIA 4-LITE MAHOGANY DOUBLE ENTRY DOOR




WINDOWS.....

MILGARD 'ULTRA SERIES' FIBERGLASS, BLACK FRAME & MULLIONS



ROOFING.....

CERTAINTED 'LANDMARK PRO' MAX DEF MOIRE BLACK



ROOFING.....

STANDING SEAM METAL ROOFING BLACK



* All final materials shall be as listed above, or approved equals.

.: PEACH Residence : 607 Sixth Street, Castle Rock, CO 80104 : Historic Craig & Gould Neighborhood .:

AKINS CADD WORKS, LLC

Copyright © 2026 by Akins CADD Works, LLC - No Reproductions or other use of these plans may be used without the Express Written Consent of the Copyright Holder.