

SEPTEMBER 2021 | FINANCE DEPARTMENT



Mission

Through exceptional customer service and effective partnerships, we deliver accurate and timely financial services.

Vision

The Finance Department will provide financial solutions and services in support of the Town's vision and community objectives through: proactive education, purposeful planning, excellent communication and fiscal accountability.


Contact Finance Department

How does Finance support the Town's vision and priorities?

Accounting

The Accounting Team provides financial services such as accounts payable and receivable, investments, and capital asset reporting to internal and external customers. The team ensures financial transactions are recorded in accordance with the Town's Municipal Code, Governmental Accounting Standards and in compliance with governing laws and regulations.

Trish Muller, CPA
Finance Director



Payroll

The Payroll Team fulfills and maintains the critical role of employee compensation. Technicians responsibly process and calculate appropriate benefit and other deductions and maintain all aspects of pay. They continually learn and navigate complex federal and state payroll and tax regulations while adhering to the highest standards of confidentiality and customer service.

Budget

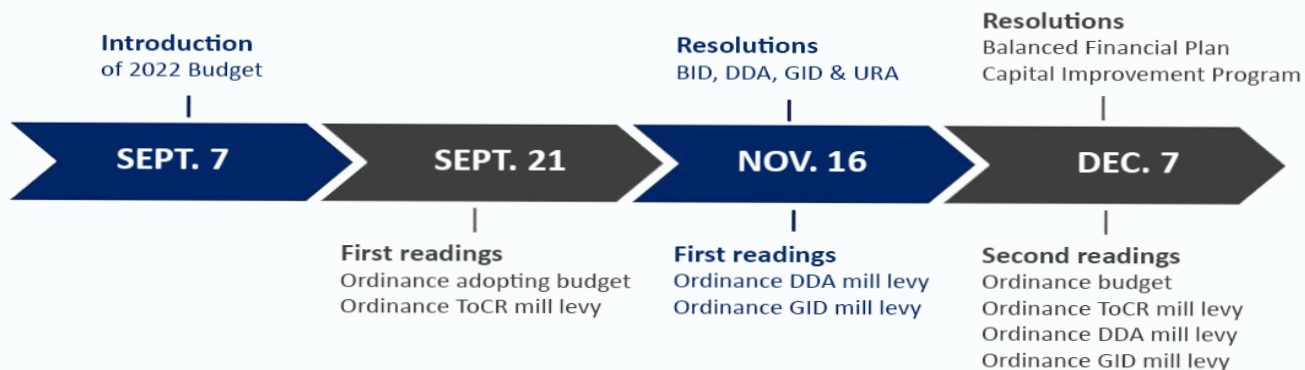
The Budget Team supports departments Townwide with future budgeting and financial planning to attain strategic priorities in the short and long term. The team actively monitors, analyzes and reports on Town financial activity throughout the year.

Town of Castle Rock
Finance Department
720-733-2227
CRgov.com/Finance

Revenue

The Revenue Team provides education and outstanding customer service while licensing businesses and collecting sales tax with a "home town" feel and understanding. The team works with economic development, the Downtown Development Authority and the Urban Renewal Authority to align with the Town's vision.

2022 BUDGET TIMELINE *UPDATED*



For more information about the 2022 Proposed Budget, please visit CRgov.com/2022Budget.

TOWN COUNCIL

October 19, 2021

Discussion/Direction:

Philp S. Miller Resource Grant Applications

Presentation:

2020 Metropolitan District Summary

November 2, 2021

Ordinance (First Reading):

Third Amendment to the 2021 Budget

Update:

2021 Third Quarter Financial Review

Council Community Grant Program

Congratulations to the following non-profit organizations who applied for and were awarded funds for the 2021 3rd Quarter Council Community Grant Program:

A Precious Child: Money to provide an in-person basic essentials pop-up event in Castle Rock.

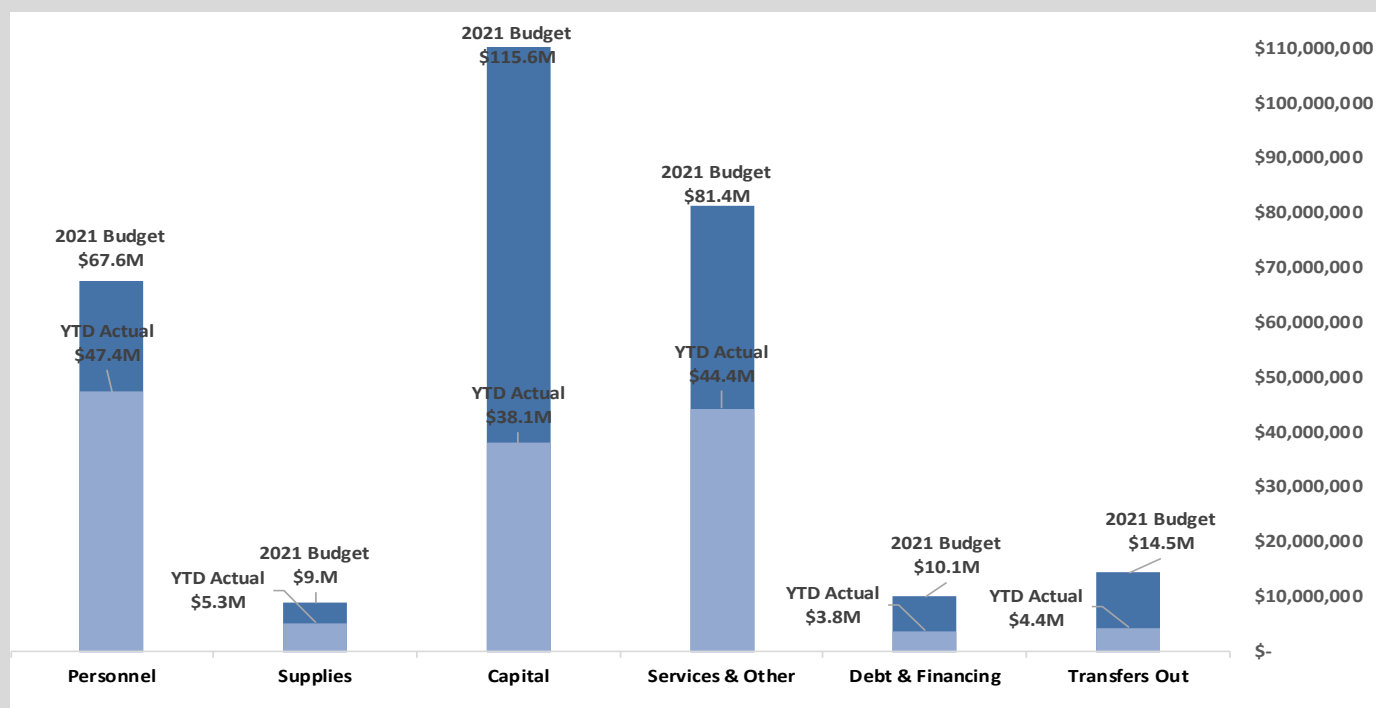
Castle Rock Band: Funds for rehearsal space for free concerts performed in Town.

Clothes To Kids Denver: Money to purchase clothing and shoes for a boutique where low-income or in-crisis students can select a wardrobe free of charge.

For more information on the Town's grant programs please visit CRgov.com/Grants.

Expenditures

Preliminary Townwide expenditures by category September 2021 *



*Latest full month numbers available



For more information
on new Castle Rock
businesses, please visit
www.CRgov.com

Business licenses issued September 2021



80

Total businesses licensed in June



32

Businesses licensed in Castle Rock



29

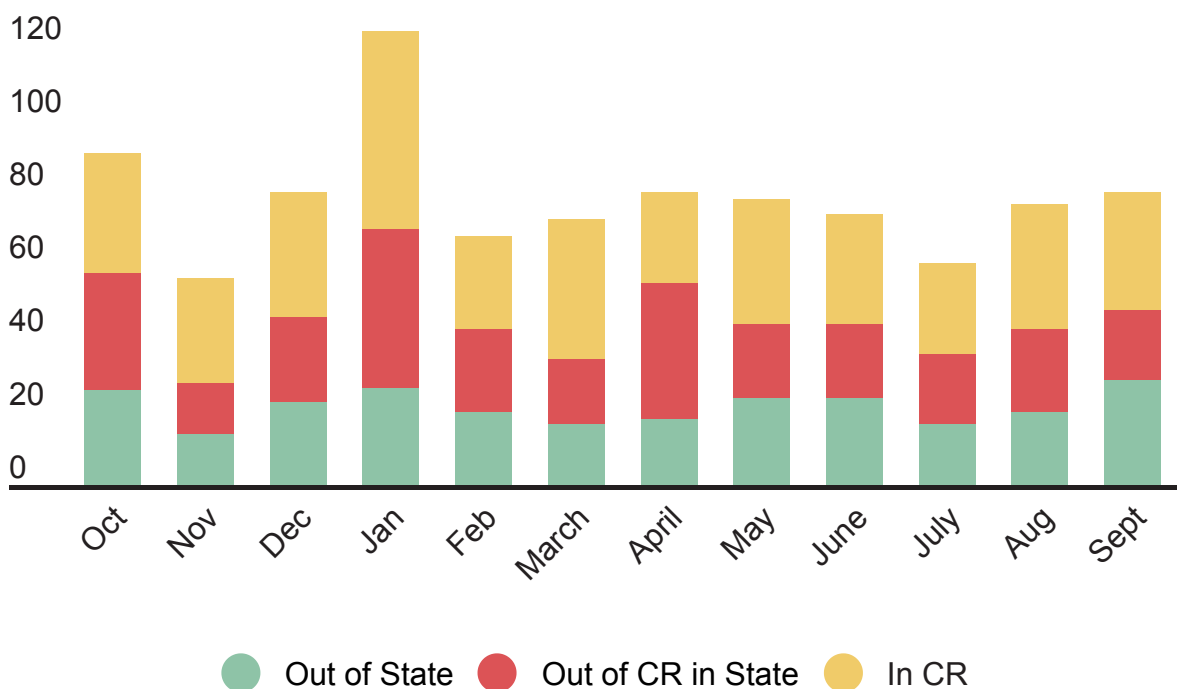
Businesses licensed out-of-state



19

Businesses licensed in CO
but outside of Castle Rock

This graph illustrates how many business licenses are issued per month, by area.

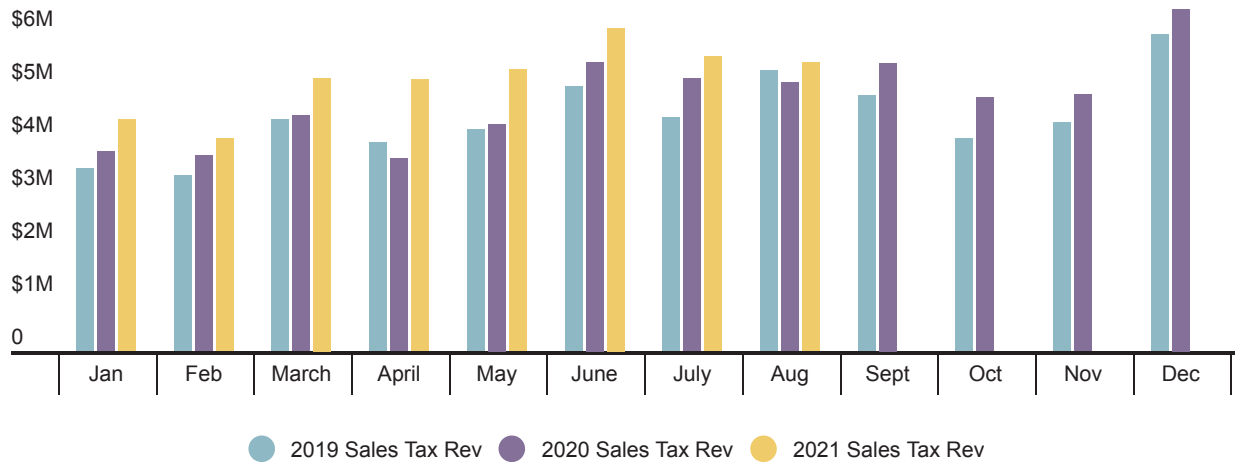


Businesses licensed in Castle Rock, September 2021 - Check them out!

3 Birds Mercantile LLC Fine art, decor & misc.	Danielle Jones Hair services & products	Station Dental Castle Rock General dentistry
All-Jax Plumbing LLC Residential plumbing	Dennon Meiklejohn Home rental	StorQuest Express - Castle Rock/Park Self storage & moving supplies
Birdsupplies.com Online retail bird supplies	Eyebrow Station Eyebrow service	The Brothers that just do Gutters of DC Gutter install, repair & cleaning
Block and Bottle Full service restaurant	Fidelis Wealth Advisors Financial planning	The Raw Creative Women's clothing, accessories & home decor
Blue Dot Medicare & Insurance Services Health & life insurance	Home Works Manufacture home decor	TLC Staffing Agency LLC Staffing agency
Bunny & Bears Shoppe LLC Baked goods	Jaimie's Body Shop for One Massage Massage & bodywork	Willow Avenue Apparel
Castle Rock Short Term Rental Short term home rental	JFE Snowfox KS 132 Wholesale sushi	Wingstop #2039 Sale of prepared & cooked chicken
Checkup Property Inspections LLC Home inspections	Lillie's Closet and Customs Embroidery & custom clothing/goods	Woven Roots Market Home Decor
Child's Play Speech Therapy Speech therapy services	Meester Over Arms LTD Firearms	Xuezhong Wang Airbnb
Colebrook Court Orcs, LLC Rental property	Pocket Freedom LLC Retail merchandise men's wallets	Yellowstone Handyman Service Handyman
Colorado Cork and Keg Liquor & food	Scissors and Scotch Men's grooming	



REVENUE



As sales tax returns are due 20 days after the end of the month, this report shows the prior month's revenue.

Communicating results

Sales tax collections for August were up 7.6 percent from the previous year's month, or up \$382,587 compared to August 2020. Year-to-date (YTD) collections are up 16.0 percent compared to the same time frame in 2020. Staff will continue to monitor this very important revenue stream for the Town and inform as needed.



August	Gross Sales Tax Collections	Town Audit Revenue and Amounts Collected	Net Collections
2020	\$5,061,764	\$594,496	\$4,467,268
2021	\$5,444,351	\$379,675	\$5,064,676
Dollar +/-	\$382,587	\$(214,822)	\$597,409
Percent Change	7.6%	-36.1%	13.4%

YTD	Gross Sales Tax Collections	Town Audit Revenue and Amounts Collected on Behalf of Others	Net Collections
2020 YTD	\$35,441,364	\$3,554,664	\$31,886,700
2021 YTD	\$41,129,198	\$2,640,045	\$38,489,153
Dollar +/-	\$5,687,834	\$(914,619)	\$6,602,453
Percent Change	16.0%	-25.7%	20.7%

Supporting fiscal accountability



\$58,932.30

Collected from delinquent accounts in September for the month of August.



\$268,803

Year-to-date delinquent account collections



74

Audits in process



\$138,336

Audit revenue collected for the month of August