



2022 Town Manager's Recommended Budget



Proposed budget priorities

- Keeps funding focused on community-supported priorities
- Continually reviews opportunities to reduce expenditures
- Completes an annual independent audit to review Town finances
- Compares favorably to staffing/spending levels for peer communities
- Uses innovations to make Town operations efficient
- Successfully receives a large number of grants – large and small. Examples:
 - Federal grant for Crystal Valley interchange
 - State lottery fund grants for trails
 - Grants for road and intersection improvements
 - Grants for protective vests for police officers
- Uses volunteers, Philip S. Miller Trust and donations, like that of the Metzler Open Space, to further stretch tax dollars

**Wise use of
Town tax dollars**

Focus on priorities


Voters will decide the level of service for key Town departments

Conservative budgeting / balanced budget / nimble to make changes

**Wise use of
Town tax dollars**


- Annual growth in sales tax revenue budgeted at 4.5%.
- Property tax revenue budgeted at an increase of 5.5%
 - Mill levy rate is expected to drop below the 2021 rate of 1.196 mills
- A slight decrease to current water rates and fees for existing customers is proposed
- An increase in growth-related water system development fees, along with inflationary increases for all other development impact fees as previously approved by Council, is planned for 2022
- Continued strong residential growth: 800 single-family units, 220 multifamily units and ~150,000 square feet of commercial development
- Proposed Townwide budget is \$303.8 million
 - Includes \$120.5 million for capital improvements; \$22.2 million for debt, interfund loans and transfers between funds; and \$161 million for operations, including \$18.5 million for annual pavement maintenance
- Expected revenues are \$271.6 million
 - The difference between expected revenues and expenditures is attributable to the planned use of \$32.2 million in capital reserves, which is a common and sound practice
- Proposed 2022 operating budget is 1.9% greater than the 2021 amended operating budget of \$158 million.
 - This increase reflects planned investments in Town operations – enabled by the four ballot questions – to meet our growing community's needs and service expectations

2022 - 8 positions




3

firefighter/
paramedics



2

1 safety educator
and 1 fire
prevention officer



2

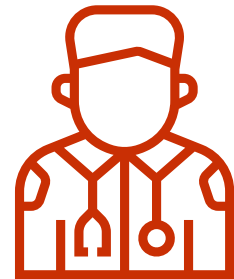
1 emergency
manager and
1 office assistant



1


shift training officer

2023 - 8 positions



3

firefighter/
EMTs




2

1 safety educator
and 1 fire
prevention officer



1

shift training officer



1

emergency vehicle
technician



1

office assistant

2024 - 1 position



1

shift training officer

41 Fire Department positions
in draft budget for 2022-2026



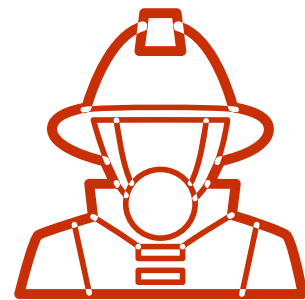
2025 - 24 positions

These positions would be funded so a sixth fire station can open in northeast Castle Rock and so that a medic unit can be added at Station 155 on Crowfoot Valley Road



3

battalion chiefs
to maintain appropriate
oversight of all stations



3

lieutenants
to oversee three shifts staffing
the new fire station



3

engineers
to operate apparatus out of
the new station over three shifts



9

paramedics:
3 for the new station
6 for the medic unit



6

firefighter/EMTs:
3 for the new station
3 for the medic unit

41 Fire Department positions
in draft budget for 2022-2026



2022 - 6 positions




4

officers:
2 in patrol
1 in special operations
1 in training



1

sergeant in patrol



1

dispatcher

2023 - 8 positions



5

officers:
3 in patrol
1 in special operations
1 in investigations



2

community service officers




34 Police Department
positions in draft budget
for 2022-2026

2024 - 9 positions



5

officers:
3 in patrol
1 in special operations
1 in investigations



2

community service
officers



1

sergeant in
special operations



1

digital media
technician

2025 - 6 positions



4

officers in patrol



1

sergeant in investigations



1

wellness coordinator

2026 - 6 positions



4

officers:
3 in patrol
1 in investigations



2

dispatchers

34 Police Department
positions in draft budget
for 2022-2026

2022



1

parks maintenance worker
would be hired in 2022

2023



2

1 parks resource specialist
1 parks planner

Castle Rock residents and visitors love our Gold Medal-winning parks and recreation system! Older parks age and need additional maintenance and refurbishment. As new parks and recreation locations come online, they require maintenance as well. Whether replacing dormant trees and vegetation, updating parks or improving entryways into Town, additional resources are needed to keep Castle Rock special.

**Maintaining our Parks and
Recreation services**





\$269,650

would be budgeted annually for maintenance needs, including supplies

\$8,056,884

would accumulate in a new, dedicated fund by 2026 for the acquisition of additional open space or the development of open space and trails

**Draft budget for open space
sales tax 2022-2026**



2

1 operator and
1 lead operator
would be hired
in 2022



equipment

an asphalt patch truck
is budgeted in 2022

Annual Pavement Maintenance Program: \$72.2M 2022-2026

2022: \$18.5 million for southern Castle Rock 2025: \$13.5 million for central Castle Rock
2023: \$12.4 million for eastern Castle Rock 2026: \$14.5 million for northern Castle Rock
2024: \$13.3 million for western Castle Rock

Proposed funding for each area is based upon projected needs.

Improving operations

- Funding to enhance traffic signal and street light maintenance would increase \$47,300 to \$132,000 annually
- Wayfinding signs would be added Downtown in 2022, and illuminated street name signs would be added to existing traffic signals along Meadows Parkway at U.S. Highway 85 in 2022 and at Factory Shops Boulevard in 2023
- \$100,000 would be budgeted annually for studies to help improve traffic safety

**What's in the proposed
five-year plan for roads?**



2022-2026 Capital Improvement Program - \$82.2 million proposed in construction

2022
\$24.5M

- Plum Creek Parkway widening from Eaton Street to Ridge Road
- Ridge Road widening from Plum Creek Parkway to "Four Corners" intersection
- "Four Corners" intersection improvements
- Crowfoot Valley Road widening from Knobcone Drive to Macanta Boulevard
- Intersection improvements at Crystal Valley Parkway and Plum Creek Boulevard

\$13.6M
CVI

2023
\$15.8M

- Fifth Street widening from Gilbert Street to "Four Corners" intersection, including pedestrian improvements

2024
\$13.0M

- Wolfensberger Road widening from Prairie Hawk Drive to Coachline Road, including pedestrian improvements

2025
\$7.7M

- Prairie Hawk Drive widening between Wolfensberger Road and Melting Snow Way
- Plum Creek Parkway widening from Wolfensberger Road to the Miller Activity Complex entrance
- Interstate 25 and Plum Creek Parkway southbound off-ramp construction

What's in the proposed
five-year plan for roads?

2026
\$7.6M

- Prairie Hawk Drive widening between Wolfensberger Road and Plum Creek Parkway

Recommended Residential Rates

Fund	2021 Adopted Rates	2021 Study Proposed 2022 Rates	\$ Increase (Decrease)	% Change
Water, Fixed	\$9.54	\$9.54	\$0.00	0.0%
Block 1, Volumetric	\$2.82	\$2.82	\$0.00	0.0%
Block 2, Volumetric	\$5.74	\$5.74	\$0.00	0.0%
Block 3, Volumetric	\$8.56	\$8.56	\$0.00	0.0%
Water Resources, Fixed	\$26.15	\$26.93	\$0.78	3.0%
Wastewater, Fixed	\$9.02	\$8.57	(\$0.45)	(5.0%)
Volumetric	\$6.39	\$6.07	(\$0.32)	(5.0%)
Stormwater, Fixed	\$7.12	\$7.30	\$0.18	2.5%
Total Fixed Charges	\$51.83	\$52.34	\$0.51	1.0%

- Assumes 2% growth in revenues to \$81M
- Maintains minimum reserves for all enterprises
- Assumes no debt issuances – capital funded from reserves and rates and fees
- Continues regional partnerships and hybrid long term renewable water projects
- Provides for continued strong growth and ensures growth pays for growth
- Utilizes grants where possible
- Includes \$43.6M operational budget and \$63.5M capital budget for 2022

2022 Water rates and fees

Recommended Residential Rates Percent Increases 2023-2026

Fund	2023	2024	2025	2026
Water Fund	3.0%	3.0%	3.0%	3.0%
Water Resources Fund	3.0%	3.0%	3.0%	3.0%
Wastewater Fund	0.0%	0.0%	0.0%	0.0%
Stormwater Fund	3.5%	3.5%	3.5%	3.0%

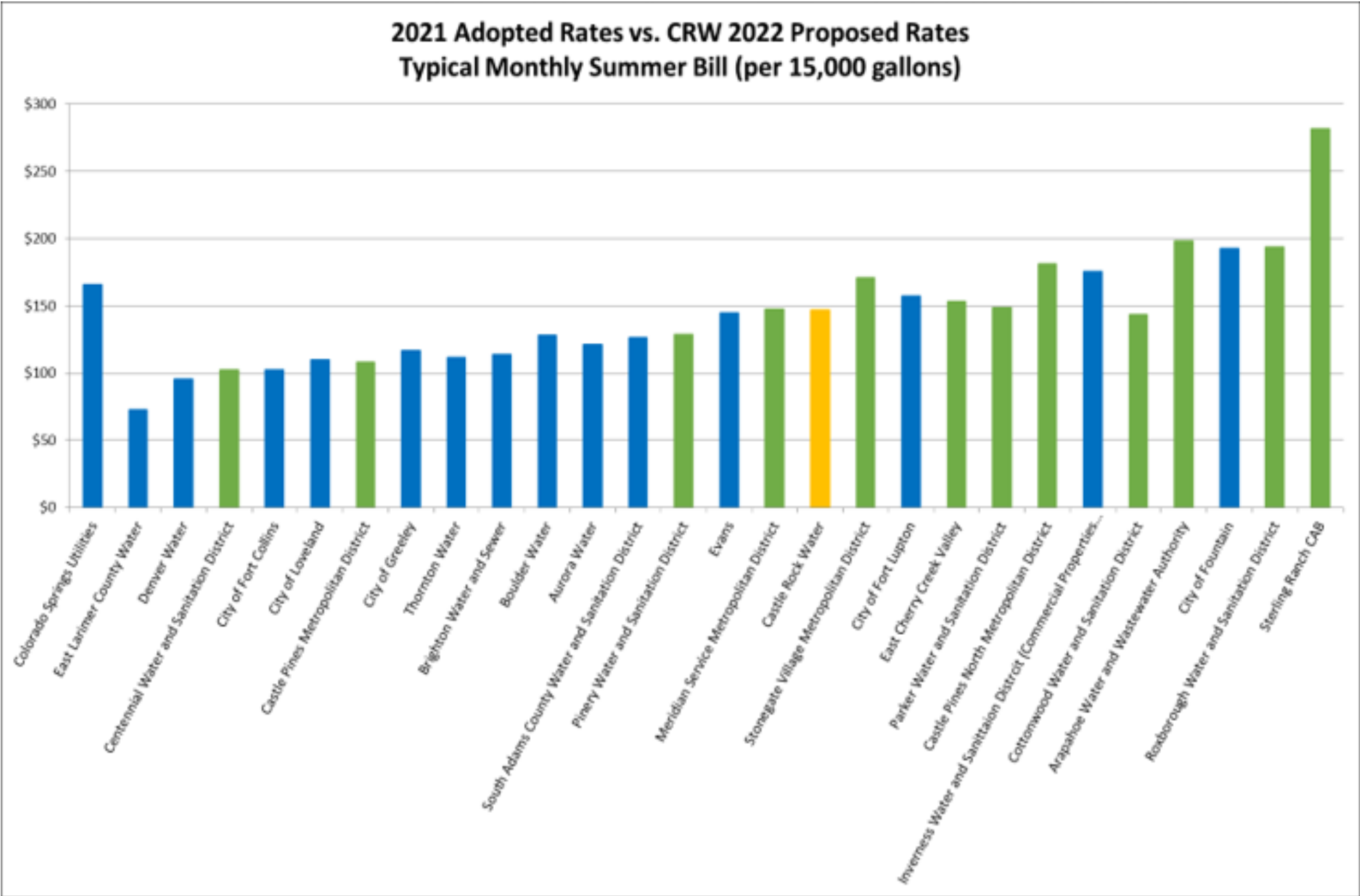
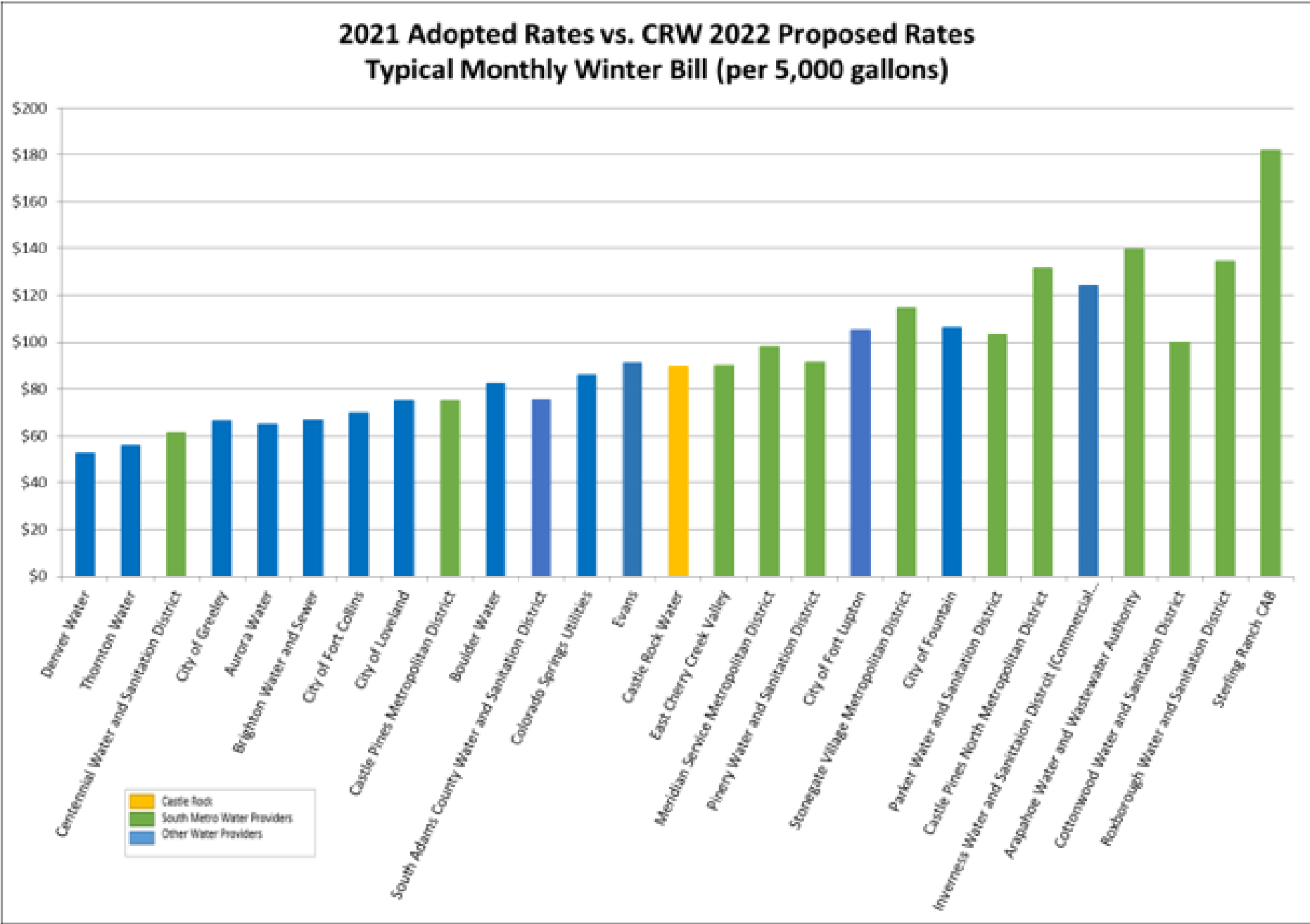
2022 Water rates and fees

Typical Annual Utility Bill Based on 2022 Proposed Rate Recommendations

Customer Class	2021 Actual Typical Annual Bill	"2021 Study" Proposed 2022 Typical Annual Bill	\$ Change	% Change	"2020 Study" Proposed 2022 Typical Annual Bill
Residential ¾" Meter	\$1,285.17	\$1,275.93	(\$9.24)	(0.7%)	\$1,311.28
Commercial Indoor ¾" Meter	\$2,117.35	\$2,124.44	\$7.09	0.3%	\$2,166.12
Commercial Indoor 1½" Meter	\$9,001.56	\$8,947.88	(\$53.68)	(0.6%)	\$9,172.10
Commercial w/Irrigation ¾" Meter	\$2,656.75	\$2,674.11	\$17.36	0.7%	\$2,721.70
Commercial w/Irrigation 2" Meter	\$16,243.81	\$16,187.73	(\$56.08)	(0.3%)	\$16,602.99
Multi-family Indoor ¾" Meter	\$1,026.10	\$1,016.67	(\$9.43)	(0.9%)	\$1,044.43
Multi-family w/Irrigation 1½" Meter	\$10,553.08	\$10,443.87	(\$109.21)	(1.0%)	\$10,747.15
Irrigation ¾" Meter	\$2,373.55	\$2,382.91	\$9.36	0.4%	\$2,444.76
Irrigation 2" Meter	\$17,078.30	\$17,191.17	\$112.87	0.7%	\$17,200.53

2022 Water rates and fees

Typical Annual Utility Bill Based on 2022 Proposed Rate Recommendations



2022 Water rates and fees

Model recommended system development fee increases

Fund	2021 Adopted SDFs	2021 Study Model Proposed 2022 SDFs	\$ Increase (Decrease)	% Change
Water	\$4,030	\$5,700	\$1,670	41.4%
Water Resources	\$18,504	\$26,458	\$7,954	43.0%
Wastewater	\$4,023	\$4,909	\$886	22.0%
Stormwater, Plum Creek	\$1,425	\$2,128	\$703	49.3%
TOTAL Plum Creek	\$27,982	\$39,195	\$11,213	40.0%
Stormwater, Cherry Creek	\$911	\$1,116	\$205	22.5%
TOTAL Cherry Creek	\$27,468	\$38,183	\$10,715	39.0%

2022 Water rates and fees

Recommended System development fees

Fund	2021 Adopted SDFs	2021 Study Proposed 2022 SDFs	\$ Increase (Decrease)	% Change
Water	\$4,030	\$4,312	\$282	7.0%
Water Resources	\$18,504	\$21,280	\$2,776	15.0%
Wastewater	\$4,023	\$4,184	\$161	4.0%
Stormwater, Plum Creek	\$1,425	\$1,539	\$114	8.0%
TOTAL Plum Creek	\$27,982	\$31,315	\$3,333	11.9%
Stormwater, Cherry Creek	\$911	\$947	\$36	4.0%
TOTAL Cherry Creek	\$27,468	\$30,723	\$3,255	11.8%

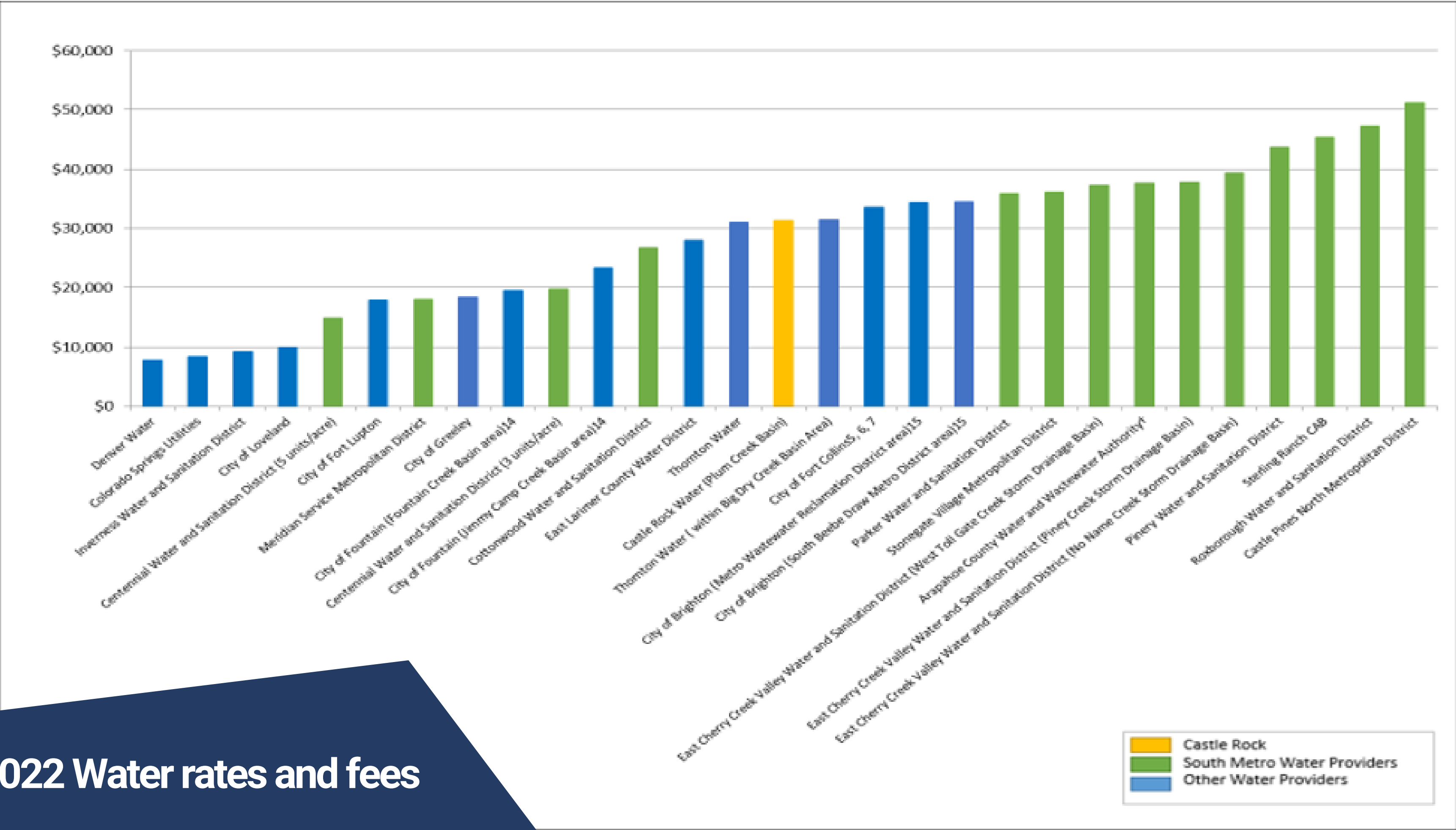
2022 Water rates and fees

Recommended System development fees 2023-2026

Fund	2023	2024	2025	2026
Water	\$4,614	\$4,937	\$5,283	\$5,652
Water Resources	\$22,876	\$24,592	\$26,436	\$28,419
Wastewater	\$4,351	\$4,525	\$4,706	\$4,895
Stormwater, Plum Creek	\$1,662	\$1,795	\$1,939	\$2,094
TOTAL Plum Creek	\$33,503	\$35,849	\$38,364	\$41,060
Stormwater, Cherry Creek	\$985	\$1,025	\$1,066	\$1,108
TOTAL Cherry Creek	\$32,826	\$35,079	\$37,491	\$40,074

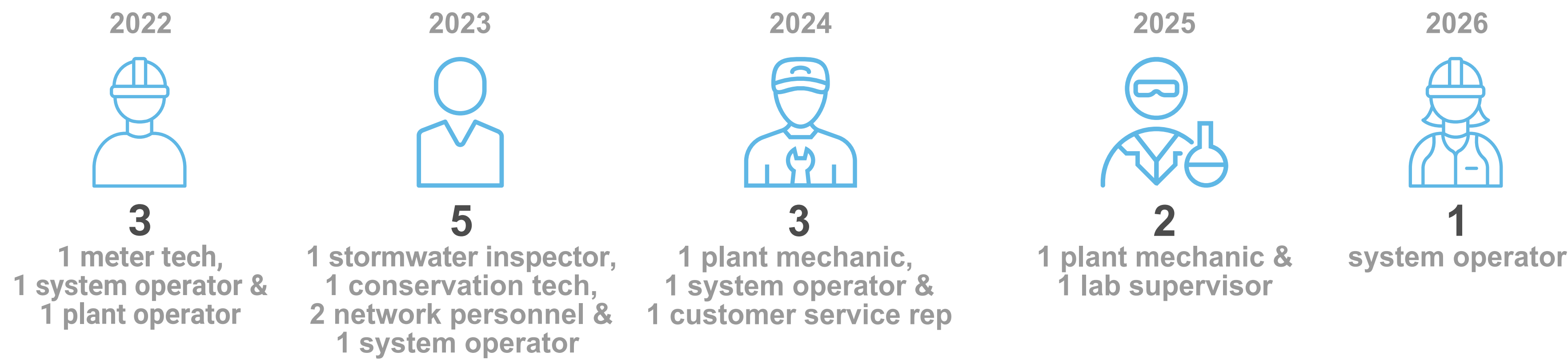
2022 Water rates and fees

2021 ADOPTED SDF compared to CRW 2022 proposed SDF



2022 Water rates and fees

Additional Water staff proposed 2022-2026



 **equipment**
a wheeled excavator
is budgeted in 2022

What's in the proposed
five-year plan for water?

water system: \$54.6 million

- Wells (new and replacements): \$12.2 million
- Metering infrastructure: \$11.4 million
- Security, controls and network: \$10 million
- Distribution system upgrades: \$8.7 million
- Treatment plants: \$6.5 million
- Distribution system rehabilitation: \$4.7 million
- Facility upgrades: \$1.1 million

water resources & long-term water: \$93.6 million

- WISE project: \$24.4 million
- Alternative Source of Supply project: \$24.3 million
- Plum Creek reservoir system: \$11.7 million
- Pipeline from Rueter-Hess (Newlin Gulch): \$10 million
- Rueter-Hess treatment facility: \$8.1 million
- Cherry Creek water rights project: \$6.6 million
- Chatfield Reservoir projects: \$4.5 million
- Aquifer storage and recovery: \$2.7 million
- Renewable water wells: \$1.3 million

stormwater: \$14.1 million

- Drainageway and stream stabilization: \$10.2 million
- Storm pipe rehabilitation: \$1.6 million
- Watershed master plan updates: \$1.2 million
- Chase drains: \$1.1 million

wastewater: \$18.6 million

- Sewer line rehabilitation: \$11.2 million
- Capacity improvements: \$5 million
- Facility improvements: \$2.3 million

What's in the proposed five-year plan for water?

Initiatives for which the proposed budget is at least \$1 million are shown on this list

September 7: Introduce 2022 Budget

September 21: First Reading Ordinance

December 7: Second/Final Reading Ordinance