



WINDOWS

HISTORIC PRESERVATION BOARD APPLICATION

PROJECT NAME: Dyer House Window Upgrade
 PROPERTY ADDRESS / GENERAL LOCATION: 208 Cantril Street, Castle Rock, CO 80104
 LEGAL DESCRIPTION: Lots 4, 5, 6 BLK 14 Craig + Goulds ADD to Castle Rock 0.482 AM/L
 PROJECT DESCRIPTION: Replace 3 aluminum sliding windows from the 1980s with new, design appropriate windows. New windows are fiberglass exterior and wood interior. Also repair of siding and cut/damaged trim
 STATE PARCEL NO. _____

PLEASE CHECK APPLICATION TYPE:

- ☐ DESIGN REVIEW LANDMARK
☐ ALTERATION CERTIFICATE
☐ DEMOLITION
☐ PROPERTY LANDMARKING
☐ RELOCATION

- ☐ LOCAL DESIGN ASSISTANCE GRANT
☒ LOCAL RESTORATION GRANT
☐ DOWNTOWN GRANT
☐ TAX CREDIT REVEIW

☐ OTHER: _____

PROPERTY OWNER INFORMATION:

Name David Bram
 Company N/A
 Address 208 Cantril Street
Castle Rock, CO 80104
 Phone 720-499-7656
 Email davebram@gmail.com
[Signature]
 Property Owner Signature (Required)

REPRESENTATIVE INFORMATION:

Name _____
 Company _____
 Address _____
 Phone _____
 Email _____
 Representative Signature (Required) _____

Additional names and contact information to send project comments to (e.g., engineer, architect):

Name _____
 Company _____
 Email _____

Name _____
 Company _____
 Email _____

Staff Use Only

Date Received: _____
 Application Fee: \$ _____ Received: ☐

Project No. _____
 Staff Contact: _____

Achieving the Community Vision through Excellence, Dedication and Service





Pella® Lifestyle Series Double-Hung

Aluminum EnduraClad® Exterior

Detailed Product Description

Frame

- Select softwood, immersion treated with Pella's EnduraGuard® wood protection formula in accordance with WDMA I.S.-4. The EnduraGuard formula includes three active ingredients for protection against the effects of moisture, decay, stains from mold and mildew. Plus, an additional ingredient adds protection against termite damage.
- Interior exposed surfaces are clear pine.
- Exterior surfaces are clad with aluminum.
- Components are assembled with screws, staples and concealed corner locks.
- Overall frame depth is 5" (127 mm) for a wall depth of 3-11/16" (94 mm).
- Jamb liner shall be high-impact polyvinyl chloride backed by continuous hard-tempered aluminum springs.
- Optional factory applied jamb extensions are available.
- Optional factory installed fold-out installation fins with flexible fin corners.
- Optional factory-applied EnduraClad® exterior trim.

Sash

- Select softwood, immersion treated with Pella's EnduraGuard® wood protection formula in accordance with WDMA I.S.-4. The EnduraGuard formula includes three active ingredients for protection against the effects of moisture, decay, stains from mold and mildew. Plus, an additional ingredient adds protection against termite damage.
- Interior exposed surfaces are clear pine.
- Exterior surfaces are clad with aluminum, lap-jointed and sealed.
- Corners mortised and tenoned, glued and secured with metal fasteners.
- Sash thickness is 1-5/8" (41 mm).
- Sashes tilt for easy cleaning.

Weatherstripping

- Foam with 3 mm skin at head and bottom rail. Thermal-plastic elastomer bulb with slip-coating set into upper sash for tight contact at check rail.
- Secondary polyvinyl chloride leaf-type weatherstrip on bottom sash at sill.
- Jamb liner to seal against sides of sash.

Glazing System

- Quality float glass complying with ASTM C 1036.
- High altitude glazing available.
- Silicone groove-glazed 11/16" [obscure] dual-seal insulating glass [[annealed] [tempered]] [[Advanced Low-E] [SunDefense™ Low-E] [AdvancedComfort] [NaturalSun Low-E] with argon]].

Exterior

- Exterior aluminum surfaces are finished with EnduraClad® protective finish, in a multi-step, baked-on finish.
 - Color is [White] [Tan] [Putty] [Brown] [Poplar White] [Portobello] [Hartford Green] [Morning Sky Gray] [Brick Red] [Black].

Interior

- [Unfinished, ready for site finishing] [factory primed with one coat acrylic latex] [factory prefinished [White] [Linen] [Bright White] [stain₁]].

Hardware

- Galvanized block-and-tackle balances are connected to sash with a polyester cord and concealed within the frame.
 - Factory installed self-aligning surface-mounted sash lock. Two sash locks on units with frame width 33-1/4" and greater.
 - Optional Sash lift furnished for field installation. Two lifts on units with frame width 33-1/4" and greater.
 - Finish is [baked enamel [Champagne] [White] [Brown] [Matte Black]] [Oil-Rubbed Bronze] [Satin Nickel].
 - Champagne locks are standard on unfinished units; White locks are standard on factory prefinished white units.
-

Pella® Lifestyle Series WOOD



#1 performing wood window and patio door for the combination of energy, sound and value.¹

Triple-pane casement



Dual-pane casement



- **PERFORMANCE REDEFINED**

You don't have to compromise on any aspect of performance. Available performance solutions offer an unbeatable combination of energy efficiency, sound control and value.¹

- **ENERGY STAR® CERTIFIED²**

Pella products offer energy-efficient options that will meet or exceed ENERGY STAR guidelines in all 50 states. Pella Lifestyle Series products with triple-pane glass have been awarded ENERGY STAR Most Efficient Mark in 2019.

- **ENHANCED SOUND CONTROL**

Our patented, triple-pane design with Advanced Low-E glass allows for mixed glass thickness for enhanced sound dampening resulting in an average 52% noise reduction versus single-pane windows.³

- **POPULAR FEATURES AND OPTIONS**

Low-maintenance aluminum-clad exteriors. Factory prefinish with a choice of seven stain colors, three paint colors, primed or unfinished. Several grille types and patterns and high-transparency screens are also available.

- **INTENTIONAL DESIGN FOR IMPROVED DURABILITY**

Intentional jamb/sill design helps seal the end grain of the wood and elevates it off the rough opening, reducing the potential for moisture.

- **DURABLE 3-WAY CORNER JOINT**

Three-way corner joints are made up of mortise-and-tenon, metal fasteners and commercial adhesive for added strength and durability.

- **LOW-MAINTENANCE EXTERIORS**

Aluminum-clad exteriors with EnduraClad® finish resists fading and chalking. It is applied in an overlapping fashion for exceptional protection.

- **EXCLUSIVE WOOD PROTECTION**

Pella's exclusive EnduraGuard® wood protection is applied after the pieces have been cut and milled, but prior to final assembly. It provides advanced protection against the effects of moisture, decay, stains from mold and mildew – as well as termite damage.

- **THE BEST LIMITED LIFETIME WARRANTY⁴**

Pella Lifestyle Series products are covered by the best limited lifetime warranty in the industry for wood windows and patio doors.⁴

- **TESTING BEYOND REQUIREMENTS**

At Pella, our products are tested beyond requirements to help ensure they have long-lasting performance and reduce call-backs for you.

AVAILABLE IN THESE WINDOW & PATIO DOOR STYLES:⁵



PRODUCT SPECIFICATIONS

WINDOW & PATIO DOOR STYLES	MIN. WIDTH	MIN. HEIGHT	MAX. WIDTH	MAX. HEIGHT	PERFORMANCE CLASS AND GRADE	PERFORMANCE VALUES		
						U-FACTOR	SHGC	STC
AWNING DUAL-PANE VENT	17"	17"	53"	29"	LC50	0.26-0.34	0.19-0.51	25-28
AWNING TRIPLE-PANE VENT	21"	17"	59"	59"	LC25-CW50	0.20-0.25	0.17-0.46	31-37
CASEMENT DUAL-PANE VENT	17"	17"	35"	73"	LC30-LC50	0.25-0.34	0.19-0.51	25-31
CASEMENT TRIPLE-PANE VENT	17"	17"	35"	73"	R20-CW50	0.20-0.25	0.17-0.46	31-37
FIXED CASEMENT DUAL-PANE	17"	14"	59"	73"	LC45-LC50	0.24-0.34	0.21-0.51	29-32
FIXED CASEMENT TRIPLE-PANE	17"	14"	59"	73"	R20-CW50	0.19-0.24	0.17-0.46	33-37
DOUBLE-HUNG DUAL-PANE VENT	21"	35"	41.5"	77"	LC30-LC50	0.26-0.33	0.20-0.56	27-31
HINGED PATIO DOOR DUAL-PANE SINGLE-DOOR	30"	80"	38"	96"	LC50	0.25-0.29	0.18-0.48	31
HINGED PATIO DOOR TRIPLE-PANE SINGLE-DOOR	26"	80"	96"	96"	LC55	0.22-0.26	0.14-0.38	34-36
HINGED PATIO DOOR DUAL-PANE DOUBLE-DOOR	60"	80"	75"	96"	LC50	0.25-0.29	0.18-0.48	30-32
HINGED PATIO DOOR TRIPLE-PANE DOUBLE-DOOR	50"	80"	75"	96"	LC55	0.22-0.26	0.14-0.38	34-36
SLIDING PATIO DOOR DUAL-PANE SINGLE-DOOR FIXED (O)	31"	80"	49"	96"	CW50	0.26-0.31	0.18-0.50	27
SLIDING PATIO DOOR TRIPLE-PANE SINGLE-DOOR FIXED (O)	31"	80"	49"	96"	CW60	0.21-0.27	0.17-0.45	33-36
SLIDING PATIO DOOR DUAL-PANE DOUBLE-DOOR VENT (OX OR XO)	60"	80"	96"	96"	R20-LC50	0.26-0.31	0.18-0.50	29-32
SLIDING PATIO DOOR TRIPLE-PANE DOUBLE-DOOR VENT (OX OR XO)	60"	80"	96"	96"	R25-LC60	0.21-0.27	0.17-0.45	33-36

WINDOW SIZES AVAILABLE IN 1/4" INCREMENTS
Special sizes available in triple-pane patio doors. For more information regarding performance, visit installpella.com/performance.
For more information regarding frame and installation types, visit PellaADM.com.

WINDOW HARDWARE

ESSENTIAL COLLECTION Our most popular design with finishes to suit every style.



FOLD-AWAY
CRANK



CAM-ACTION
LOCK

FINISHES:

CHAMPAGNE	WHITE	BROWN	MATTE BLACK
OIL-RUBBED BRONZE	SATIN NICKEL		

PATIO DOOR HARDWARE

ESSENTIAL COLLECTION Elevate your style and transform your project with elegant selections.



HINGED PATIO
DOOR HANDLE



SLIDING PATIO
DOOR HANDLE

FINISHES:

CHAMPAGNE	WHITE	BROWN	MATTE BLACK
OIL-RUBBED BRONZE	SATIN NICKEL		

COLORS

PREFINISHED PINE
INTERIOR COLORS

We can prefinish pine in your choice of three paint colors or seven stains. Unfinished or primed and ready-to-paint are also available.




ALUMINUM-CLAD
EXTERIOR COLORS

Our low-maintenance EnduraClad® exterior finish resists fading and helps protect windows and patio doors for years. Seacoast EnduraClad protective finish for coastal projects with high salt exposure is also available.



INTEGRATED
BLINDS⁶

Raise blinds up for an unobstructed view or tilt to let in just the right amount of light. Our best integrated and accessible blinds are available manual or motorized with Pella® Insynctive® technology.



INTEGRATED
SHADES⁶

Our best integrated fabric shades feature a white exterior fabric for a uniform look from the street. Integrated and accessible shades are available manual or motorized with Pella Insynctive technology.



INSYNCTIVE®
TECHNOLOGY

Integrated wireless security sensors maintain aesthetics, streamline security installation and ensure no warranty loss is caused by post-installation drilling. Sensors are compatible with major security panel systems. For more information, go to connectpella.com.

⁶ See back cover for disclosures.

PERFORMANCE PACKAGES

PACKAGES

To make things easier, we've created performance packages that highlight what's most important to you.

Performance solutions offer an unbeatable combination of energy efficiency, sound control and value.¹ Upgrade from a dual- to a triple-pane glass design with the packages below to meet the unique needs of each room in your home.

All values below are averages compared with single-pane windows.



Pella Lifestyle Series offers products awarded ENERGY STAR® Most Efficient for 2019.²



Performance
Improved energy efficiency and sound performance.

71%
MORE ENERGY EFFICIENT⁷ + **34%**
NOISE REDUCTION³



Sound Control
Exceptional noise control for a quieter home.

52%
NOISE REDUCTION³



Energy Efficiency
Superior energy efficiency for a more comfortable home.

83%
MORE ENERGY EFFICIENT⁷



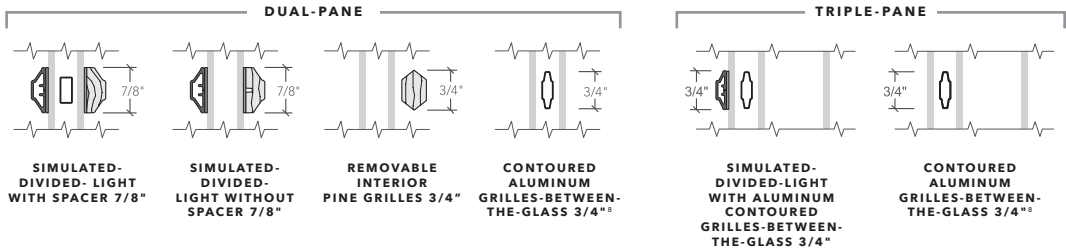
Ultimate Performance
The best combination of energy efficiency and noise control.

79%
MORE ENERGY EFFICIENT⁷ + **52%**
NOISE REDUCTION³

GRILLES

GRILLES

Choose the look of true divided light, removable roomside grilles or make cleaning easier by selecting grilles-between-the-glass.



¹ Performance solutions require upgrades to triple-pane, AdvancedComfort Low-E and mixed glass thickness. Based on comparing product quotes and published STC/OITC and U-Factor ratings of leading national wood window and patio door brands.

² Some Pella products may not meet ENERGY STAR certification in Canada. For more information, contact your local Pella sales representative or go to nrcan.gc.ca/energy/products/categories/fenestration/13739.

³ Reduction in sound based on OITC ratings of Pella Lifestyle Series windows with respective performance package compared to a single-pane wood or vinyl window with an OITC of 19. Calculated by using the sound transmission loss values in the 80 to 4000 Hz range as measured in accordance with ASTM E-90(09). Actual results may vary.

⁴ Based on comparing written limited warranties of leading national wood window and wood patio door brands. See written limited warranty for details, including exceptions and limitations, at installpella.com/warranties.

⁵ Double-hung windows available in dual-pane only.

⁶ Available with triple-pane products only.

⁷ Window energy efficiency calculated in a computer simulation using RESFEN 6.0 default parameters for a 2000 sq. foot new construction single-story home when Pella Lifestyle Series windows with the respective performance package are compared to a single-pane wood or vinyl window. The energy efficiency and actual savings will vary by location. The average window energy efficiency is based on a national average of 94 modeled cities across the country and weighting based on population. For more details see pella.com/methodology.

⁸ Appearance of exterior grille color may vary depending on the Low-E insulating glass selection.

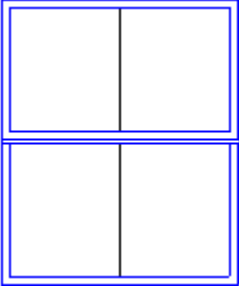
WINDOWS[Back to Quote](#)

Date: 03/02/2021

LOWE'S HOME CENTERS, LLC #2274
 1360 NEW BEALE STREET
 CASTLE ROCK, CO 80108-0000
 USA
 (720) 239-0355



Project #: 669317195 Description: SOS Windows
 Customer Name: DAVID BRAUN
 Customer Phone: (720) 499-7656
 Customer Address: 208 CANTRIL ST
 CASTLE ROCK,
 CO 80104
 USA

Line Item	Product Code	Unit Price	Quantity	Total Price
Frame Size	Description			
0002	Manufacturer: Pella (R) Lifestyle Series			
Size = 29-in W x 35-in H	 <p> Package: No Package Division: Millwork Product: Windows Type: Double Hungs Manufacturer: Pella (R) Lifestyle Series Will This Product Be Installed By Lowe's (R)?: Not Installed By Lowe-fts (R) Energy Star (R) Qualified Products Only: No - I would like to view all available product offering. Hinged Glass Panel Option: Without Hinged Glass Panel Product Family: Full Frame Pella Products Room Location: Other 1 Configuration: 1 Wide Actual Frame Width: 29-in Actual Frame Height: 35-in Fits Opening Width: 29 3/4-in Fits Opening Height: 35 3/4-in Operation / Venting: Double Hung Venting Height: Equal Unit Type: Complete Unit Exterior Material Type: Clad Wood Type: Pine Actual Base Frame Depth: 5-in Actual Base Wall Depth: 3 11/16-in Exterior Paint Grade: Standard EnduraClad </p>			
		\$582.23	3	\$1,746.69

Exterior Color: White
Interior Finish: Bright White
Glazing Type: Insulated
Glass Strength: Annealed
Insulated Glass Options: Low-E
Low-E Glass Style: AdvancedComfort Low-E Insulating Glass
Gas Filled: Air Filled
High Altitude: High Altitude
Glazing Lite Thickness: Standard Per Design
Sash Lock: Cam-Action Lock
Hardware Finish: White
Limited Opening Hardware: No Limited Opening Hardware
Sash Lift: Order Sash Lift
Sash Lift Shipping Options: Shipped Separate
Sensor Option: No Integrated Sensor
Screen Option: Full Screen
Screen Color: White
Screen Cloth: InView (TM)
Screen Shipping Option: Shipped Separate
Grille Type: Simulated-Divided-Light Grilles With Spacer
Actual Grille Bar Profile Width: 7/8-in
Grille Pattern: Traditional
Upper Grille Division Type: Custom
Lower Grille Division Type: Custom
Upper Number Wide: 2
Upper Number High: 1
Lower Number Wide: 2
Lower Number High: 1
Attachment Method: Foldout Fins
Attachment Method Application: Factory Applied
Actual Jamb Extended Wall Depth: 5 1/16-in
Wall Depth Application: Factory Applied
Is This A Remake?: No
Lead Time: 24 Days
Item Number: 89144

PREFINISHED DISCLAIMER & WARRANTY: Stained and paint color samples are produced as accurately as possible; however, actual colors may vary from batch. Because wood is a natural product, each window will display its own personality with regards to variation in color, texture and grain pattern. Natural wood variations include distinctive grain patterns or unusual shadings in color. Due to the nature of using natural products, Pella Windows and Doors cannot be responsible for the actual

	<p>degree of variation that may occur in your purchase.</p> <p>Prefinish services are covered under the standard labor warranty of 2 years from the date of sale. Labor for product over 2 years will be chargeable.</p> <p>***This price reflects a 15% Off Promotion on SOS Pella (R) Windows & Patio Doors - 02/25/21 to 03/10/21***</p> <p>This quote is good 02/25/21 to 03/10/21.</p>	
--	---	--

Salesperson: DAN ROGNMOE (S2274DR1)

Project Total: \$1,746.69

Accepted by: _____

Date: 03/02/2021

Print Detailed Quote

This quote is an estimate only and valid for 30 days on all regularly priced items. For promotional items please refer to the dates listed above. This estimate does not include tax or delivery charges. Estimated arrival will be determined at the time of purchase. All of the above quantities, dimensions, specifications and accessories have been verified and accepted by the customer. **** Special order configured products are subject to a 20% restocking fee if returned. ****



Printed from Chase Personal Online

WINDOWS

\$1746.69
paid for windows

Date	Description	Category	Amount
Mar 2, 2021	LOWES #02274*	Home	\$1,884.68



STORM DOORS

HISTORIC PRESERVATION BOARD APPLICATION

PROJECT NAME: Dyer House Storm Door Installation
PROPERTY ADDRESS / GENERAL LOCATION: 208 Cantril Street, Castle Rock, CO 80104
LEGAL DESCRIPTION: Lots 4,5,6 BLK 14 Craig+Goulds ADD to Castle Rock 0.482 AM/L
PROJECT DESCRIPTION: Purchase, paint, and install two custom cedar storm doors on south and west entrances to the home. This allows for better protection from the weather and the removal of the original doors for complete restoration and reinstallation.
STATE PARCEL NO. _____

PLEASE CHECK APPLICATION TYPE:

- ☐ DESIGN REVIEW LANDMARK
☐ ALTERATION CERTIFICATE
☐ DEMOLITION
☐ PROPERTY LANDMARKING
☐ RELOCATION

- ☐ LOCAL DESIGN ASSISTANCE GRANT
☒ LOCAL RESTORATION GRANT
☐ DOWNTOWN GRANT
☐ TAX CREDIT REVIEW

☐ OTHER: _____

PROPERTY OWNER INFORMATION:

Name David Braun
Company n/a
Address 208 Cantril Street
Castle Rock, CO 80104
Phone 720-499-7656
Email davebraun@gmail.com
[Signature]
Property Owner Signature (Required)

REPRESENTATIVE INFORMATION:

Name _____
Company _____
Address _____
Phone _____
Email _____

Representative Signature (Required)

Additional names and contact information to send project comments to (e.g., engineer, architect):

Name _____
Company _____
Email _____

Name _____
Company _____
Email _____

Staff Use Only

Date Received: _____
Application Fee: \$ _____ Received: ☐

Project No. _____
Staff Contact: _____

Achieving the Community Vision through Excellence, Dedication and Service



THIS PROPERTY
HAS BEEN PLACED ON THE
**NATIONAL REGISTER
OF HISTORIC PLACES**
BY THE UNITED STATES
DEPARTMENT OF THE INTERIOR









David Braun <davebraun@gmail.com>

Thank you for your order, David Braun

1 message

orders@vintagehardware.com <orders@vintagehardware.com>
To: davebraun@gmail.com

Tue, Nov 3, 2020 at 9:08 AM

Order Receipt & Summary

Vintage Hardware & Lighting,
2000 Sims Way,
Port Townsend, WA 98368. **Got Questions?** Call us at (360)-379-9030.

Office hours (PST): 8am-5pm, Monday-Friday |
10am-5pm, Saturday | [About Us](#) | [Subscribe to our Newsletter!](#)

Hi, David Braun

Thank you for your order. Your order was received on 11/03/2020 08:08.

Please see the details below regarding the order, and feel free to contact us if you have any questions.

Order ID: 92068814

Billing Address:

David Braun
208 Cantril Street
Castle Rock, Colorado
80104
United States of America

Shipping Address:

David Braun
208 Cantril Street
Castle Rock, Colorado
80104
United States of America

\$344.08
paid for storm door
hardware

Company Name:**Phone:**

7204997656

Email: davebraun@gmail.com

Company Name:**Phone:**

7204997656

Shipping Method:

Special Shipping

Details	Name	Unit Price	Quantity	Total
L67SDL3	Recreated-Complete-Victorian-Screen-Door-Latch-Set-Knob-to-Lever(L67SDL3)	\$79.00	2	\$158.00
Finishes:	- Antique Brass Finish	-		-
H-DK8	Antique Brass Finish Pair Of Extruded 3 1/2" x 3 1/2" Ball Finial Hinges (H-DK8)	\$51.60	3	\$154.80
Sub Total:				\$312.80
Shipping and Handling:				\$31.28
Grand Total:				\$344.08

Returns/Exchanges Policy

All returns/exchanges **MUST**:

be received by us within 30 days of ship date,
have a copy of the invoice,
have a completed copy of our [Return Form](#),
be in the original packaging and as shipped condition,
not have been mounted or used.

Get Return Form

Special order merchandise, such as items with custom finishes, non-stock items, cut-to-length items, or special project items are non-returnable.

All light bulbs and tubes, sockets and switches sales are Final.

This does not include sockets and switches that are part of a complete fixture.

Items that have been installed are **NOT** returnable.

**Any items received that do not meet these guidelines
or are received after 30 days from the ship date
will be refused or returned at your expense.
We DO NOT accept COD shipments.**

Any claims for missing or incorrect items **MUST** be made within 30 days.

For items received back within 30 days of the ship date:

We will refund the returned item(s) minus shipping and handling charges.

Please package the item carefully, as we cannot give credit for products that becomes damaged during the return to us. We strongly recommend using an insured carrier.

Received Damaged Policy

Inspect your shipments on arrival.

We ship insured, if shipment arrives damaged contact us immediately.

DO NOT return item unless instructed to by us.

Carrier may require inspection of box, packing and product, **DO NOT DISCARD THEM.**

(Note: You must supply photos of box and item damage in order for us to process your claim)

If instructed by us to return the damaged product, you **MUST** use prepaid shipping label we will provide. **We do not reimburse shipping costs!**

Return Address:

Vintage Hardware and Lighting

Attn: Returns

[2000 W Sims Way](#)

[Port Townsend Wa 98368](#)



Vintage Hardware & Lighting,
[2000 W Sims Way](#),


Port Townsend, WA 98368. **Got Questions?** Call us at
(360)-379-9030.

Office hours (PST): 8am-5pm, Monday-Friday |
10am-5pm, Saturday | [About Us](#) | [Subscribe to our Newsletter!](#)



Printed from Chase Personal Online

STORM DOORS



Account activity

Account activity

SHOWING Search

Filtered by: All transactions vintage

\$1420.31
paid for storm doors

Date	Description	Category	Amount
Oct 1, 2020	VINTAGEWOODWORKS	Home	\$1,420.31

