

Castle Rock

POLICE DEPARTMENT



AUGUST 2019

One-By-One Policing

To serve people one-by-one so together we can create environments that are safe and secure and where people can thrive

One-by-one policing is Castle Rock Police Department's newly adopted vision and is a unique way of leading and serving people that is central to our mission of providing a safe and secure community. It is why we do what we do, and it all starts within our organization. This page is dedicated to the ways in which we as a department reach out to our community **one-by-one**.

"Officer Webster. I just wanted to thank you for taking the time pulling me over last night and letting me know about my headlight. I did have that fixed first thing in the morning. I have never in my life met a better officer than you. We need more men like you."

David/Kathy H. (8/26/19)

"Good afternoon Commander Gorman, I'm writing to share my highest commendation and gratitude for the work of Detective Maes, regarding my theft case. He has been in contact with me multiple times in order to obtain additional detailed information about my case. From our latest conversation, I feel confident that the perpetrators of the crime will be located and brought to justice. I both appreciate and am impressed by Detective Maes' professionalism, obvious passion and commitment to his work, and his desire to help solve this crime."

Timothy B. (08/23/19)

The new owners of the Rocky Mountain Chocolate Factory at the Outlets donated 90 lbs. of fudge from their *Sweets for Service* campaign. This is an annual match program based on the amount of pounds customers purchased in July. The owners then donated that same amount to a worthy service. We thank them for choosing CRPD!



Ofc. Webster, Jacob & Bri, Disp. Walters, Cmdr. Lyons, Sgt. Claton



Message from the Chief




Welcome to the Castle Rock Police Department's Monthly Report. The format of the report is purposely designed to mirror our department's five-year strategic plan. This will allow members of the community as well as members of our organization to gauge how we are progressing in key areas of our strategic plan.

The Police Department's strategic priorities will anchor and update the main sections of this report. By doing so, this will facilitate our continued focus on implementing our strategic plan and providing outstanding service to the Castle Rock community.

There are six strategic priorities included in the Police Department's Five-Year Strategic Plan:

- Priority 1: Crime
- Priority 2: Traffic Safety
- Priority 3: Employees
- Priority 4: Prepare for Future Growth
- Priority 5: Community Policing and Partnerships
- Priority 6: Technology, Equipment and Training



Read the entire [CRgov.com/PDplan](https://www.crgov.com/PDplan)

Castle Rock was named once again in the top safest Cities to live by BackgroundChecks.org. Our Town ranked #11 due to its lower violent and property crime rates based upon the national averages.



Priority 1: Crime

Goal 1: Maintain or reduce the crime rate and provide a sense of safety and security

Response Times					
Priority 1 Calls Only	2019 AUG.	# of Calls	2019 YTD	2018 YTD	2017 Benchmark
Dispatch to Arrival	0:05:29	101	0:05:22	N/A	5.56

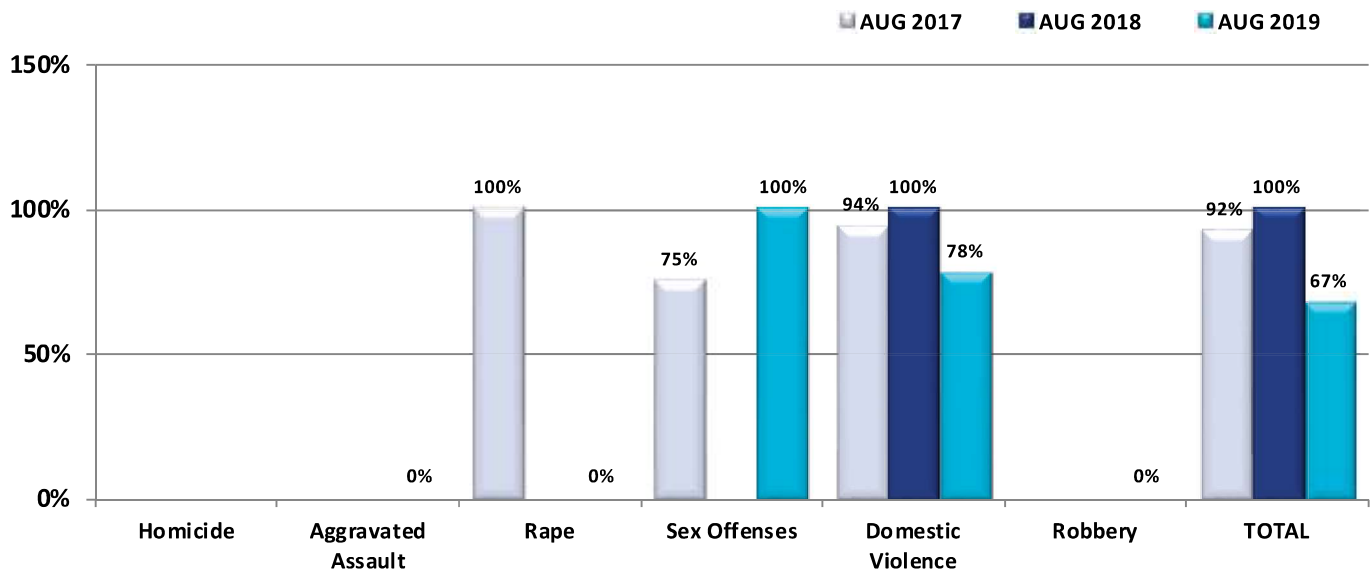
Persons Crime					
Crime Offense	2019 AUG.	2019 YTD	2018 YTD	% change 2018 - 2019	2017 YTD
Homicide	0	0	0	0%	0
Rape	2	3	11	-73%	10
Sex Offenses	1	13	14	-7%	23
Domestic Violence	36	139	182	-24%	190
Aggravated Assault	2	7	11	-36%	12
Robbery	2	3	2	50%	5
Total Persons Crimes	43	165	220	-25%	240
Property Crime					
Crime Offense	2019 AUG.	2019 YTD	2018 YTD	% change 2018 - 2019	2017 YTD
Burglary	7	65	70	-7%	71
Fraud/Forgery	7	297	150	98%	87
Motor Vehicle Theft	8	43	40	8%	36
Theft from Motor Vehicle	0	47	27	74%	33
Theft	75	381	318	20%	333
Vandalism	20	206	208	-1%	248
Total Property Crimes	117	1,039	813	28%	808
TOTAL ALL CRIMES (Person/Property)	160	1,204	1,033	17%	1,048

Priority 1: Crime (continued)

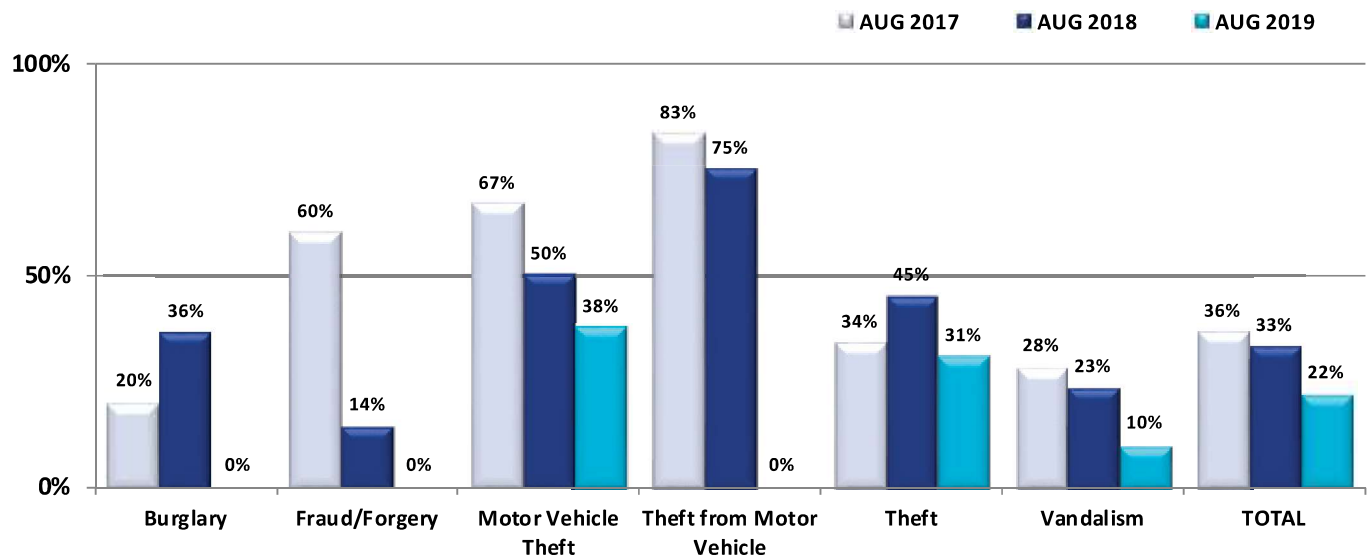


Goal 2: Maintain an investigative capability to identify, apprehend, and assist with the prosecution of criminal offenders

Persons Crime Clearance Rates (2017-2019 Year-to-Date Comparison)



Property Crime Clearance Rates (2017-2019 Year-to-Date Comparison)



*Please note the offenses shown above with no data reflect zero incidents for that specific offense. The offenses displaying 0% reflect incidents had occurred during the month; however, they had not yet been cleared.

Priority 1: Crime (continued)

Goal 3: Maintain the capability of effective emergency management as well as the response to, and recovery from, a critical incident

Victims Assistance Unit (VAU)					
Activity	2019 AUG.	2019 YTD	2018 YTD	% change 2018 - 2019	2017 YTD
Cases assigned - Staff Advocates	18	162	184	-12%	143
Cases assigned - Volunteer Advocates	11	72	101	-29%	101
Total cases assigned	29	234	285	-18%	244
Total victims served	58	437	612	-29%	371
Total office hours	6	27	143	-81%	262
Total call out hours	35	151	157	-4%	160

After 20 years of service to the Castle Rock community, Marsha Davenport retired from her position as victim advocate.

She began as a volunteer for the victim assistance unit in 1999 and was hired by the department in 2007.

Her contribution to the Victims Assistance Unit includes mentoring volunteers, which was paramount to their success and the ongoing success of the VAU program.

Volunteers leaned on Marsha after difficult cases. Sometimes over coffee or a walk outdoors,

Marsha would debrief the tough call providing comfort, empathy, and a shoulder to the volunteer as a family member would. Her door was always open to officers and staff for a quick laugh, a shared story, or reminiscing about life events from years past. If you were having a rough day, you left with a smile.

Although, she will be missed by her friends here at the police department as well as others in the Town, we wish her every happiness in her new journey!



Marsha Davenport's Farewell Celebration

Priority 2: Traffic Safety



Goal 1: Increase traffic safety on the roadways in the Town of Castle Rock

Traffic Crashes					
Crash Type	2019 AUG.	2019 YTD	2018 YTD	% change 2018 - 2019	2017 YTD
Fatality	0	0	1	-100%	1
Injury	3	25	20	25%	37
Non-Injury	67	544	609	-11%	526
Traffic Crash Total	70	569	630	-10%	564
Traffic Enforcement					
Traffic Type	2019 AUG.	2019 YTD	2018 YTD	% change 2018 - 2019	2017 YTD
Driving Under the Influence (DUI)	9	67	84	-20%	121
Traffic Citations Departmentwide					
Call Type	2019 AUG.	2019 YTD	2018 YTD	% change 2018 - 2019	2017 YTD
Traffic Tickets Issued	87	1,203	1,152	4%	1,297
Written Warnings	130	1,659	2,244	-26%	3,147
Total Traffic Stops	584	4,279	4,346	-2%	5,526

Note: Total traffic stops includes municipal and state traffic stops.



Priority 3: Employees

Goal 1: Attract and retain the highest quality employees

Goal 2: Train and develop employees

Goal 3: Recognize employee accomplishments

Staffing Levels				
Year	Sworn Officer Turnover	Total Sworn FTE	Total Turnover Rate	% change from prior year
2019	3	79	0.04	-5.1%
2018	3	75	0.04	-2.7%
2017	3	73	0.04	-41.6%
2016	5	71	0.07	-5.6%
2015	5	67	0.07	61.7%
2014	3	65	0.05	-40.0%
Training Hours				
Topics	2019 AUG.	2019 YTD	2018 YTD	% change 2018 - 2019
Total Hours	485.5	6,970.7	6,830.5	2.05%
Types of Trainings			Total Hours: 485.5	
EXTERNAL TRAINING			118.5	
FIREARMS QUALS			12	
OVERLAP TRAINING			355	
Accomplishments / Recognition				
Type	2019 AUG.	2019 YTD	2018 YTD	% change 2018 - 2019
Compliments	8	41	35	17.1%
Recognition / Awards	10	62	32	94%

Priority 4: Prepare for Future Growth



Goal 1: Monitor Townwide population growth estimates

Goal 2: Monitor Police Department workload

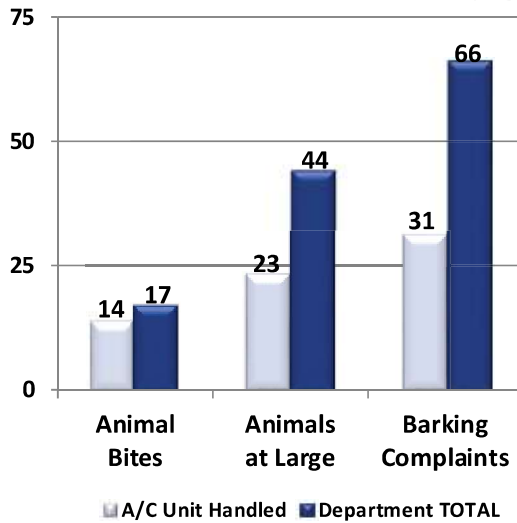
Goal 3: Evaluate an efficient method of delivering service to newly developed areas

Calls for Service (CFS)					
Calls for Service (CFS) Per officer / Per 1st Responder	2019 AUG. 77 OFC / 53	2019 YTD 77 OFC / 53	2018 TOTAL 75 OFC / 51	2017 TOTAL 73 OFC / 52	2017 Benchmark Monthly Estimate
CFS TOTAL, includes self-initiated (SI)	6036	47068	47068	49031	n/a
CFS, excludes self-initiated (SI)	2343	16722	17505	17338	6,367
Per 1,000 citizens		232.57	252.60	264.70	
CFS per officer, excludes SI		211.67	233.40	237.51	
CFS per 1st Responder, excludes SI		315.51	343.24	333.42	
Communication Unit					
Dispatch Times for Calls for Service (excluding self-initiated)	2019 AUG.	2019 YTD			
Average Call Receipt to Dispatch Time (min)	5.45	4.34			
Average Call Dispatch to Arrival Time (min)	5.67	5.41			

Downtown Liaison Officer (DLO)				
Call Type	CSO 2019 AUG.	CSO 2019 YTD	CSO 2018 YTD	% change 2018 - 2019
Parking Enforcement/CFS	155	749	1052	-28.8%
Parking Warnings	11	270	346	-22.0%
Parking Tickets	102	347	611	-43.2%
Counter Accident Reports	3	76	53	43.4%
VIN Verifications	25	271	275	-1.5%

Priority 4: Future Growth (continued)

Animal Control Response Comparison AUG. 2019



The ACU handled:

82 percent of animal bites

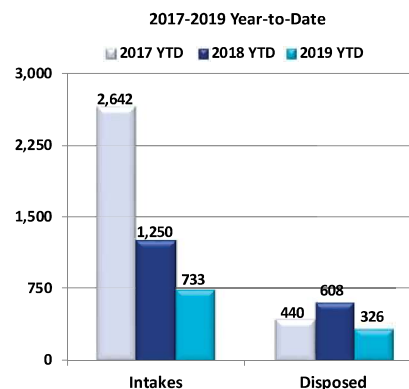
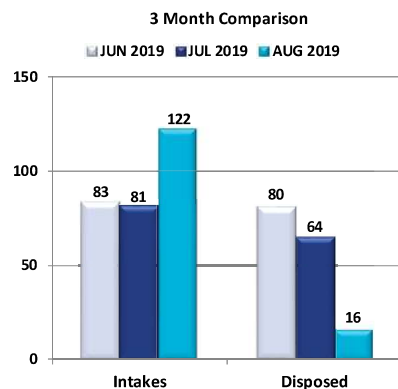
52 percent of animals at large

47 percent of barking complaints

Investigations Case Reports (2017-2019 Year-to-Date)



Property & Evidence



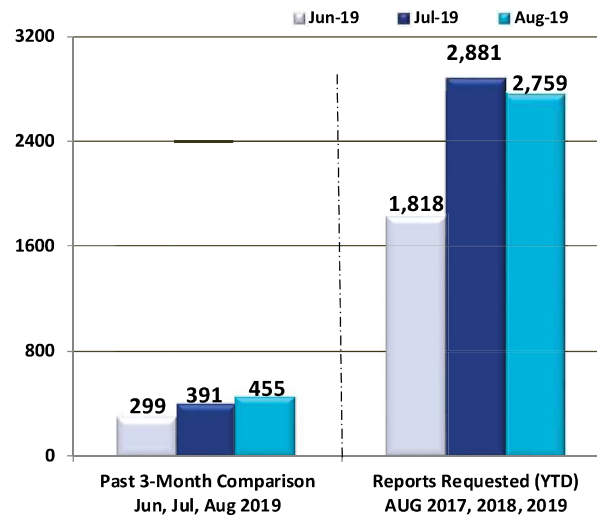
Priority 4: Future Growth (continued)



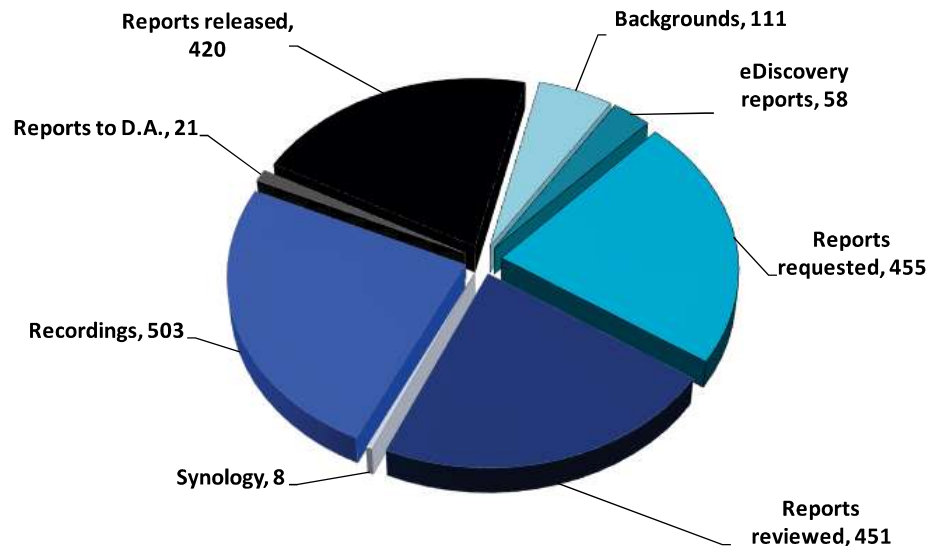
Records Unit

Monthly Workload	Backgrounds	eDiscovery reports	Reports requested	Reports reviewed	Synology	Recordings	Reports to D.A.	Reports released
AUG.2019	111	58	455	451	8	503	21	420
AUG.2018	80	34	265	316	6	259	22	237
% change 2018-2019	38.8%	70.6%	71.7%	42.7%	33.3%	94.2%	-4.5%	77.2%

Reports Requested Comparison Three-Month and Year-to-Date (2017-2019)



Records Unit Workload AUG. 2019



Priority 5: Community Policing & Partnerships

Goal 1: Community engagement through outreach and education

Crime Prevention Programs				
Running Program Types	2019 AUG.	2019 YTD	2018 YTD	% change 2018 - 2019
Crime Free Multi-Housing	0	20	19	5.3%
Crime Free Self-Storage	0	6	0	n/a
Rock Watch	14	360	0	n/a
CPTED (Crime Prevention)	1	4	0	n/a
Total	15	390	19	n/a
Volunteer Hours				
Units' Hours	2019 AUG.	2019 YTD	2018 YTD	% change 2018 - 2019
Explorer Unit	292	1,869	1,950	-4.2%
Interns	0	0	0	0%
Victim Advocates	359	3,287	3,175	4%
VIPS-Community Safety Vol.	340	2,425	1,677	44.6%
VIPS-Administrative	66.25	304.75	154.5	97.2%
Total	1,057.25	7,885.75	6,956.50	13.4%
Upcoming Special Events				
Type	Date	Time	Location	
Touch A Truck	09/28	9-2 pm	DC Fairgrounds, 500 Fairgrounds Dr.	
Coffee with a Cop	10/02	2-3 pm	Riverwalk, 115 N. Wilcox St.	
Coffee with a Cop	11/14	8:30-9:30 am	McDonalds, 4999 Factory Shops	
Coffee with a Cop	12/12	2-3 pm	Starbucks, 955 New Memphis	

Goal 2: Optimize communication and marketing programs

Public Information Officer (PIO)			
2019 AUG.	Facebook	Twitter	Next Door
Total Audience	9,731	1,495	23,806
Number of Posts	51	20	15
Engagement Percentage	17.2%	15.0%	8.9%
	Police	Fire	Town
Call outs/Incident Response	4	2	0
	TOTAL		
Media Inquiries	26		

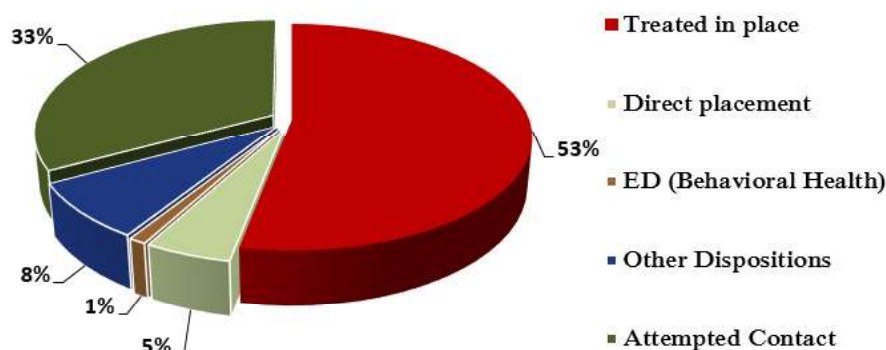
Priority 6: Technology, Equipment & Practices



Goal 1: Maintain and utilize the most effective technology, equipment and best practices

Community Response Team (CRT)				
Type	2019 AUG.	2019 YTD	2018 YTD	% change 2018 - 2019
Mental Health Holds	4	41	36	13.9%
Follow-ups	53	374	369	1.4%
Agency Assists	0	15	4	275.0%
Calls for Service (other)	32	238	372	-36.0%
Total Calls for Service	89	668	781	-14.5%

**Major Dispositions (CRT)
AUG. 2019**



Domestic Violence Lethality Assessment Program (LAP)				
Type	2019 AUG.	2019 YTD	2018 YTD	% change 2018 - 2019
Total LAP reports completed	16	90	102	-12%
High Risk	11	50	46	9%

The Lethality Assessment Program (LAP) tool is designed to reduce risks, save lives, and involves an assessment by law enforcement personnel to determine risks in collaboration with community-based victim service providers. More information is found at LethalityAssessmentProgram.org

ePoliceReporting				
Type	2019 AUG.	2019 YTD	2018 YTD	% change 2018 - 2019
Online reports received	18	147	165	-10.9%

Department Highlights

K9 Unit

Ronin and Officer Thompson

Patrol Deployments: 4

Officer Thompson and Ronin were deployed four times in August and provided officer protection on violent contacts and warrant pick ups.

Narcotics Deployments: 5

The K9 Unit deployed five times for use in narcotics detection. Ronin alerted to 22.08 grams of methamphetamines, 2.6 grams of heroin, and miscellaneous drug paraphernalia.

Training: 20 hours

Demonstrations: 1

On Aug. 6, Ronin and Officer Thompson provided another exceptional demonstration of their partnership and skills training during the department's National Night Out.



National Night Out demonstration

Bike Unit



Patrolling the trails in Castle Rock




Bike Unit takes on a temporary rider

Left to right: Chief Cauley, Officer Schlecht, Officer Coyle

Awards Presented in August

Meritorious Unit Awards



Officer S. deLumeau



Officer A. Elliott



Officer L. Gizzi



Officer A. Whyte



Dispatcher B. Easley

Applause Awards



Sgt. K. Torrens, Ofc. D. Moffitt, Rec. Fac. Sprv. D. Wahl,
Ofc. S. Morrissey and Ofc. B. Leach (not pictured)



VAC D. Lewis, S. Thogerson, S. Ruby (not pictured)

VISION

To serve people one-by-one so together we can create environments that are safe and secure and where people can thrive.



MISSION

The Castle Rock Police Department is dedicated to excellence through community safety, innovation, and public trust. Our goal is to provide for the safety and welfare of both the citizens and visitors of the Town of Castle Rock utilizing effective community-policing philosophies, including crime prevention, traffic enforcement, criminal investigation, crime analysis and community involvement.