

Castle Rock

POLICE DEPARTMENT



June 2019

One-By-One Policing

To serve people one-by-one so together we can create environments that are safe and secure and where people can thrive

One-by-one policing is Castle Rock Police Department's newly adopted vision and is a unique way of leading and serving people that is central to our mission of providing a safe and secure community. It is why we do what we do, and it all starts within our organization. This page is dedicated to the ways in which we as a department reach out to our community **one-by-one**.



Miss Elizabeth dropped off the tips from her recent lemonade stand and wished to direct them to our K9 Unit. Officers Parker and Stark happily accepted on behalf of the K9 Unit.



Officer Parker, Elizabeth, and Officer Stark

Message from the Chief



Welcome to the Castle Rock Police Department's Monthly Report. The format of the report is purposely designed to mirror our department's five-year strategic plan. This will allow members of the community as well as members of our organization to gauge how we are progressing in key areas of our strategic plan.

The Police Department's strategic priorities will anchor and update the main sections of this report. By doing so, this will facilitate our continued focus on implementing our strategic plan and providing outstanding service to the Castle Rock community.

There are six strategic priorities included in the Police Department's Five-Year Strategic Plan:

Priority 1: Crime


Priority 2: Traffic Safety

Priority 3: Employees

Priority 4: Prepare for Future Growth

Priority 5: Community Policing and Partnerships

Priority 6: Technology, Equipment and Training



Read the entire [CRgov.com/PDplan](https://www.crgov.com/PDplan)

Priority 1: Crime

Goal 1: Maintain or reduce the crime rate and provide a sense of safety and security

Response Times					
Priority 1 Calls Only	2019 JUN	# of Calls	2019 YTD	2018 YTD	2017 Benchmark
Dispatch to Arrival	6.10	66	5.19	5.09	5.56

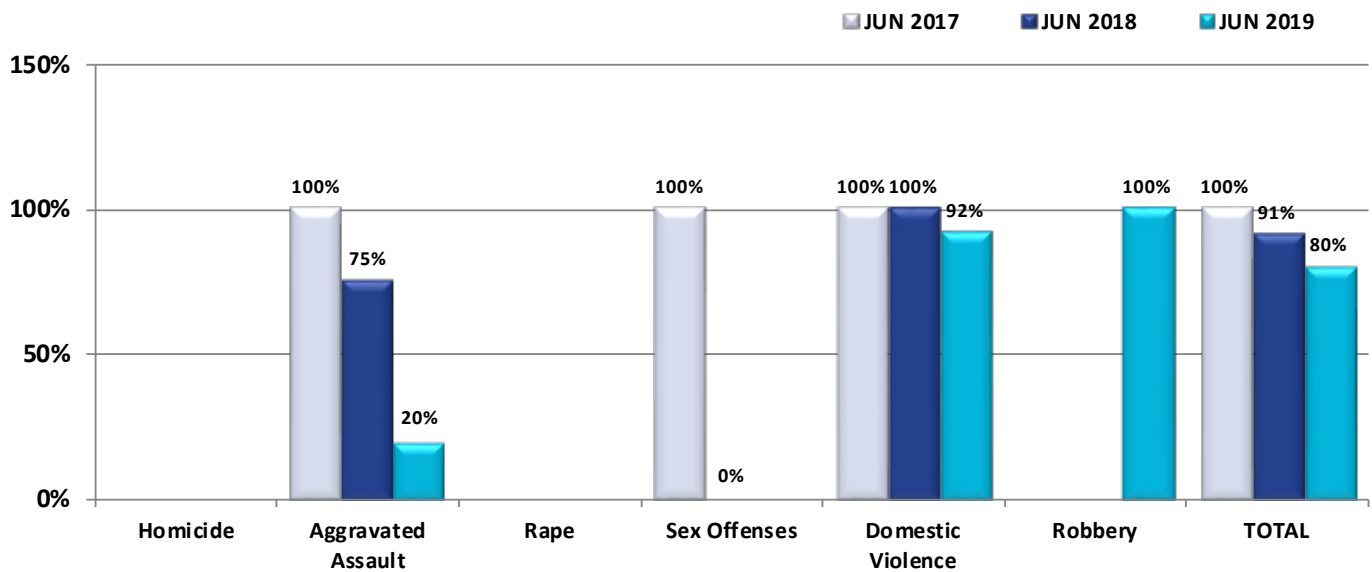
Persons Crime					
Crime Offense	2019 JUN	2019 YTD	2018 YTD	% change 2018 - 2019	2017 YTD
Homicide	0	0	0	0%	0
Rape	0	1	8	-88%	8
Sex Offenses	0	12	13	-8%	18
Domestic Violence	24	95	136	-30%	128
Aggravated Assault	5	9	9	0%	11
Robbery	1	1	2	-50%	5
Total Persons Crimes	30	118	168	-30%	170
Property Crime					
Crime Offense	2019 JUN	2019 YTD	2018 YTD	% change 2018 - 2019	2017 YTD
Burglary	7	38	49	-22%	54
Fraud/Forgery	6	205	95	116%	66
Motor Vehicle Theft	8	30	21	43%	26
Theft from Motor Vehicle	1	34	15	127%	23
Theft	69	359	279	29%	298
Vandalism	31	152	155	-2%	180
Total Property Crimes	122	818	614	33%	647
TOTAL ALL CRIMES (Person/Property)	152	936	782	20%	817

Priority 1: Crime (continued)

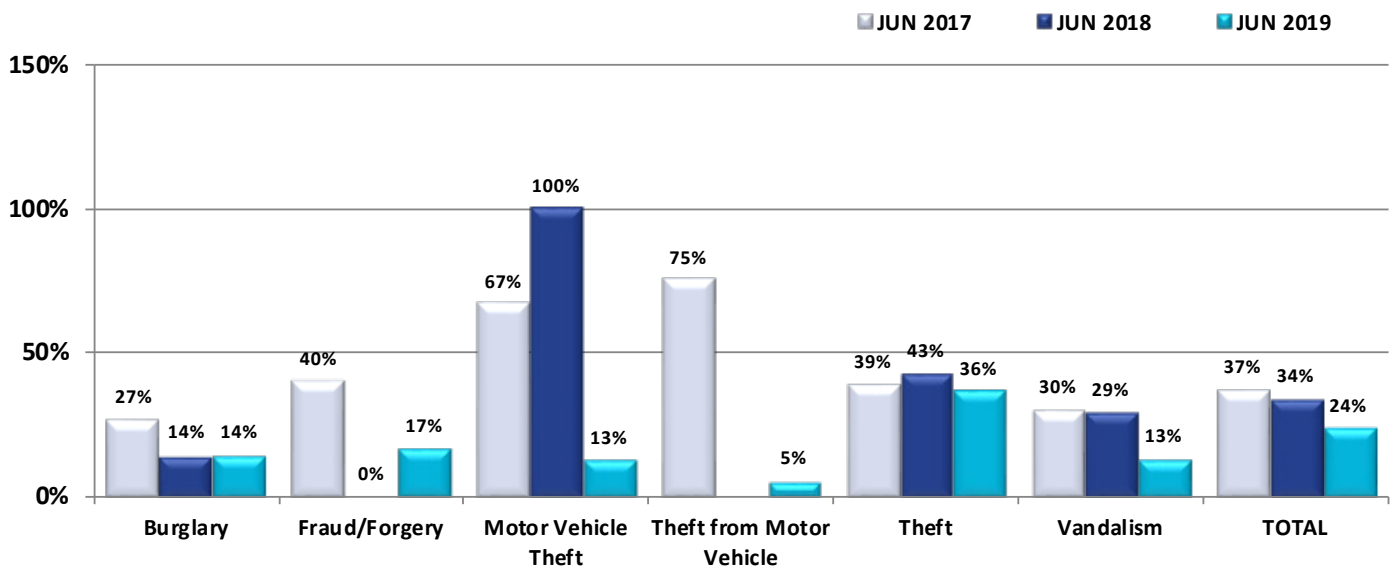


Goal 2: Maintain an investigative capability to identify, apprehend, and assist with the prosecution of criminal offenders

Persons Crime Clearance Rates (2017-2019 Year-to-Date Comparison)



Property Crime Clearance Rates (2017-2019 Year-to-Date Comparison)



*Please note the offenses shown above with no data reflect zero incidents for that specific offense. The offenses displaying 0% reflect incidents had occurred during the month; however, they had not yet been cleared.

Priority 1: Crime (continued)

Goal 3: Maintain the capability of effective emergency management as well as the response to, and recovery from, a critical incident

Victims Assistance Unit (VAU)					
Activity	2019 JUN	2019 YTD	2018 YTD	% change 2018 - 2019	2017 YTD
Cases assigned - Staff Advocates	15	134	141	-4.96%	81
Cases assigned - Volunteer Advocates	12	64	73	-12.33%	61
Total cases assigned	27	198	214	-7.48%	142
Total victims served	43	359	417	-13.91%	209
Total office hours	4	25	121	-79.34%	171
Total call out hours	3	123	114	7.89%	123

The Victim Assistance Unit is currently in the process of recruiting new volunteers. The Volunteer Academy will begin in September and is facilitated by the VA Coordinators from Douglas County Sheriff, Parker Police Department, and Lone Tree Police Department as a joint effort.

In the Spotlight

Ashley Brooks-Johnson moved to Colorado almost five years ago from Atlanta, Georgia. She grew up in Kentucky and had only lived in the south prior to moving. She knew by marrying a native Coloradoan they were bound to head west.

Now residing in Castle Rock with their three dogs, they can't imagine calling any place else home. Ashley completed the volunteer academy in November 2018.



Ashley Brooks-Johnson

Priority 2: Traffic Safety



Goal 1: Increase traffic safety on the roadways in the Town of Castle Rock

Traffic Crashes					
Crash Type	2019 JUN	2019 YTD	2018 YTD	% change 2018 - 2019	2017 YTD
Fatality	0	0	1	-100%	1
Injury	6	21	14	50%	23
Non-Injury	59	395	471	-16%	377
Traffic Crash Total	65	416	486	-14%	401
Traffic Enforcement					
Traffic Type	2019 JUN	2019 YTD	2018 YTD	% change 2018 - 2019	2017 YTD
Driving Under the Influence (DUI)	6	50	65	-23%	90
Traffic Citations Departmentwide					
Call Type	2019 JUN	2019 YTD	2018 YTD	% change 2018 - 2019	2017 YTD
Traffic Tickets Issued	106	958	692	38%	1,149
Written Warnings	132	1,338	1,650	-19%	2,790
Total Traffic Stops	436	3,247	3,026	7%	4,804

Note: Total traffic stops includes municipal and state traffic stops.



CRPD agency assist with CSP, DCSO, and CRFD- Saturday, June 20, 2019

Priority 3: Employees

Goal 1: Attract and retain the highest quality employees

Goal 2: Train and develop employees

Goal 3: Recognize employee accomplishments

Staffing Levels				
Year	Sworn Officer Turnover	Total Sworn FTE	Total Turnover Rate	% change from prior year
2019	1	77	0.013	-51.3%
2018	2	75	0.026	-35.1%
2017	3	73	0.041	-41.6%
2016	5	71	0.070	-5.6%
2015	5	67	0.075	21.3%
2014	4	65	0.062	-20.0%
Training Hours				
Topics	2019 JUN	2019 YTD	2018 YTD	% change 2018 - 2019
Total Hours	706	4,004.2	5,282	24.2%
Types of Trainings			Total Hours: 509.58	
CIRSA AIRBORNE PATHOGENS			1	
EXTERNAL TRAINING			374	
FIREARMS AND ACT			294	
FIREARMS QUAL			37	

Accomplishments / Recognition				
Type	2019 JUN	2019 YTD	2018 YTD	% change 2018 - 2019
Compliments	1	26	27	-3.7%
Recognition / Awards	0	41	28	46%

Priority 4: Prepare for Future Growth



Goal 1: Monitor Townwide population growth estimates

Goal 2: Monitor Police Department workload

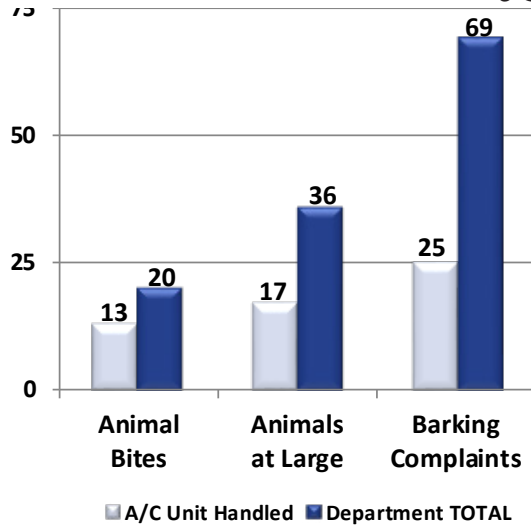
Goal 3: Evaluate an efficient method of delivering service to newly developed areas

Calls for Service (CFS)					
Calls for Service (CFS) Per officer / Per 1st Responder	2019 JUN 77 OFC /53	2019 YTD 77 OFC /53	2018 TOTAL 75 OFC/ 51	2017 TOTAL 73 OFC / 52	2017 Benchmark Monthly Estimate
CFS TOTAL, includes self-initiated (SI)	5,262	35,663	35,085	37,424	n/a
CFS, excludes self-initiated (SI)	2,191	11,968	12,744	12,297	6,367
Per 1,000 citizens		166.45	183.90	187.74	
CFS per officer, excludes SI		155.43	169.92	168.45	
CFS per 1st Responder, excludes SI		225.81	249.88	236.48	
Communication Unit					
Dispatch Times for Calls for Service (excluding self-initiated)	2019 JUN	2019 YTD			
Average Call Receipt to Dispatch Time (min)	4.67	5.26			

Community Service Officer (CSO)				
Call Type	CSO 2019 JUN	CSO 2019 YTD	CSO 2018 YTD	% change 2018 - 2019
Parking Enforcement/CFS	69	538	808	-33.4%
Parking Warnings	4	258	214	20.6%
Parking Tickets	37	205	525	-61.0%
Counter Accident Reports	7	69	49	40.8%
VIN Verifications	29	217	180	20.6%

Priority 4: Future Growth (continued)

Animal Control Response Comparison JUNE 2019



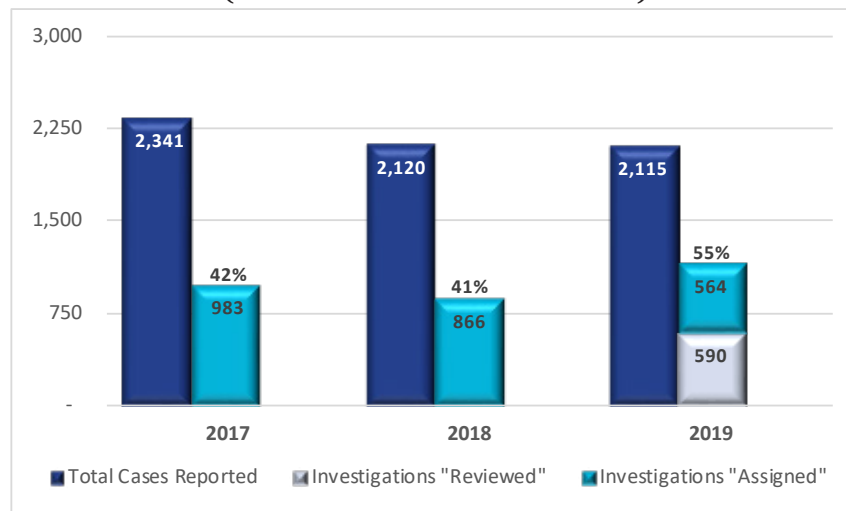
The ACU handled:

65 percent of animal bites

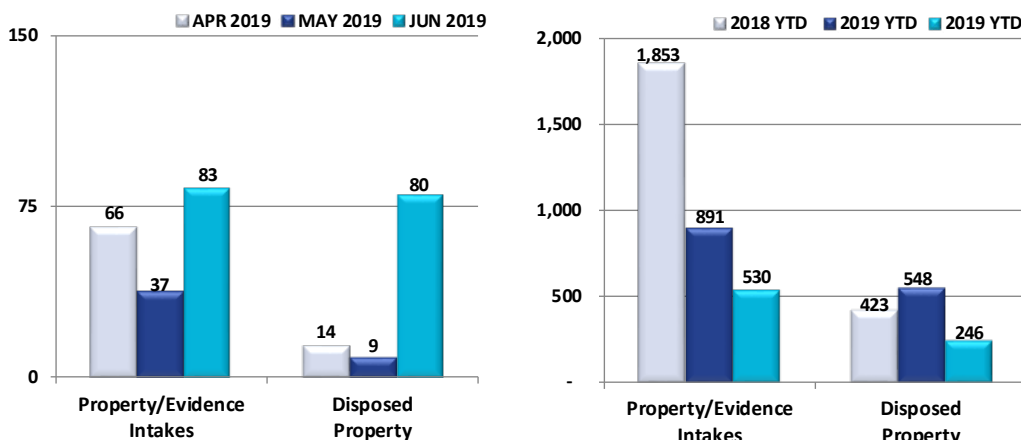
47 percent of animals at large

36 percent of barking complain

Investigations Case Reports (2017-2019 Year-to-Date)



Property & Evidence



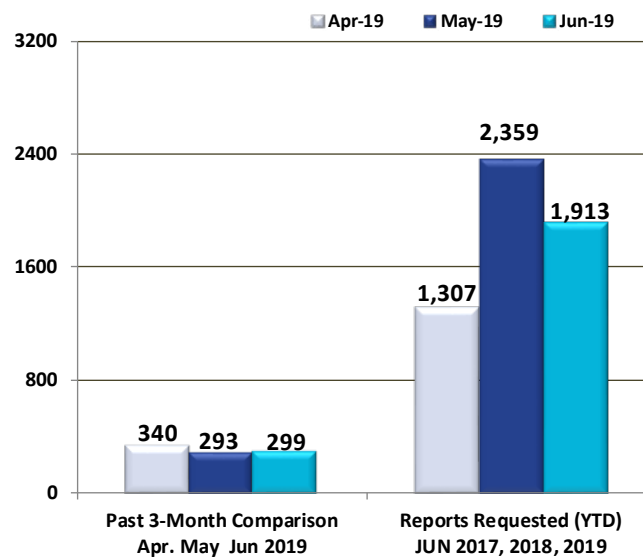
Priority 4: Future Growth (continued)



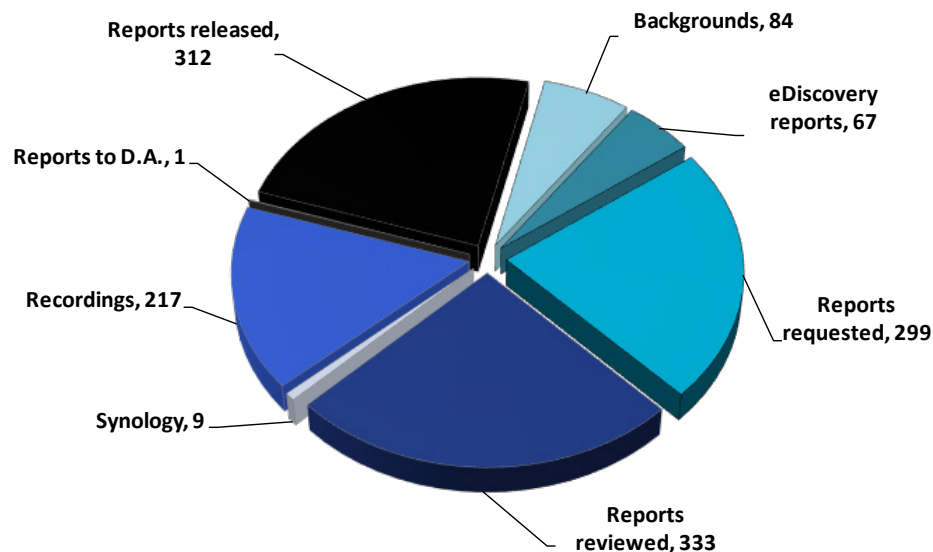
Records Unit

Monthly Workload	Backgrounds	eDiscovery reports	Reports requested	Reports reviewed	Synology	Recordings	Reports to D.A.	Reports released
JUNE 2019	84	67	299	333	9	217	1	312
JUNE 2018	104	73	309	304	4	148	12	266
% change 2018-2019	-19.2%	-8.2%	-3.2%	9.5%	125.0%	46.6%	-91.7%	17.3%

Reports Requested Comparison Three-Month and Year-to-Date (2017-2019)



Records Unit Workload JUNE 2019



Priority 5: Community Policing & Partnerships

Goal 1: Community engagement through outreach and education

Crime Prevention Programs				
Running Program Types	2019 JUN	2019 YTD	2018 YTD	% change 2018 - 2019
Crime Free Multi-Housing	1	20	18	11.1%
Crime Free Self-Storage	0	6	0	n/a
Rock Watch	8	334	0	n/a
CPTED (Crime Prevention)	0	2	0	n/a
Total	9	362	18	n/a
Volunteer Hours				
Units' Hours	2019 JUN	2019 YTD	2018 YTD	% change 2018 - 2019
Explorer Unit	231	1,554	1,367	13.7%
Interns	0	0	0	n/a
Victim Advocates	398	2,947	2,505	17.6%
VIPS-Community Safety Vol.	294	1,273	929	37.0%
VIPS-Administrative	34	202.25	118.5	70.7%
Total	957	5,976	4,920	21.5%
Upcoming Special Events				
Type	Date	Time	Location	
Coffee with a Cop	8/7	9-10 am	Pegasus, 313 Jerry St.	
Parrish Park grand opening	8/17	11-1 pm	2131 Low Meadow Blvd.	
Splash Mob (periodic)	TBD		Watch PD Facebook for updates!	
Touch a Truck	9/28	10-2 pm	Douglas County Fairgrounds	

Goal 2: Optimize communication and marketing programs

Public Information Officer (PIO)			
2019 JUNE	Facebook	Twitter	Next Door
Total Audience	9,167	1,140	22,813
Number of Posts	60	33	19
Engagement Percentage	14.2%	16.8%	9.1%
	Police	Fire	Town
Call outs/Incident Response	4	2	0
	TOTAL		
Media Inquiries	9		

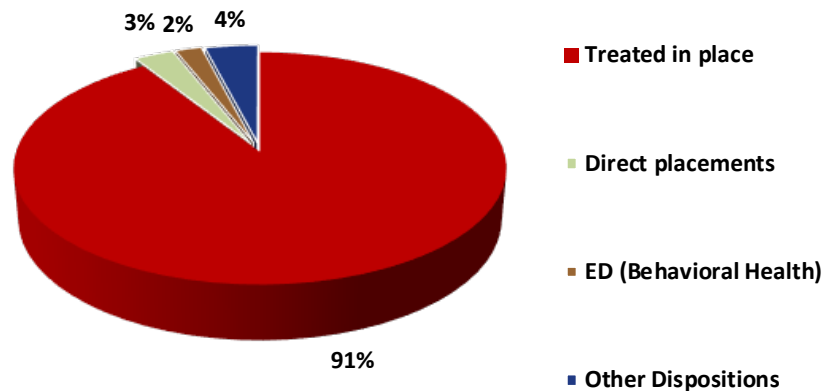
Priority 6: Technology, Equipment & Practices



Goal 1: Maintain and utilize the most effective technology, equipment and best practices

Community Response Team (CRT)				
Type	2019 JUN	2019 YTD	2018 YTD	% change 2018 - 2019
Mental Health Holds	3	35	31	12.9%
Follow-ups	35	281	270	4.1%
Agency Assists	0	15	4	275.0%
Calls for Service (other)	16	172	279	-38.4%
Total Calls for Service	54	503	584	-13.9%

**Major Dispositions (CRT)
JUNE 2019**



Domestic Violence Lethality Assessment Program (LAP)				
Type	2019 JUN	2019 YTD	2018 YTD	% change 2018 - 2019
Total LAP reports completed	10	61	77	-21%
High Risk	5	30	35	-14%

The Lethality Assessment Program (LAP) tool is designed to reduce risks and save lives and involves an assessment by law enforcement personnel to determine risks in collaboration with community-based victim service providers. More information is found at LethalityAssessmentProgram.org

ePoliceReporting				
Type	2019 JUN	2019 YTD	2018 YTD	% change 2018 - 2019
Online reports received	23	101	135	-25.2%

Department Highlights

K9 Unit

Ronin and Officer Thompson

Patrol Deployments: 2

Officer Thompson and Ronin were deployed seven times in June.

Narcotics Deployments: 2

Ronin alerted to a vehicle that was contacted by patrol. Inside the car, 3.05 grams of suspected methamphetamines were located.

Training hours: 10

Other notes of interest

Ronin was out of service for most of the month due to surgery on his rear paw. Ronin has since healed and is back on duty.

Officer Thompson assisted Denver Police Department and certified six of their patrol dogs for the National Police Canine Association.



Officer Thompson & Ronin

Bike Unit

The Bike Unit logged approximately 300 miles of riding in June and participated in the following events:

- Dirt Jumps & Donuts
- Downtown Movie Night
- First Friday Downtown
- Concert Series at the MAC
- Splash Mob
- Chick-fil-A Special Olympics Fundraiser
- Wellspring Walk to Empower
- Bike to Work Day
- Music in the Meadows

The unit continues to teach their adaptABILITY cycling classes at Wellspring every Wednesday. This summer they have two instructing classes:

- 101 Beginner class (first time riders)
- 102 Advanced class (advanced skills)

The Bike Unit increased their presence substantially at the Outlet Mall and other retail areas to patrol combat theft issues.

Explorer Unit: Capitol Challenge Competition



(From left to right) Explorers Chapman, Bowden, Burger, Dougherty, and Rose traveled to Kansas and returned with three trophies!

Congratulations team!

Newsworthy

Community Response Team (CRT)

Our Community Response Team had the opportunity in June to present the CRT model at the 2019 NAMI (National Alliance on Mental Health) conference in Seattle, WA . The feedback on their presentation as well as their representation of law enforcement in the mental health world has been nothing but positive.



Clinician Shew, Officer Body, and Clinician Sanchez

Did you know you can report certain crimes online at www.CRgov.com/ePoliceReporting?

Acceptable reports include: Gas theft, identity theft, theft, vandalism, trespassing, lost property, phone or internet scam. Also, confirm the following to decide if this tool is right for you:

- This incident is not an emergency
- This incident occurred within the Castle Rock Police Department Town limits
- There are no known suspects
- This incident did not occur on a state highway

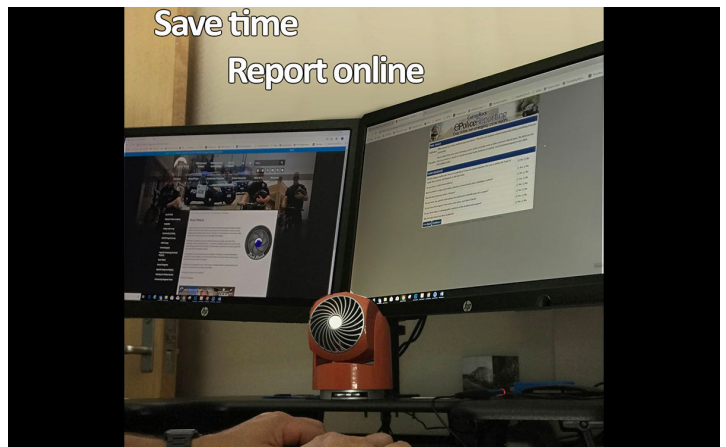


Photo courtesy of @CRpoliceCO Facebook page

Rules at the roundabouts

The Town of Castle Rock uploaded a FUN new video to help explain the rules at roundabouts. If reading electronically, select the image at right or watch on the Town's YouTube channel:

<https://www.youtube.com/user/crgov>



<https://www.youtube.com/user/crgov>

VISION

To serve people one-by-one so together we can create environments that are safe and secure and where people can thrive.



MISSION

The Castle Rock Police Department is dedicated to excellence through community safety, innovation, and public trust. Our goal is to provide for the safety and welfare of both the citizens and visitors of the Town of Castle Rock utilizing effective community-policing philosophies, including crime prevention, traffic enforcement, criminal investigation, crime analysis and community involvement.