


Mezzo®

AESTHETICS AND TECHNOLOGY... REDEFINED

Alside®



Welcome Home



MEZZO WINDOWS... QUALITY AT ITS BEST.
It's the ultimate collaboration. Elegant, sleek style mixed with take-charge strength and energy efficiency. The aesthetics are everything you want in a window and the performance power is cutting-edge. Strong, durable and weathertight, with custom beauty, easy upkeep and excellent value. Mezzo Windows are made for you.

A LEGACY OF EXCELLENCE AND INNOVATION.
There is so much more to the windows in your home than the frame, sashes and glass. The true substance is the quality and expertise built into every step of the design and manufacturing process. In Aside Windows you have found the premier union of heritage and innovation – the promise of best-in-class materials and future-forward engineering. Our more than 65 years of industry excellence stands strong as our legacy of leadership and trust, where customer happiness always comes first.

We also take special pride in our exceptional "Made in America" quality. Our U.S. operations not only champion the tradition of American ingenuity and craftsmanship, they also fortify our nation with quality jobs and economic dollars. Together, we will continue to strengthen the prosperity of our country.



EdgeForce

The beauty of our EdgeForce narrowline frame and sashes is subtle and understated. The sleek design is visually clean and contemporary, with a large glass area that lets in light and outside scenery. And, beneath the elegance, internal chambers are meticulously engineered for structural integrity and enhanced energy efficiency.

CoreFX

CoreFX is a structural component that never quits. This innovative composite reinforcement allows for secure mounting of hardware and the non-conductive material also reduces the transfer of energy for superior thermal performance.

Defense-Tek

Stylish and strong, this low-profile secure locking hardware features an indicator that tells you if your windows are left unlocked. But the true beauty of Defense-Tek is its end-of-throw cam shift locking action, expertly constructed for increased protection.

Forecaster

Forecaster elevates both the appearance and performance of Mezzo windows with its strength, uniform design. The true sloped sill is expertly designed, tightly fitting the drainage system that provides water runoff without the use of weep holes.

HPs

The benefits distinction here is three-fold: protection from air and water infiltration, increased structural stability and enhanced beauty. The integrated telescoping sill dam effectively blocks strength with style.


Gatekeeper

When extreme wind and weather hit your home, Gatekeeper stands strong. The extra seal and weatherstripping on the sill will be holding power, working with Gatekeeper's patented cam shift lock to keep the sash is channeled firmly into the window frame for a unified wall of strength. Combined with three layers of weatherstripping, Gatekeeper delivers unmatched protection, as well as peace of mind.

Ocular

Improved form and functionality is the focus of our Ocular screen build seal. The compression built into the installation and removal of the extruded aluminum screen. The snug fit also eliminates light penetration between the screen and frame and helps block insect access.

Mezzo Windows come standard with a blind frame. For enhanced appearance and ease of installation, four additional options also are available.



TAKING OUR CUE FROM YOU CONSUMERS TELL US WHAT'S MOST IMPORTANT

- For many homeowners, purchasing replacement windows is a substantial investment. The new windows not only must enhance the appearance of their home inside and out, but also increase energy savings year-round. The perfect union of beauty and strength—especially built and backed by outstanding warranty protection.
- Beauty and Aesthetics
- Energy Efficiency and Comfort
- Durability
- Maintenance Freedom
- Peace of Mind—Warranty Protection, Third-Party Accreditations

High-Performance Glass Packages - Maximize Your Energy Savings Year-Round.

Reducing energy loss is often the number one reason for purchasing replacement windows. Windows are roughly 80% glass, so it's important to choose the ideal glass system for your home and climate. Upgrading to a high-performance insulated glass package with Low-E glass will help further increase year-round energy savings. Low-E (low-emissivity) glass features a virtually clear metallic coating that allows warm solar rays to penetrate your home in the winter to help reduce heating costs. In summer, Low-E glass helps block solar heat to keep your home cooler and reduce air-conditioning usage. Low-E also helps minimize UV rays that can cause furnishings to fade.

Mezzo offers two families of high-performance insulated glass packages:

- Climate® combines insulating Low-E glass, argon gas and the Intercept® Warm-Edge Spacer System that features a unique, one-piece metal alloy, U-channel design that creates an effective thermal barrier.
- ClimateTherm® features insulating Low-E glass, argon gas and a stainless steel Intercept Warm-Edge Spacer System for even greater thermal efficiency.



CLIMATECH THERMAD WITH STAINLESS STEEL INTERCEPT SPACER - THE STRONGEST CHOICE

The spacer system in your window not only stabilizes the panes of glass, it also plays a key role in the window's structural integrity. Climatech Thermad's Intercept spacer advances performance to the highest level through its stainless steel alloy and patented U-shaped design. Stainless steel—known for its unsurpassed strength, durability and resistance to corrosion—is also impervious to gas transmission, which improves insulating gas retention in the window unit and increases its overall thermal performance. The stainless steel spacer also incorporates flex for low stress on the sealant bond to offset effects of temperature changes and help to prevent seal failure.

- Structurally Superior
- Strongest Seal
- Advanced Technology
- Energy-Efficient

ABOVE AND BEYOND - Mezzo Meets FUTURE ENERGY STAR Requirements Today!

ENERGY STAR PERFORMANCE TODAY!

The ENERGY STAR label certifies that the window is a positive choice for energy efficiency, fuel savings and the environment. ENERGY STAR is a government-backed voluntary partnership program sponsored by the U.S. Environmental Protection Agency and the U.S. Department of Energy to help consumers recognize energy-efficient products. It's good for you and good for the environment!

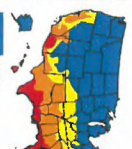
Mezzo Windows meet or exceed stringent ENERGY STAR requirements, providing triple-pane energy-saving performance in a dual-pane unit. The dual-pane, double-strength insulated glass, thermally optimized frame and sash and non-conductive composite reinforcements are just part of the advanced energy engineering that put Mezzo in a class by itself—premium window performance with everyday affordability.

GLASS PACKAGES SPECIFIC TO YOUR NEEDS

Insulated glass units increase the energy efficiency of your windows beyond ordinary clear glass and can tailor the window to your specific climate challenges. The chart below makes it easy to compare the glass performance. The lower the U-Factor, the less energy you'll need to heat your home. The lower the Solar Heat Gain Coefficient (SHGC), the more you'll conserve on air conditioning.

THERMAL PERFORMANCE COMPARISON*		Double-Pane		Triple-Pane	
Clear Glass		U-Factor	SHGC	U-Factor	SHGC
Climatech®	0.29	0.30	0.28	0.30	0.30
Climatech® E	0.28	0.30	0.28	0.30	0.30
Climatech® Elite	0.28	0.30	0.28	0.30	0.30
Climatech® Thermad®	0.28	0.30	0.27	0.30	0.30
Climatech® Thermad® E	0.27	0.31	0.27	0.30	0.31
Climatech® Thermad® Elite	0.27	0.31	0.27	0.30	0.31

* U-Factor measures heat loss and SHGC measures heat gain and solar radiation. Climatech® Thermad® E, Climatech® Thermad® Elite and Climatech® Thermad® are available with argon gas fill. Climatech® Thermad® is also available with argon gas fill and a low-emissivity coating on the inner surface of the glass panes. Climatech® Thermad® E, Climatech® Thermad® Elite and Climatech® Thermad® are also available with argon gas fill and a low-emissivity coating on the inner surface of the glass panes.



TESTED AND PROVEN

Mezzo Windows meet or exceed Air, Water and Structural Loads performance requirements as determined through ASTM (American Society for Testing and Materials) test methods, the globally recognized standards for product quality and safety.



Beauty Forged with Performance

The closer you look, the more you'll see why Mezzo is a standout choice for your home.



RUTY FUSION-WELDED FRAME AND SASH CORNERS create superior strength and a clean, low-profile finished look.



DUAL-PANE, DOUBLE-STRENGTH GLASS increases strength, durability and insulation.



AIRTIGHT INSULATING CHAMBERS enhance thermal performance and durability.



MULTI-LAYER WEATHERSTRIPPING helps block energy loss and protects against inclement weather.



DUAL VENT STOPS for limited and convenient opening of the window for ventilation.



HIDDEN SCREEN TRACK creates a clean-line design for enhanced visual appeal; half screens are standard, optional full screens available.*

*Half screens are standard on custom color-finished windows.

5 8

Sliding Windows



SIMPLICITY AND EASE

Visually sleek and deceptively strong, sliding windows are distinct in their slim silhouette, ample glass area and smooth gliding action. Mezzo Dual Sliding Window sashes slide horizontally for easy opening and closing and lift out for convenient cleaning. The heavy-duty construction and weathertight fit ensure excellent performance and protection.

Narrowline frame and sashes with fusion-welded corners for exceptional beauty, strength and energy efficiency.

Insulated glass unit with double-strength glass and warm-edge spacer system provides superior thermal protection and longevity.


Extruded, multi-chambered construction creates a tight insulating compartment for increased thermal performance and strength. Non-conductive, composite reinforcement in the meeting rails allows for secure mounting of hardware and improves energy efficiency. Nylon-reinforced dual brass roller system for easy glide performance.

Hidden screen track for a neat, clean appearance.



Near Right: Quiet and smooth operation is assured with a precision-engineered roller system. Far Right: Sash vent stops allow fresh airflow.

*Dual sliding line model will automatically be upgraded to 37" fixed configuration for all units ordered in excess of 22" wide or 48" high.





Wide-open volume and natural light
the perfect stage
for the perfect day

Double-Hung Windows

FOREVER IN STYLE.

Mezzo's refined and purposeful design stays true to the classic double-hung style, yet exudes a cool, contemporary elegance with clean lines and crisp corners. The double-hung window is equally loved for its carefree functionality. No need to struggle with hard-to-reach areas. Both sashes tilt in to allow easy cleaning from inside the comfort of your home.

Built for everyday wear and tear, the expertly constructed sashes raise and lower easily on a constant force balance system, thus eliminating sash cords, weights and pulleys. Both the beauty and smooth operation of Mezzo Double-Hung Windows will be a simple pleasure.

- Narrowline frame and sashes with fusion-welded corners for exceptional beauty, strength and energy efficiency.
- Integrated sash-to-sill interlock provides a unified wall of strength, prevents the sash from bowing in extreme winds.
- Non-conductive, composite reinforcement in the meeting rails allows for secure mounting of hardware and improves energy efficiency.*
- True sloped sill creates a highly efficient drainage system to prevent water and debris accumulation.
- Constant force balance system provides smooth raising and lowering of sashes.
- Hidden screen track for a neat, clean appearance.

Below: The easy-to-clean feature of Mezzo Double-Hung Windows adds to its popularity. Simply tilt in the sashes to access both sides of the glass from inside your home.



Above: Narrowline frame and sashes enhance the aesthetic appeal, inside and out.



Picture Windows and Special Shapes

SOMETIMES BOLD. ALWAYS BEAUTIFUL.

The true beauty of the picture window is its versatility. Whether grand or small, alone or combined with other window styles, Mezzo Picture Windows and Special Shapes make a statement of quality. The narrowline frame and full glass exposure offer an unobstructed outdoor view, while the high-performance insulating components provide a strong shield of protection against harsh weather and energy loss.



PICTURE WINDOW

Above: Picture windows and special shapes invite creativity when designing your home's window system. Use alone or combine multiple units to create a dramatic focal point.

- Narrowline frame with fusion-welded corners for exceptional beauty, strength and energy efficiency.
- Insulated glass unit with double-strength glass and warm-edge spacer system (picture windows), provides superior thermal protection and longevity.
- Embedded, multi-chambered construction creates airtight insulating compartments for increased thermal performance and strength.
- Choose from a variety of architectural styles, including Circle Top, Quarter Arch, Eyebrow, Half Eyebrow, Ellipse, Full Circle, Hexagon, Octagon, Pentagon, Cathedral, Trapezoid, Triangle and more.



SPECIAL SHAPE

* Double-Hung's frame model will automatically be upgraded to ST (Steel reinforcement) for all units ordered in excess of 48" wide or 84" high.

Casement and Awning Windows

THE PINNACLE OF UTILITY AND DESIGN

There's more to casement and awning windows than meets the eye. There's history and practicality, merging the old-world craftsmanship of a charming crank handle with the refined details of today's advanced window technology. Featuring a low-profile, easy-touch handle, the casement sash gently opens outward, while the awning window opens up and out.

CASEMENT WINDOWS

- Exterior sash design creates the appearance of a larger glass area with an attractive slimline look.
- Step-down frame with three weatherstripping seals provides a tight seal during inclement weather.
- Positive crank mechanism ensures easy operation when opening and closing the sash.
- Multi-point locking system ensures a tight seal and increased comfort.
- Multiple lite configurations available in a single mainframe.
- Combine casement and fixed lite windows to add striking beauty and increased visibility.

AWNING WINDOWS

- Exterior sash design gives the window the appearance of a larger glass area with an attractive slimline look.
- Heavy-duty, state-of-the-art hinge system provides easy operation from inside the home.
- A dual locking system on each side of the window.
- Multiple lite configurations available in a single mainframe.
- Combine with fixed lites to allow for convenient ventilation while creating increased visibility.

A refreshing
infusion
of personality and style

Bay, Bow & Garden Windows

BRING OUT THE CHARACTER.

A striking focal point, a cozy reading nook, a bright display of herbs and flowers – anything is possible with bay, bow and garden windows. Each of these windows can transform your room from basic to beautiful.



CASEMENT WINDOW



BOW WINDOW



AWNING WINDOW



BAY WINDOW



GARDEN WINDOW


GARDEN WINDOWS

- Fully welded mainframe for strength and stability.
- Top sloping insulating glass panel is wet glazed for a weather tight seal.
- Clear 3/4" insulated glass unit provides all-weather protection.
- Single-hung vents on both sides for increased ventilation options.
- A custom designed shelf offers an attractive look with increased support for large plants.

BAY AND BOW WINDOWS

- 1-1/4" furniture-grade veneer is standard in the construction of head, seaboard and jambs.
- Head and seaboard are available in oak or birch veneer finishes and ready for painting or staining.**
- 3" pre-insulated seaboard option.
- Slimline reinforced mullion design.
- Bay and bow windows are available in a variety of colors and finishes.
- Exterior roof system available with optional copper or painted aluminum roof clad kits.

BAY/BOW AVONITE SEABOARD OPTIONS



Dusk

Sliding Patio Doors

LEGENDARY QUALITY WITH MODERN DETAIL.


There's no better measurement for a patio door than performance. From a quality design and excellent construction to smooth operation and enduring beauty – sliding patio doors are a premier choice. Each door combines best-in-class manufacturing technology with artistic detail to provide an entry that's beautifully welcoming and always weathertight. Choose from three distinctive styles in Contemporary, Classic and French.

- Premium vinyl mainframe and sash extrusions are colored throughout – won't chip, peel, crack or warp and never needs to be painted.
- Mainframe and sash feature a double-wall design and multi-chambered construction for increased strength.
- 1" thick insulated glass unit with warm-edge spacer system saves energy year-round.
- Dual internal/external weatherstripping on the sash ensures optimal energy efficiency.
- Steel reinforcements at the interlocks and lock rails increase structural integrity.
- Precision-engineered tandem roller system ensures easy and quiet door operation.
- Heavy-duty extruded aluminum screen features four adjustable rollers for smooth gliding.
- Available in a 2-panel style in 5', 6', 8' and Wisconsin-style widths, 3-panel styles in 9' and 12' widths, and a 4-panel style in a 12' width with center panels that open to each side.
- Choose from a variety of solid colors, hardware finishes and grid patterns to complement your Mezzo Windows.

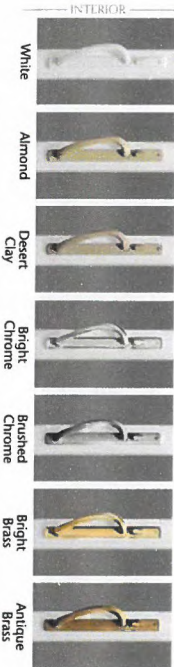


A naturally
beautiful
point of view

CONTEMPORARY AND CLASSIC PATIO DOOR HANDLES



FRENCH PATIO DOOR HANDLES



Opposite page upper left: The Contemporary-style patio door features 3" symmetrical sash rails for a sleek, clean-line design. Opposite page upper right: The Classic-style door conveys traditional beauty with generous 5" sash rails. Opposite page bottom: The 5" top rail, 7" bottom rail and 3" side rails of our French-style door combines French door charm with floor space-saving functionality.

Contemporary, Classic and French-style exterior patio door handles are available in white, almond and desert clay.

CONTEMPORARY-STYLE PATIO DOOR

CLASSIC-STYLE PATIO DOOR



FRENCH-STYLE PATIO DOOR


Swing, Hinged and French Doors

CLASSIC ELEGANCE WITH ENERGY-EFFICIENT GLASS.


With a variety of styles to choose from, Swing, Hinged and French Doors provide a new design for your home, without forsaking energy savings. Beauty and practicality come together in our doors while providing increased glass area and creating a focal point for your room that celebrates the outdoors.

Creating a
majestic
entry into your home

- Multi-point locking hardware with key operated deadbolt.
- Aluminum reinforced frame, sash astragal and mullions for rigidity.
- Vinyl sill with anodized, corrosion resistant aluminum sill cover.
- Self-weeping sloped sill for improved water drainage.
- Three adjustable hinges allow for easy adjustments.
- Vinyl snap-on brickmould is a standard exterior trim provided for added beauty.
- Single, double or French-Style doors are available in in-swing or out-swing models.



This sleek handle design is standard on all swing, hinged and french doors.



DOOR HANDLES FINISH OPTIONS




¹ Special order.

Design Options

COLORS


Beauty and vision, performance and strength – it all comes together in Mezzo's assortment of color selections. Customize the appearance of your windows with our beautifully styled decorative options.



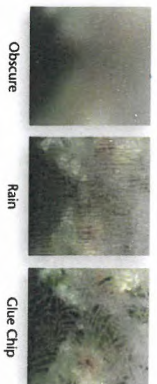
GRID OPTIONS

Decorative grids lend an added measure of style and dimension to your windows. All grids are enclosed within the insulated glass unit for easy cleaning. Select a grid profile and pattern to achieve your ideal finished look. Designer grids are also available for design flexibility.

No Grids
Desire - Honey



OBSCURE GLASS
Obscure glass styles offer privacy for bathrooms and other areas of your home without blocking the natural light.



¹¹ Bronze exterior is not available for garden windows or 6500 Series patio doors.


Peace of Mind



Smarter choices for a
better world,
today's homeowners are
happily choosing green.

THE ALSIDE LIFETIME LIMITED WARRANTY.

Mezzo Windows are made by Alside, a recognized leader in product innovation, manufacturing excellence and uncompromising quality control. That's a reputation you can count on, from the day your windows are installed until the day you sell your home. And to make your buying decision easier, Alside backs all Mezzo Windows with a Lifetime Limited Warranty,* one of the strongest in the industry, along with an optional glass breakage warranty – further assurance of lasting performance and value.



GREEN INSPIRATION.

Exceptionally energy-smart and weathertight, Alside Windows and Patio Doors not only help reduce fuel consumption needed to heat and cool homes, they also boast a long service life and achieve optimal material use and minimal waste in production. Virtually all in-plant vinyl scrap is recycled into other useful products, further reducing the environmental impact of waste. Vinyl windows also are eco-friendly because vinyl resin is derived largely from common salt – a sustainable and abundant natural resource!†



†Source: A Clear View – Vinyl Windows and the Environment. American Architectural Manufacturers Association (AAMA) and The Vinyl Institute (VI).



Alside PO Box 2010 Akron, Ohio 44309
1-800-922-6009 www.alside.com



©2015 Alside. Alside, ClimaTech and Mezzo are registered trademarks of AMI. Intercept is a registered trademark of PPG Industries. Avonite Surfaces is a trademark brand of Aristech Acrylics LLC. USGBC and related logo is a trademark owned by the U.S. Green Building Council and is used by permission. *Insulated glass (IG) units that require capillary tubes may experience some argon gas depletion. **It is imperative that your new bay or bow window is sealed and finished properly within the first 30 days after installation. Failure to properly finish and seal all of the wood components may cause the wood to fade, swell, warp, or develop other defects that would not be covered under your normal product warranty. †A written copy of the warranty is available by writing to: Warranty Department, PO Box 2010 Akron, Ohio 44309. Colors are reproduced by lithographic process and may vary slightly from colors of actual product. All specifications and designs subject to change without notice. Printed in USA. 2/15 30M/OP 75-2541-01





4815

