


# Castle Rock Police Department

# DEC. 2018



## DASHBOARD STATISTICS

TRAFFIC ENFORCEMENT					
TRAFFIC TYPE	18-Nov	2018 YTD	2017 YTD	% change from 2017 - 2018	2016 YTD
DUI	8	119	150	-21%	160
Seat Belt	3	224	323	-31%	172
Child Restraint	1	7	5	40%	9
Total	12	350	478	-27%	341

Traffic Crashes - YTD Comparison					
ACCIDENT TYPE	18-Nov	2018 YTD	2017 YTD	% change from 2017 - 2018	2016 YTD
Accident-Total	84	846	788	7%	839
Non-Injury	83	820	743	10%	792
Injury	1	25	44	-43%	46
Fatality	0	1	1	0%	1
Counter Reports	11	60	45	33%	72
Traffic Unit (TU)	28	369	393	-6%	395
Report % by TU	33%	43%	50%	-14%	47%

Please note: Counter reports are included in the accident (non-injury, injury, fatality) data totals. These counter reports are only displayed to account for those reports not taken by patrol or traffic.

Response Times					
Priority	18-Nov	2018 YTD	2017 YTD	% change from 2017 - 2018	2016 YTD
Priority 1	5:34	5:11	5:15	-1%	5:20

Offenses - YTD					
CRIME OFFENSE	18-Nov	2018 YTD	2017 YTD	% change from 2017 - 2018	2016 YTD
<b>Person Crimes</b>					
Robbery	0	2	9	-78%	4
Aggravated Assault	2	18	21	-14%	24
Homicide	0	0	0	0%	0
<b>Property Crimes</b>					
Burglary	4	91	97	-6%	100
Fraud	16	153	226	-32%	282
Motor Vehicle Theft	8	56	52	8%	42
Theft	54	553	664	-17%	680
TOTAL CRIMES	84	873	1,069	-18%	1,132

Note: Sex Offenses are not included in the data.

**Note:** The data above is reported one month delayed in order to provide the most accurate department statistics.

## DEPARTMENT DIVISIONS

- « Administration
- « Investigations
- « Patrol
- « Special Operations
- « Support Services

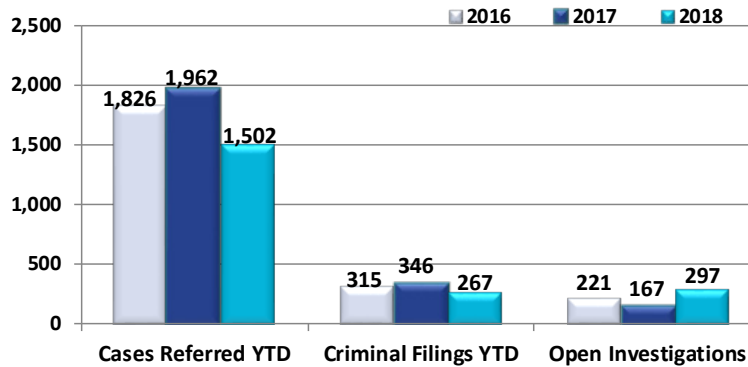




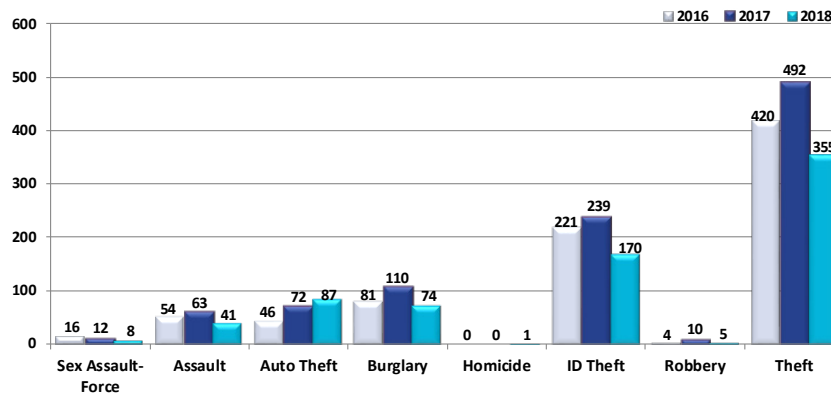
# INVESTIGATIONS DIVISION

## DETECTIVE UNIT

YEAR-TO-DATE COMPARISON: **DEC**  
(2016-2018)



3-YEAR CRIME TREND COMPARISON YEAR-TO-DATE: **DEC**  
(2016-2018)

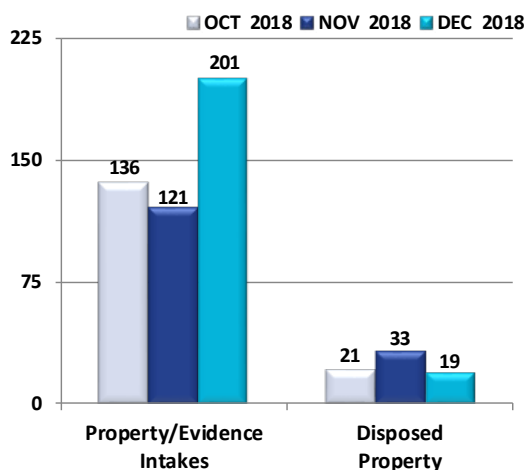


### Investigations Unit case review:

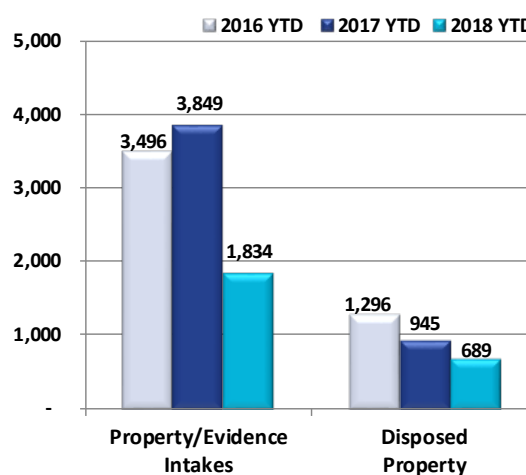
In December, the Investigations Unit detectives reviewed an additional 87 case reports, along with their regularly scheduled caseload.

## PROPERTY & EVIDENCE STATISTICS

PROPERTY INTAKES/DISPOSED  
**THREE-MONTH COMPARISON (2018)**

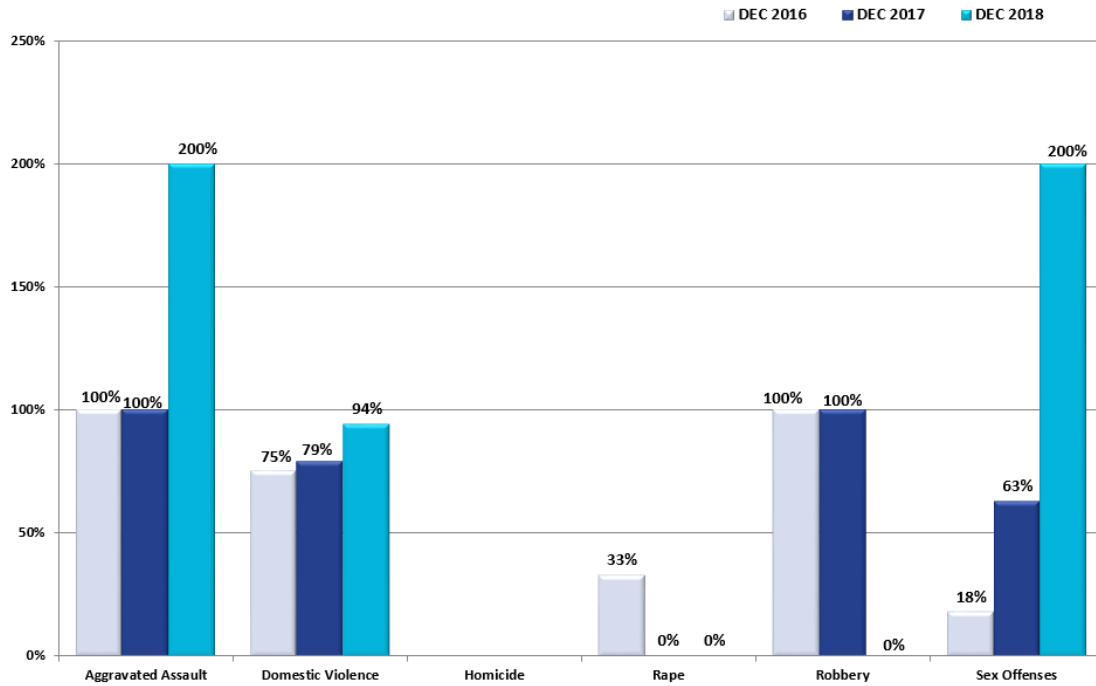


PROPERTY INTAKES/DISPOSED  
**DEC YTD (2016-2018)**

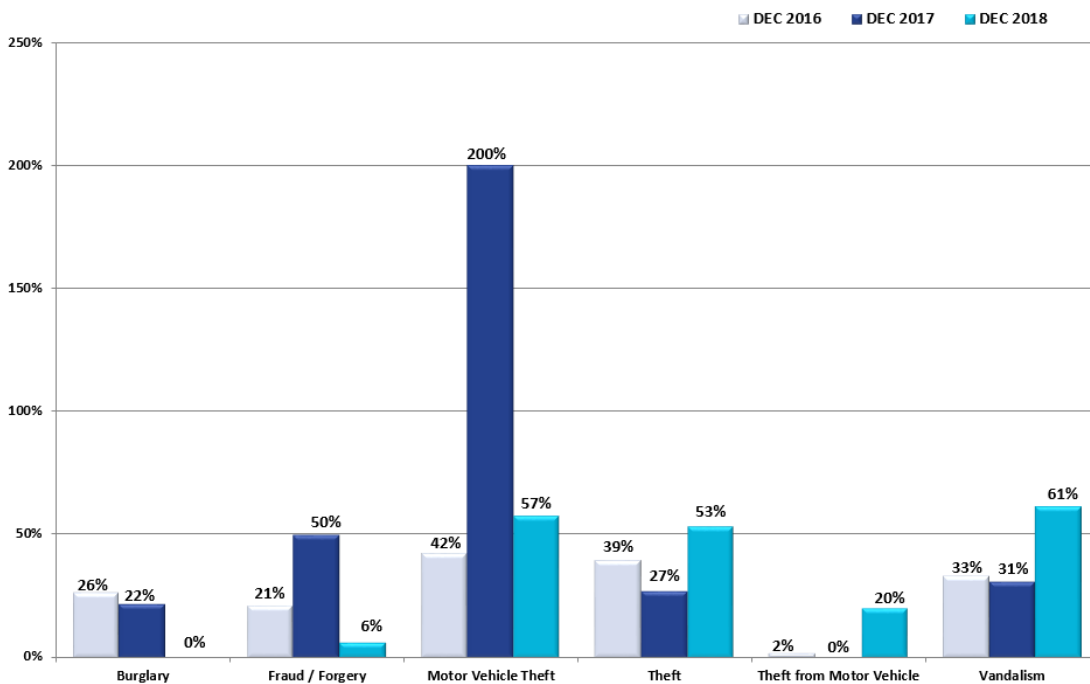


## DETECTIVE UNIT CLEARANCE RATES COMPARISON DEC (2016-2018)

### PERSONS CRIMES



### PROPERTY CRIMES



\*Please note the offenses shown above with no data reflect zero incidents for that specific offense. The offenses displaying 0% reflect incidents had occurred during the month; however, they had not yet been cleared.



# INVESTIGATIONS DIVISION

## VICTIMS ASSISTANCE UNIT (VAU)

The VAU volunteers had a busy month of activities. In addition to taking four-12 hour on-call shifts, volunteers generously donated their time assisting with two community events.

VAU volunteers worked through the weekend assisting the municipal court's Santa Second Chance with wrapping, sorting and delivering of packages. Volunteers also participated in the police department's Heroes and Helpers event by serving breakfast and wrapping gifts.

They ended the month with our annual volunteer appreciation dinner held at Castle Rock Café. During the

dinner, Commander Gorman thanked the team for their commitment and dedication to the department and Town.

The VAU was also fortunate to receive a generous donation. Carolynn Paulow held a holiday sale in her home inviting neighbors and friends. Together, they collected \$810 and several blankets for the VAU. The money will be used for emergency assistance and the purchase of printed resources for those in our Town who have experienced a traumatic event.

### VA UNIT STATISTICS DEC (2016-2018)

Victims Assistance Unit					
Activity	2018 DEC	2018 YTD	2017 YTD	% change 2017 - 2018	2016 YTD
Cases assigned - Staff Advocates	27	291	251	15.94%	101
Cases assigned - Volunteer Advocates	7	128	153	-16.34%	134
Total cases assigned	34	419	404	3.71%	235
Total victims served	70	872	656	32.93%	345
Total office hours	0	160	433	-63.05%	380
Total call out hours	19.25	242	246	-1.63%	133



VAC Lewis with Carolynn Paulow



Heroes & Helpers



Annual Appreciation Dinner



Santa's Second Chance



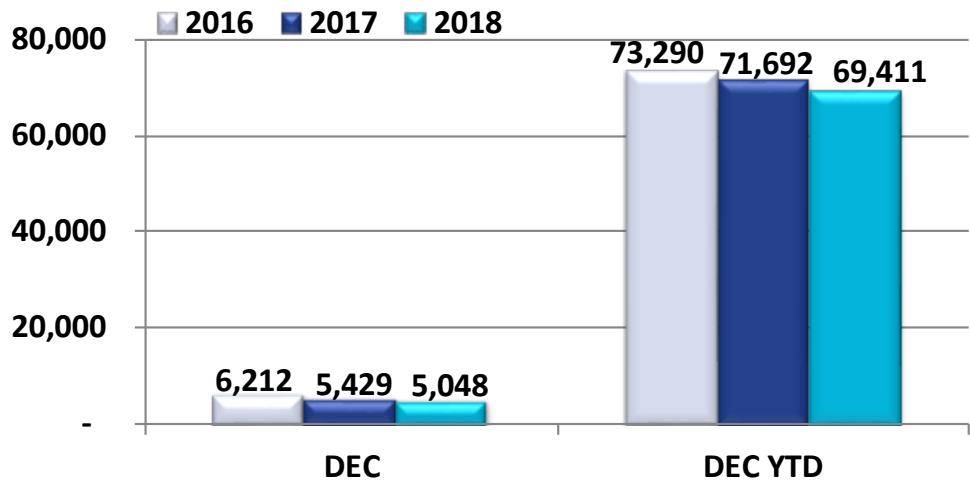
## CALLS FOR SERVICE DEC (2016-2018)

The Police Department's December Calls for Service (CFS) reflect the following Year-to-Date adjustments:

2017 to 2018 ↓ -2,281 CFS YTD

2016 to 2018 ↓ -3,879 CFS YTD

\*Due to new analysis software, slight changes in statistics were realized and updated.



Calls for Service (CFS) Per officer / Per 1st Responder	2018 DEC 75 OFC / 51	2018 YTD 75 OFC / 51	2017 TOTAL 75 OFC / 51	2016 TOTAL 73 OFC / 52	Benchmark 2017 Average
CFS TOTAL, includes self-initiated (SI)	5,048	69,411	71,692	73,290	NA
CFS, excludes self-initiated (SI)	1,923	25,333	26,106	24,896	76,406
Per 1,000 citizens	27.7	365.6	398.6	400.9	462.9
CFS per officer, excludes SI	25.6	337.8	357.6	350.6	332.5
CFS per 1st Responder, excludes SI	37.7	496.7	502.0	497.9	564.1

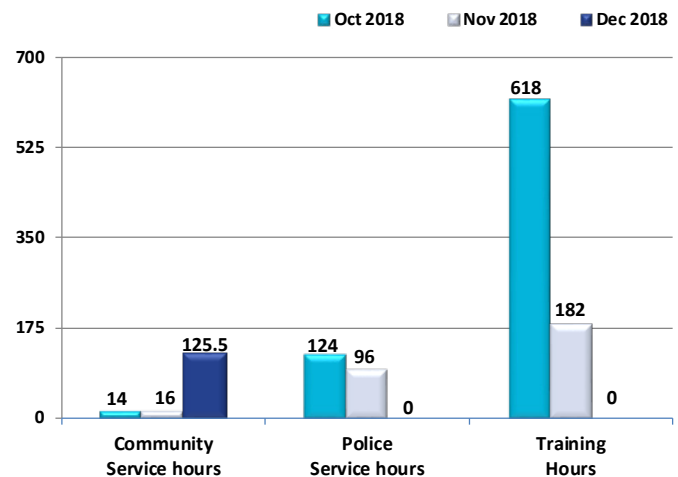
## EXPLORER UNIT THREE-MONTH COMPARISON (2018)

During December, the explorers participated in many community service events including:

- Santa's Second Chance
- Toys for Tots (inc. toy deliveries)
- Heroes & Helpers
- Gift card program in honor of Deputy Parrish

The year-to-date Total Hours are:

2018 3,349 hours  
2017 4,694 hours  
2016 5,066 hours







# PATROL DIVISION

## K9 UNIT



Officer Thompson and  
PSD Ronin

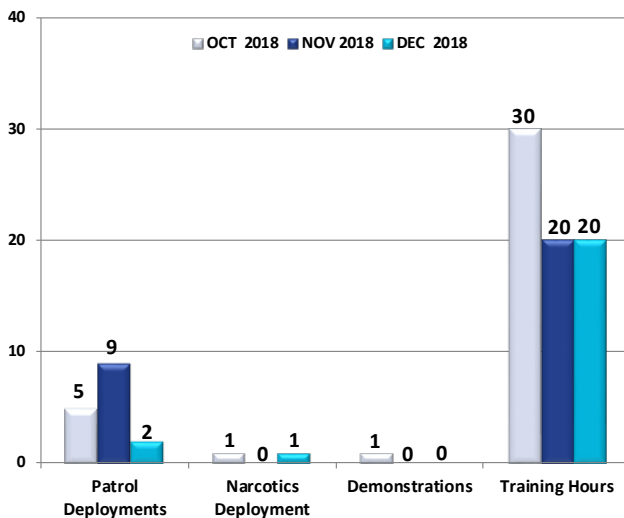
Officer Thompson and Ronin were pleased to distribute eight stuffed K9s during this past holiday season to those children who were victims of crimes or families struggling financially.

Officer Thompson oversaw the addition of our former PSD Kuno's name and picture to the K9 memorial, which is located in front of the police department (photos below).

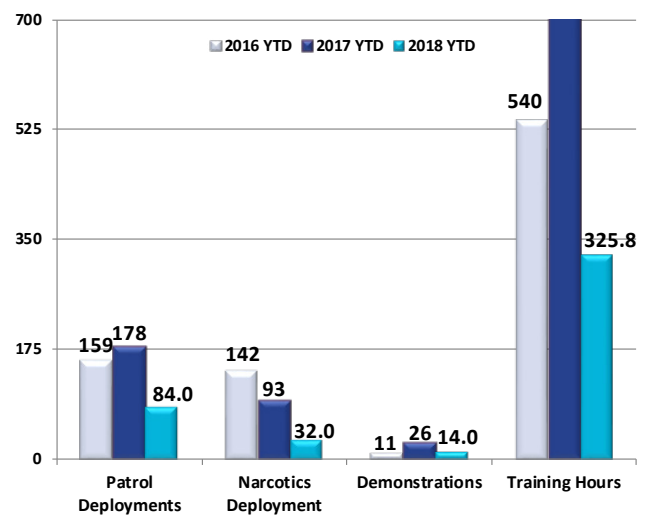


Enjoying the holiday lights

### K9 ACTIVITY: THREE-MONTH COMPARISON (2016-2018)



### YEAR-TO-DATE COMPARISON (2016-2018)



Adding PSD Kuno to our memorial



K9 Memorial in front of the Police Department



K9 holiday gifts to children in need

# SPECIAL OPERATIONS DIVISION

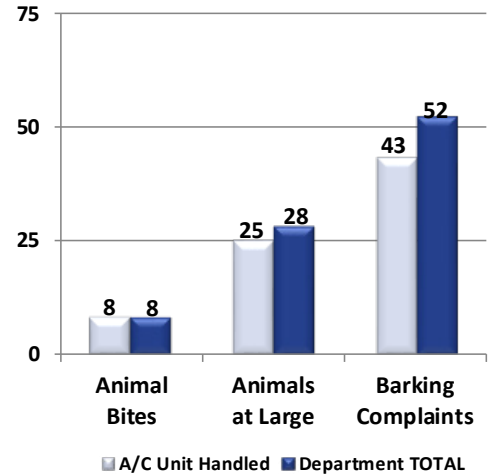


## ANIMAL CONTROL UNIT (ACU)

### ANIMAL CONTROL UNIT (ACU) RESPONSE COMPARISON (ACU/Departmentwide) DEC YTD (2016-2018)

CALL TYPES	2018 DEC	2018 YTD	2017 YTD	2016 YTD
Barking Dog - ACU	43	480	447	383
Barking Dog - Dept	52	760	*	*
Animal Bites - ACU	8	139	106	107
Animal Bites - Dept	8	152	*	*
Animal at Large - ACU	25	393	480	289
Animal at Large - Dept	28	538	*	*
Cruelty/ Welfare	4	158	148	108
Wildlife	9	113	139	57
Follow Up/ Other	25	549	418	343
**TOTAL Calls for Service - ACU	114	1,837	1,764	1,307
Written Warnings	0	38	50	10
Summonses	4	77	28	10
Animals Impounded	2	66	62	60
Returned to Owner	1	52	49	52

### ACU RESPONSE COMPARISON (Animal Control Unit/Departmentwide) DEC 2018



In DEC, the ACU handled:

- 100 percent of animal bites
- 89 percent of animals at large
- 83 percent of barking complaints

\* Data not tracked during this time-frame

\*\*Total calls includes previous pit bull calls for service - no longer tracked.

## TRAFFIC SAFETY UNIT

### Traffic Citations Departmentwide

Call Type	2018 DEC	2018 YTD	2017 YTD	% change 2017 - 2018	2016 YTD
Traffic Tickets Issued	172	2,816	2,829	-0.4595%	3,227
Written Warnings	176	3,058	3,858	-20.7361%	1,465
<b>Total Traffic Stops</b>	478	6,687	7,268	-7.9939%	8,985

Traffic Officer Justin Smith obtained his Drug Recognition Expert (DRE) certification through Kansas Highway Patrol (KHP). He traveled to Kansas, lived in the KHP barracks and successfully completed his training.

With the help and guidance of DRE Instructor Scott Webster, Officer Smith completed his Final Knowledge Exam in November and is now a welcome DRE team member.

Congratulations, Officer Smith!



Officer J. Smith



# SPECIAL OPERATIONS DIVISION

## OFFICERS IN SCHOOLS

SCHOOL MARSHALS	DEC	Fall 2018 Semester Total	Fall 2017 Semester Total	Fall 2016 Semester Total
Hours	112.02	610.38	630.99	775.46
School Checks	223	1275	1,101	1,571
School Days	14	83	83	82
Avg. minutes per check	30.13	28.72	Not tracked	Not tracked
Avg. checks per day	15.92	15.36	Not tracked	Not tracked

Y.E.S.S. INSTRUCTION	DEC	Fall 2018 Semester Total	Fall 2017 Semester Total	Fall 2016 Semester Total
Hours	32.5	112.5	122	168
Students	918	2,490	5,160	6,360
School Days	14	83	83	82

## VOLUNTEERS IN POLICE SERVICE (VIPS)

### DEC 2018 Community Safety Volunteers (CSV) HOURS:

Patrol	Training	Court	Event	CSV Meeting	Other	Monthly Total	2018 YTD
149.5	2.25	11.5	33.5	2.25	25	224	2,936.40



## UPCOMING SPECIAL EVENTS

DATE / TIME	EVENT / LOCATION
Feb. 12 (9 - 10 am)	Coffee with a Cop, The Egg and I, 2240 Mercantile St., #100
Mar. 7 (8:30 - 9:30 am)	Coffee with a Cop, McDonalds, 995 Park St.
Apr. 11 (10-11 am)	Coffee with a Cop, Castle Rock Senior Center, 2323 Woodlands Blvd.

For more events and information, please visit the Town's website: [CRgov.com/Events](http://CRgov.com/Events)





## COMMUNICATION UNIT

### RESPONSE TIMES COMPARISON

#### DEC (2016-2018)

Goals	DEC GOAL	ATTAINED 2018	ATTAINED 2017	ATTAINED 2016
Answer 911 calls ≤ 12 seconds or less.	90%	100%	100%	100%
Answer non-emergency calls ≤ 20 seconds or less.	90%	100%	100%	100%
Assign all Priority 1 calls ≤ 2 minutes of receipt. (min:sec)	2:00	1:12	1:33	1:29

## COMMUNITY SERVICE OFFICER (CSO)

### CALL TYPE COMPARISON

#### DEC (2016-2018)

Community Service Officer						
Call Types	CSO DEC 2018	Dept DEC 2018	% of Dept DEC 2018	CSO 2018 YTD	Dept 2018 YTD	% of Dept 2018 YTD
Parking Enforcement	92	129	71.3%	1,606	2,432	66.0%
Parking Tickets	27	35	77.1%	802	1,075	74.6%
VIN Verifications	31	44	70.5%	416	699	59.5%

## PROFESSIONAL STANDARDS, TRAINING & DEVELOPMENT UNIT

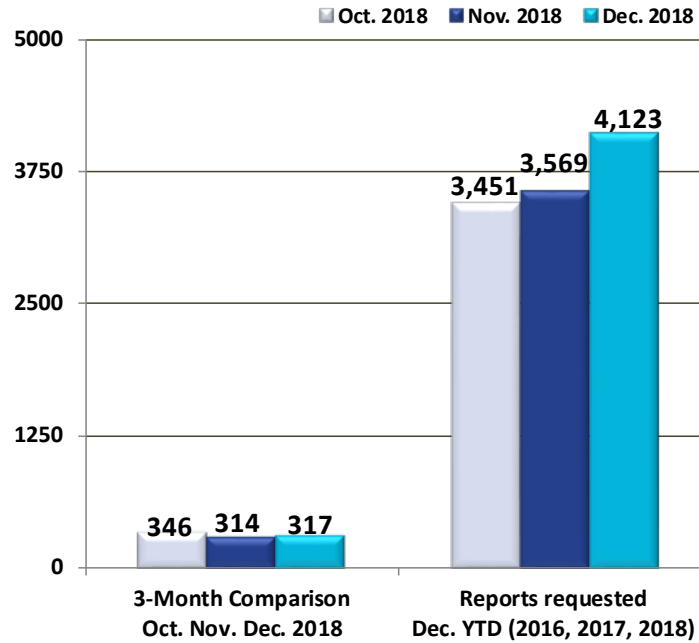
Training Hours				
Topics	2018 YTD	2017 YTD	% change 2017 - 2018	2016 YTD
<b>Total Hours</b>	2,599.0	6,077.5	-0.57	1,954.4



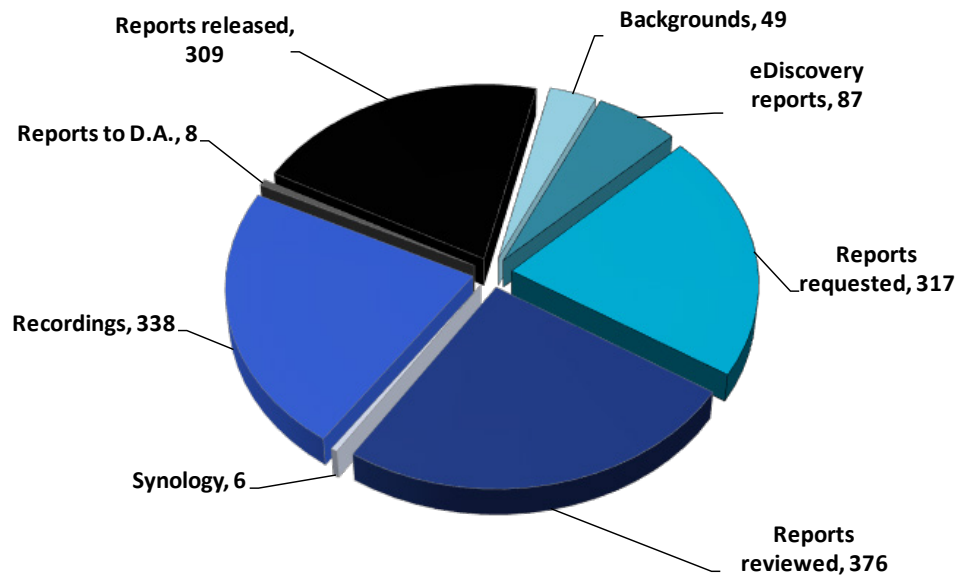
# SUPPORT SERVICES DIVISION


## RECORDS UNIT

### REPORT REQUESTS THREE-MONTH COMPARISON (2018) & YTD (2016-2018)



### RECORDS UNIT WORKLOAD DEC 2018





Town of Castle Rock  
**POLICE DEPARTMENT**  
100 Perry Street  
Castle Rock, CO 80104

Phone: 303.663.6100  
Fax: 303.663.6105  
Email: [police@CRgov.com](mailto:police@CRgov.com)  
Tip Line: 720.733.3517  
Emergency: 911  
[CRgov.com/Police](http://CRgov.com/Police)

## MISSION

The Castle Rock Police Department is dedicated to excellence through community safety, innovation, and public trust. Our goal is to provide for the safety and welfare of both the citizens and visitors of the Town of Castle Rock utilizing effective community-policing philosophies, including crime prevention, traffic enforcement, criminal investigation, crime-analysis and community involvement.

## VISION

We are committed to partnering with the community to improve the quality of life, prevent and reduce crime, and provide excellence in police service.

## Pizza for Everyone!

A local business owner stopped by with 15 Domino's Pizzas to show his company's appreciation for law enforcement.

Thank you, Chris B!

12/12/18



The Department thoroughly enjoyed the gift of pizza!

## Bless all of you

"You responded to a call from me for alcohol withdrawal and suicidal thoughts...you gave me hope and strength that I lost in my 5 years of drinking. You all saved my life! You all gave me courage! And most of all my family is so grateful for your understanding and support to a mother and wife that has been suffering from this disease so long. I thank you from the bottom of my heart. God Bless you all. Happy Holidays.

Name withheld  
12/7/18

"Castle Rock PD participated in the Town's lip sync production of **Christmas Mash UP** singing *Santa Clause is Coming to Town*. Fun was had by all, especially those who had the opportunity to watch!

