

Castle Rock Police Department

SEPTEMBER 2018



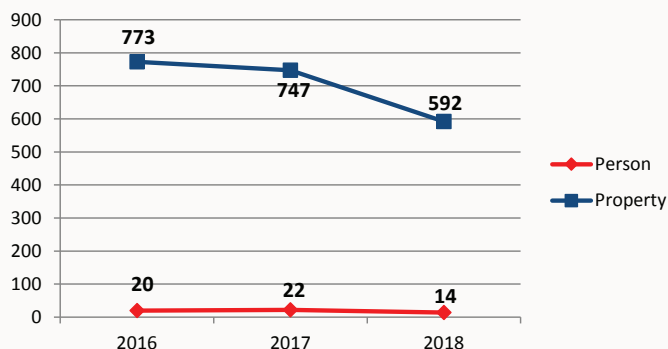
DASHBOARD STATISTICS

TRAFFIC ENFORCEMENT					
TRAFFIC TYPE	18-Aug	2018 YTD	2017 YTD	% change from 2017 - 2018	2016 YTD
DUI	7	91	115	-21%	103
Seat Belt	6	205	303	-32%	161
Child Restraint	2	6	5	20%	9
Total	15	302	423	-29%	273

Traffic Crashes - YTD Comparison					
ACCIDENT TYPE	18-Aug	2018 YTD	2017 YTD	% change from 2017 - 2018	2016 YTD
Accident-Total	66	630	564	12%	565
Non-Injury	62	609	526	16%	532
Injury	4	20	37	-46%	33
Fatality	0	1	1	0%	0
Counter Reports	3	47	40	18%	60
Traffic Unit (TU)	20	273	286	-5%	282
Report % by TU	30%	43%	51%	-16%	50%

Please note: Counter reports are included in the accident (non-injury, injury, fatality) data totals. These counter reports are only displayed to account for those reports not taken by patrol or traffic.

Property and Person Offense Chart



Damaged Property					
Property	18-Aug	2018 YTD	2017 YTD	% change from 2017 - 2018	2016 YTD
Private Property	26	205	242	-15%	205
Public Property	3	25	26	-4%	25

Response Times					
Priority	18-Aug	2018 YTD	2017 YTD	% change from 2017 - 2018	2016 YTD
Priority 1	N/A	N/A	5:24	#VALUE!	5:44

Offenses - YTD					
CRIME OFFENSE	18-Aug	2018 YTD	2017 YTD	% change from 2017 - 2018	2016 YTD
Person Crimes					
Robbery	0	2	5	-60%	3
Aggravated Assault	0	12	17	-29%	17
Homicide	0	0	0	0%	0
Property Crimes					
Burglary	11	68	62	10%	77
Fraud	6	113	168	-33%	213
Motor Vehicle Theft	8	35	33	6%	25
Theft	40	376	484	-22%	458
TOTAL CRIMES	65	606	769	-21%	793

Note: Sex Offenses are not included in the data.

Commercial Alarms			
18-Aug	2018 YTD	2017 YTD	% change from 2017 - 2018
62	516	529	-2%

DEPARTMENT DIVISIONS

- « Administration
- « Investigations
- « Patrol
- « Special Operations
- « Support Services

Note: The data above is reported one month delayed in order to provide the most accurate department statistics.





INVESTIGATIONS DIVISION

DETECTIVE UNIT

This month, the Castle Rock Police Department's Investigations Unit is proud to highlight the efforts of Detective Mike Williams. Detective Williams law enforcement experience spans over twenty years, during which he has held various different titles and responsibilities for multiple police agencies. Detective Williams joined the Castle Rock Police Investigations Unit in 2009 and is assigned to the Special Victims/Major Crimes Unit and specializes in crimes against persons, crimes against children and different types of technology crimes. Detective Williams is certified as a Forensic interviewer and is recognized as an expert witness by the Douglas County Courts.

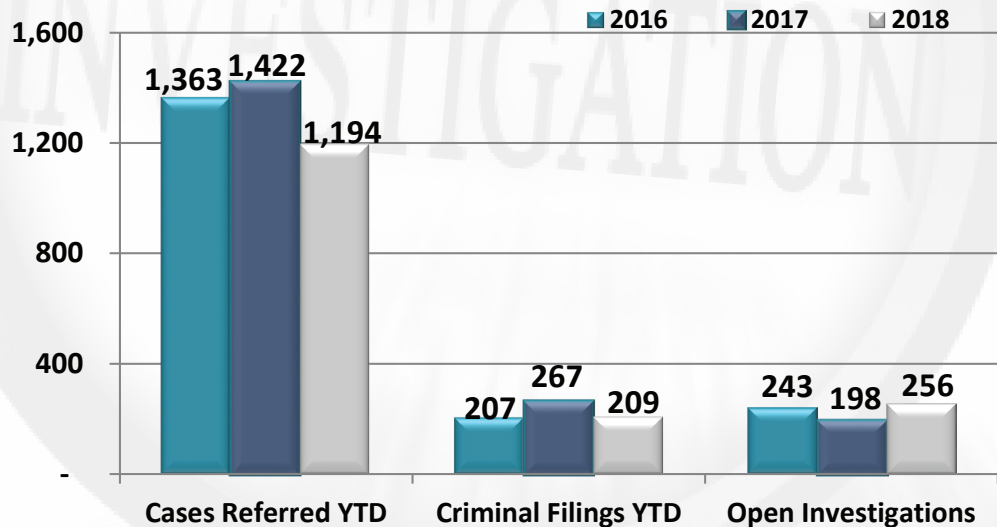
In November of 2017, Detective Williams was awarded American Legion's Officer of the Year and, in his tenure with the Investigations Unit, he has received various awards for his efforts on major crime investigations. Thank you, Detective Williams, for all your hard work and dedication!



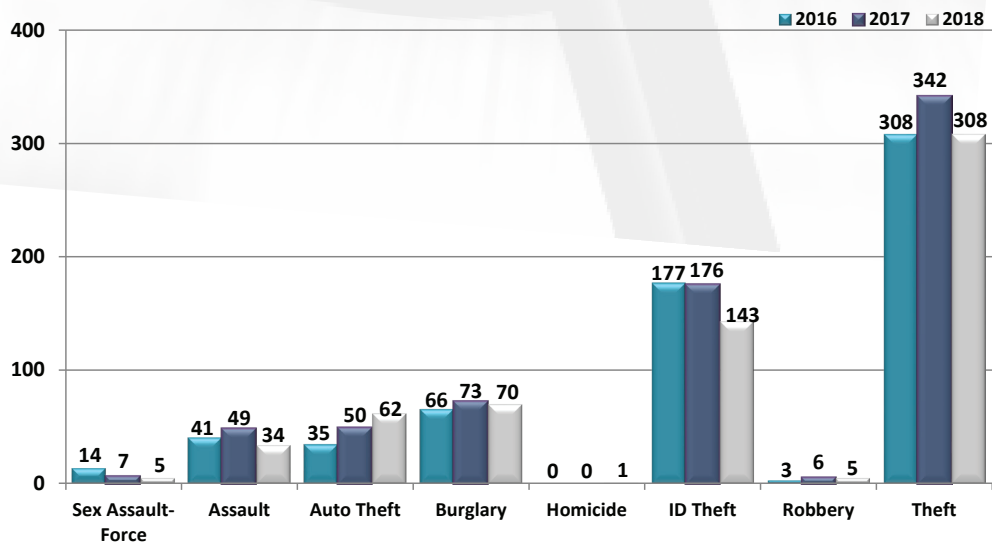
Detective Williams

In September of 2018, the Castle Rock Police Department Investigations Unit detectives reviewed an additional 121 case reports, along with their regularly scheduled caseload.

YEAR-TO-DATE COMPARISON: SEPT. (2016-2018)



3-YEAR CRIME TREND COMPARISON YEAR-TO-DATE: SEPT. (2016-2018)



VICTIMS ASSISTANCE UNIT (VAU)

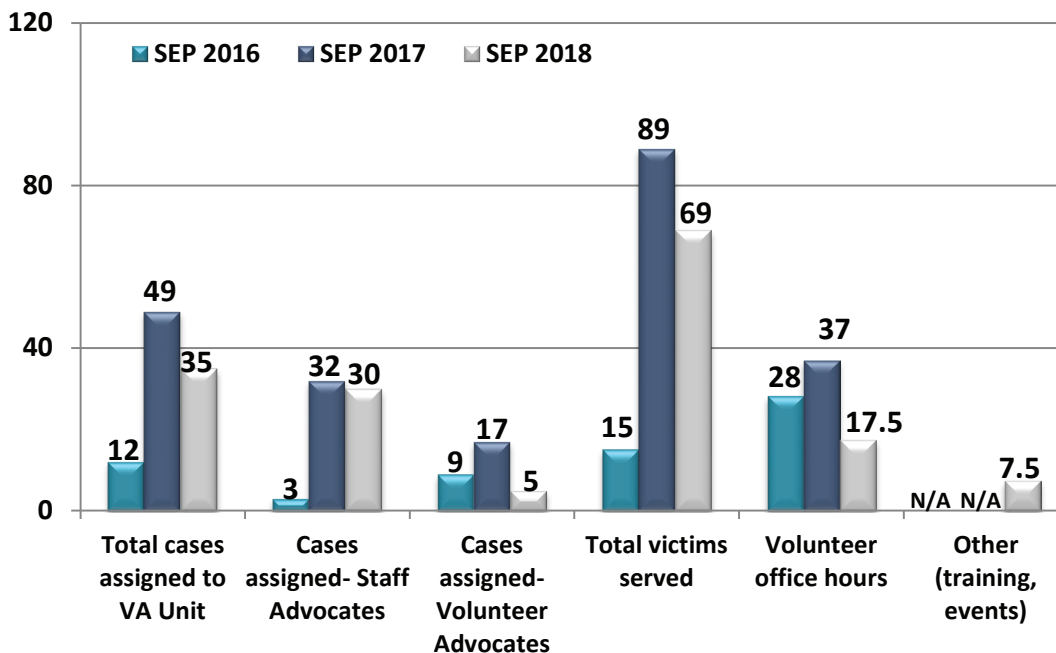
In September, the Castle Rock Victim Assistance team hosted training for all Douglas County law enforcement victims' assistance programs. Our invited guest speaker was Ami McCarthy from the Colorado Organization of Victims Assistance and she presented on Vicarious Trauma and self-care. Thirty volunteers attended this dynamic and healing presentation.

The law enforcement victim assistance coordinators from Castle Rock Police, Lone Tree Police, Parker Police, and Douglas County Sheriff's Office jointly began the Volunteer Victim Assistance Academy. The academy will run for five weeks with each agency hosting one full day of speakers with a training agenda aimed at preparing twenty-one new volunteers to provide victim services in their respective jurisdictions. VA Coordinator Debbie Lewis, is thrilled to bring on eight new volunteers to the Castle Rock VA team. After completion of the academy, the new volunteers will be mentored during their first few call outs before taking their own shifts. It takes an extraordinary individual to dedicate so much time to the academy, the VA Program, and our community.



VA Coordinators J. Rhymer, D. Lewis, J. Roger-Flynn, and A. Hollander

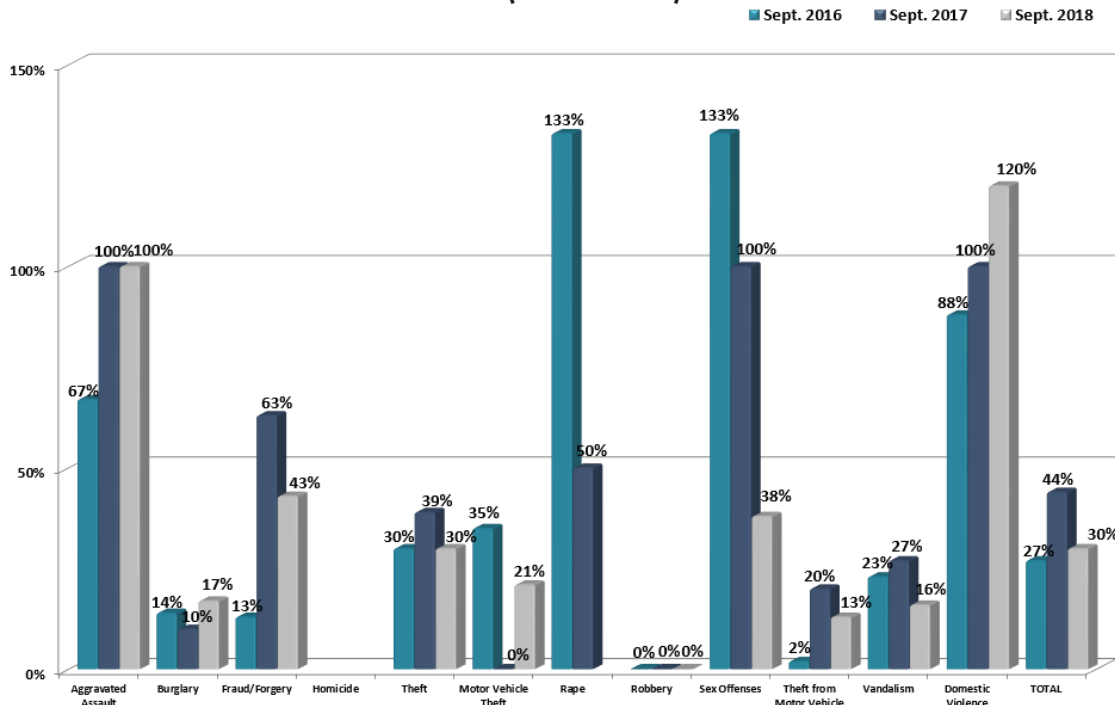
UNIT STATISTICS SEPT. (2016-2018)





INVESTIGATIONS DIVISION

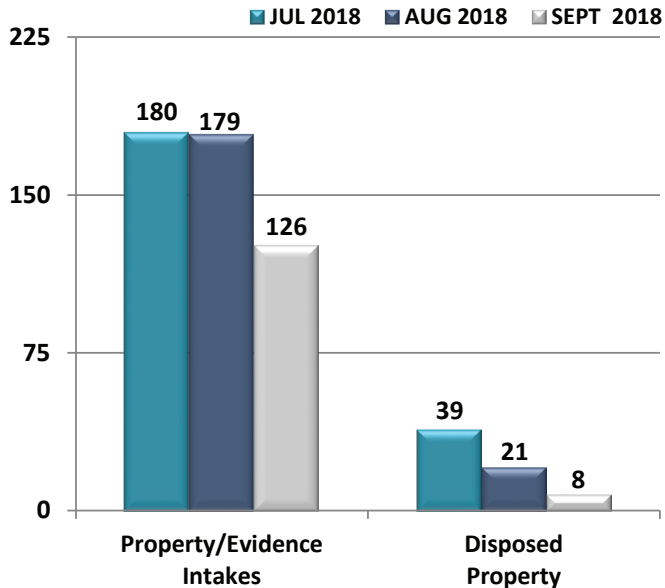
DETECTIVE UNIT CLEARANCE RATES COMPARISON SEPT. (2016-2018)



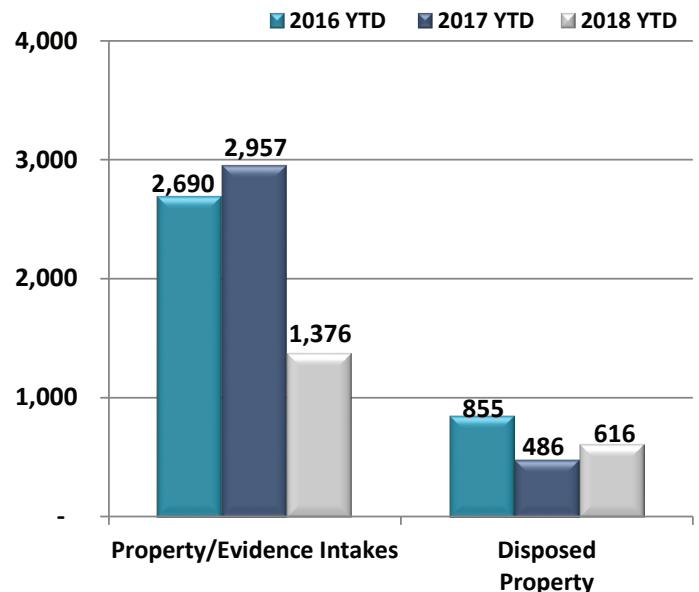
*Please note that the offenses shown above without data reflect zero incidents for that specific offense. The offenses displaying 0% reflect incidents had occurred during September; however, they had not yet been cleared.

PROPERTY & EVIDENCE STATISTICS

PROPERTY INTAKES/DISPOSED THREE-MONTH COMPARISON (2018)



PROPERTY INTAKES/DISPOSED SEPT. YTD (2016-2018)



Lost and found property may be viewed on our Police website: CRgov.com/police

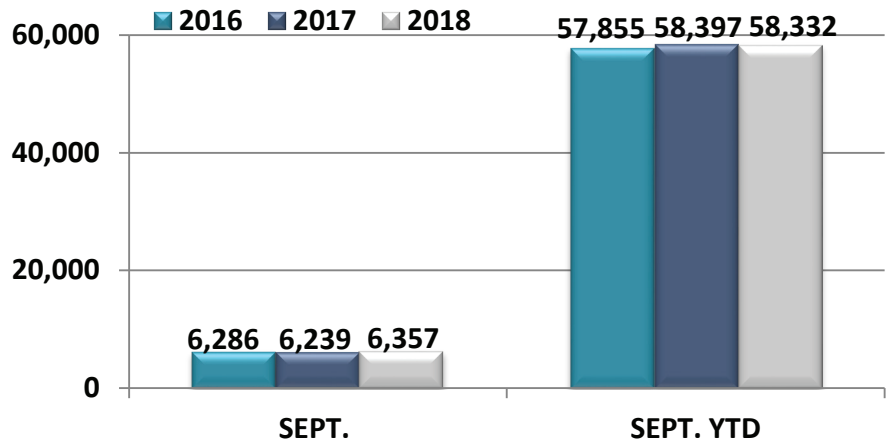
Choose the "How do I" menu > "Find."



CALLS FOR SERVICE SEPT. (2016-2018)

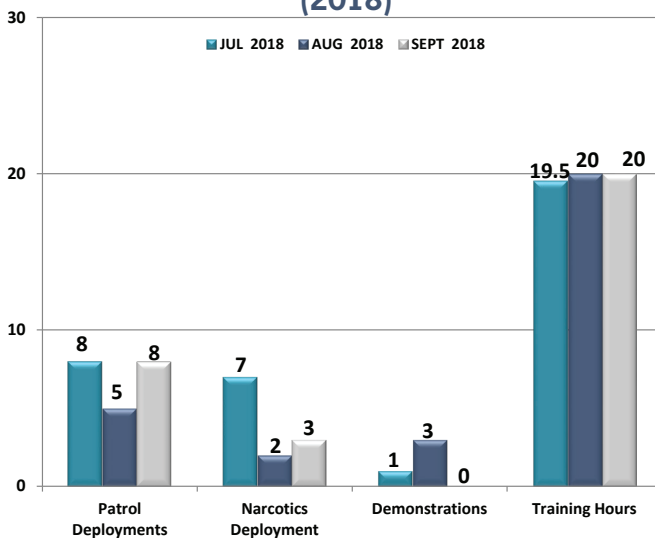
The Police Department's SEPT. Calls for Service (CFS) reflect the following Year-to-Date adjustments:

2017 to 2018 ↓ - 65 CFS YTD
2016 to 2018 ↑ 477 CFS YTD

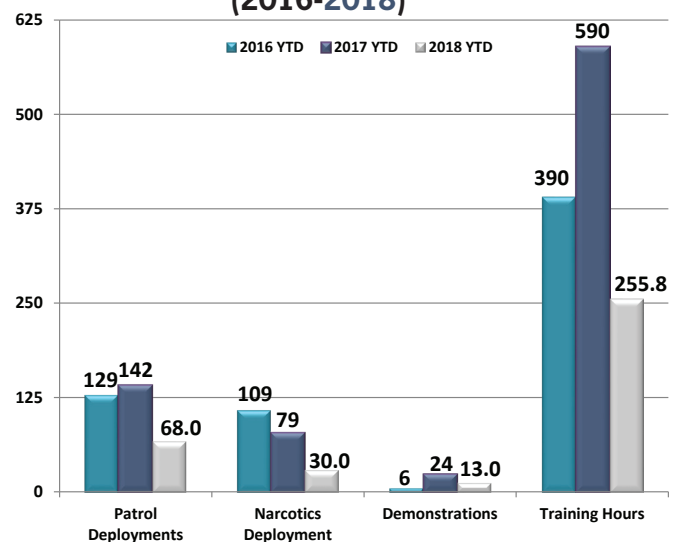


K9 UNIT

K-9 ACTIVITY: **THREE-MONTH** COMPARISON (2018)



YEAR-TO-DATE COMPARISON (2016-2018)

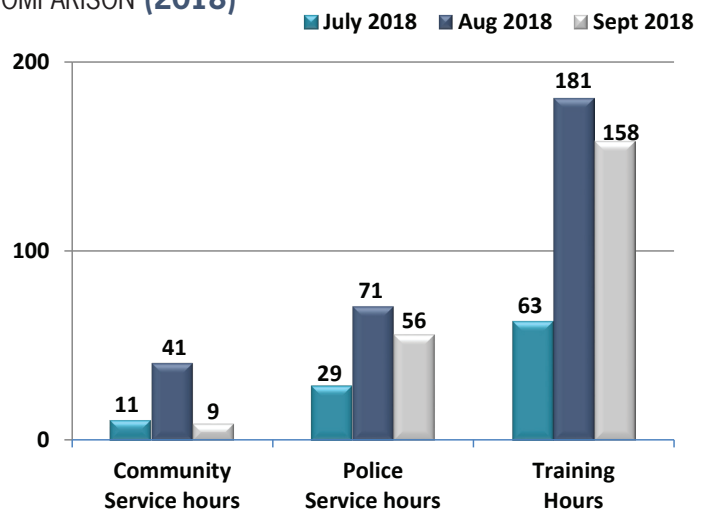


EXPLORER UNIT

THREE-MONTH COMPARISON (2018)

The unit's year-to-date Total Hours are:

2018 2,173 hours
2017 3,091 hours
2016 3,330 hours

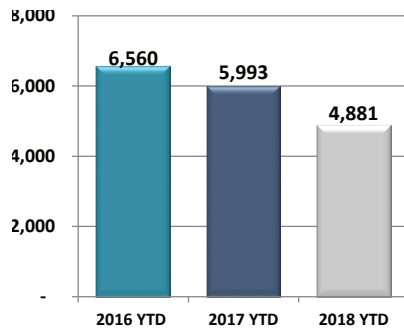




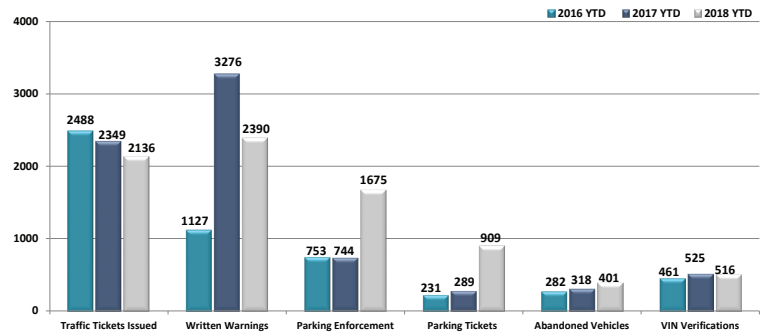
SPECIAL OPERATIONS DIVISION

TRAFFIC SAFETY UNIT

TOTAL TRAFFIC STOPS
SEPT. YTD (2016-2018)



CALL TYPES
SEPT. YTD (2016-2018)



Traffic Unit	SEPT. 2018			YEAR TO DATE 2018		
CALL TYPES	Traffic Unit	Dept Total	Traffic Unit % of Dept	Traffic Unit	Dept Total	Traffic Unit % of Dept
Traffic Stops	250	693	36%	1946	4881	40%
• Traffic Tickets Issued	204	345	59%	1146	2136	54%
• Written Warnings	37	334	11%	613	2390	26%
Parking Enforcement	23	218	11%	274	1675	16%
• Parking Tickets	13	79	16%	144	909	16%
Abandoned Vehicles	10	24	42%	169	401	42%
VIN Verifications	4	63	6%	71	516	14%

VOLUNTEERS IN POLICE SERVICE (VIPS) Community Safety Volunteers (CSV) Unit

SEPT. 2018 CSV COMMUNITY HOURS:

Patrol	Training	Court	Event	CSV Meeting	Other	Monthly Total	2018 YTD
244.75	10	13.5	40.75	10	12	331	1,894.25



CSVs Wohlgemuth and Montgomery
Page 6



CSV Waller



CSV Hernandez

SPECIAL OPERATIONS DIVISION



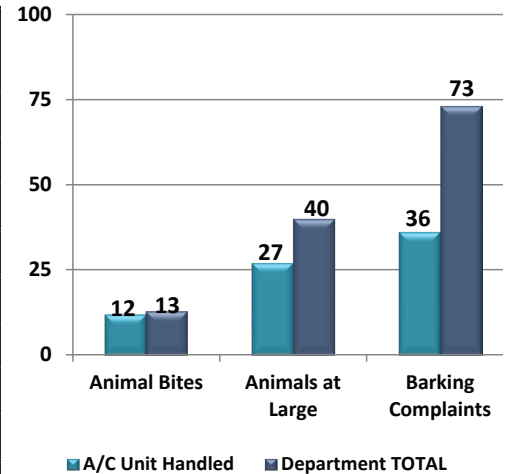
ANIMAL CONTROL UNIT (ACU)

ANIMAL CONTROL UNIT (ACU) RESPONSE COMPARISON (ACU/Departmentwide) SEPT. YTD (2016-2018)

CALL TYPES	2018 SEPT.	2018 YTD	2017 YTD	2016 YTD
Barking Dog - ACU	36	375	331	268
Barking Dog - Dept	73	613	*	*
Animal Bites - ACU	12	110	81	90
Animal Bites - Dept	13	121	*	*
Animal at Large - ACU	27	304	382	202
Animal at Large - Dept	40	429	*	*
Cruelty/ Welfare	15	135	121	79
Wildlife	3	94	118	47
Follow Up/ Other	44	442	344	221
TOTAL Calls for Service - ACU	137	1,465	1,401	925
Written Warnings	5	33	44	5
Summonses	8	57	23	7
Animals Impounded	11	49	45	47
Returned to Owner	10	38	36	41

*Data not tracked during this time-frame

ACU RESPONSE COMPARISON (Animal Control Unit/Departmentwide) SEPT. 2018



In SEPT., the ACU handled:
 92 percent of animal bites
 68 percent of animals at large
 49 percent of barking complaints

VOLUNTEERS IN POLICE SERVICE (VIPS) - CONTINUED





SPECIAL OPERATIONS DIVISION



OFFICERS IN SCHOOLS



Copyright owned by Douglas County Sheriff's Office

SCHOOL MARSHALS	SEPT.	Spring 2018 Semester Total	Spring 2017 Semester Total	Spring 2016 Semester Total
Hours	105.23	265.24	266.56	368.75
School Checks	156	367	542	742
School Days	18	35	35	38
Avg. minutes per check	40.5	42.9	Not tracked	Not tracked

Y.E.S.S. INSTRUCTION	SEPT.	Spring 2018 Semester Total	Spring 2017 Semester Total	Spring 2016 Semester Total
Hours	17	17	38	65
Students	377	377	1848	2373
School Days	18	35	35	38

UPCOMING SPECIAL EVENTS

DATE / TIME	EVENT
Oct. 13, 19, 20, 26, 27 (7-10 pm)	Castle of Terror-Prison Break \$10, Fire Training Center, 333 Malibu St., 80109
Oct. 27 (*noon-3 pm)	Spooktacular, Miller Activity Complex, 1375 W. Plum Creek Pkwy, 80109 *See event calendar for more info on time slots
Oct. 31 (1-4 pm)	Fangtastic Festival at Festival Park, 300 2nd. St., 80104
Nov. 8 (1-2 pm)	Coffee with a Cop, Starbuck's Coffee, 955 New Memphis Ct., 80108
Dec. 7 (11:30-12:30 pm)	Coffee with a Cop, Pegasus, 313 Jerry St., 80104

Touch a Truck event held Sept. 29 at DC Fairgrounds



Photos courtesy of Fire Prevention Officer Rick Young, Castle Rock Fire & Rescue

SUPPORT SERVICES DIVISION



COMMUNICATION UNIT RESPONSE TIMES COMPARISON AUG./SEPT. (2016-2018)

DISPATCH UNIT will:	AUG/SEPT. GOAL	ATTAINED AUG/SEP '18	ATTAINED AUG/SEP '17	ATTAINED AUG/SEP '16
Answer 911 calls ≤ 12 seconds or less.	90%	100%	100%	100%
Answer non-emergency calls ≤ 20 seconds or less.	90%	100%	100%	100%
Assign all Priority 1 calls ≤ 2 minutes of receipt. (min:sec)	2:00	1:35/1:37	2:03/1:16	1:38/1:33

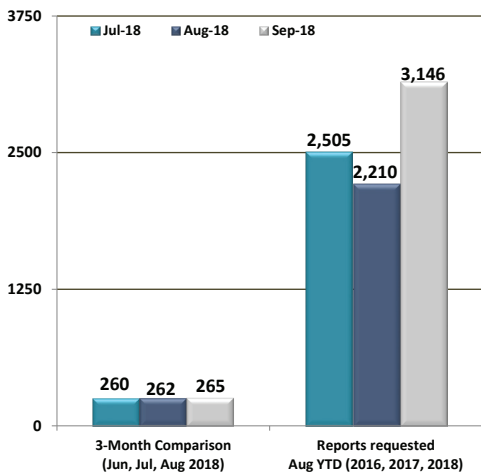
COMMUNITY SERVICE OFFICER (CSO)

CALL TYPE COMPARISON SEPT. (2016-2018)

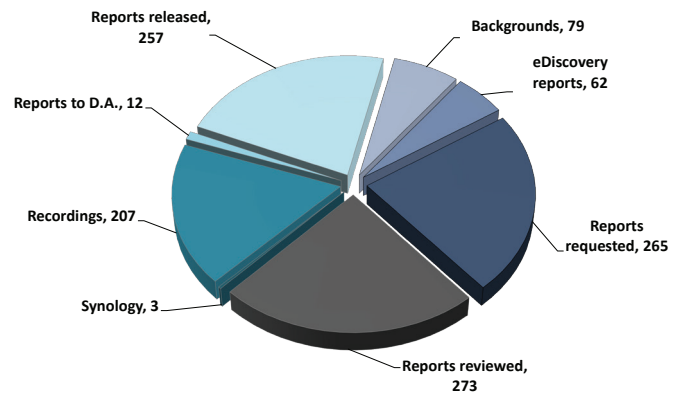
CSO UNIT	SEPT. 2018			YEAR TO DATE 2018		
CALL TYPE	CSO	DEPT	% of Dept	CSO	DEPT	% of Dept
Parking Enforcement	151	219	68.9%	1,226	1,924	63.7%
Parking Tickets	53	79	67.1%	672	904	74.3%
LOBBY FUNCTIONS	CSO	DEPT	Officer saved hrs.	CSO	DEPT	Officer saved hrs.
Fingerprints	64	79	25:54:55	381	633	152:54:02
VIN Verifications	49	63	10:31:13	319	555	72:45:45


RECORDS UNIT

REPORT REQUESTS THREE-MONTH COMPARISON & YTD (2016-2018)



WORKLOAD SEPT. 2018





Town of Castle Rock
POLICE DEPARTMENT
 100 Perry Street
 Castle Rock, CO 80104

Phone: 303.663.6100
 Fax: 303.663.6105
 Email: police@CRgov.com
 Tip Line: 720.733.3517
 Emergency: 911
CRgov.com/Police

MISSION

The Castle Rock Police Department is dedicated to excellence through community safety, innovation, and public trust. Our goal is to provide for the safety and welfare of both the citizens and visitors of the Town of Castle Rock utilizing effective community-policing philosophies, including crime prevention, traffic enforcement, criminal investigation, crime-analysis and community involvement.

VISION

We are committed to partnering with the community to improve the quality of life, prevent and reduce crime, and provide excellence in police service.

Officer Dinges Thanks!

“Hello, I just wanted to take a quick minute and let you know how well I was treated yesterday by Officer Dinges. He went above and beyond to help me when I was in need. He was so kind, friendly, helped me feel safe and was also very professional. He deserved me taking a minute to review him.”

Lindsay I.
 9/1/18

Thank you CRPD!

“I received [an] email today (pertaining to a lockdown) and have two kids that attend CVHS. It reminded me how fortunate we are to have all of you. Thank you for all that you do every day to help make Castle Rock a great place to be!

Sherry N.
 9/21/18



Flagstone Elementary treats on 9/14/18
 Officers Bennington and LaPorte



Special visit thanking our officers on 9/13/18
 Officer J. Smith



Excellence ~ Dedication ~ Service