

# Castle Rock Fire and Rescue Department




An Internationally Accredited Fire Rescue Agency 2017-2022

## June 2018 Monthly Report

### Department News:

June was a busy month with vehicle accidents, structure fires as well as grass fires. This is the time of year where it is very dry and conditions are ripe for brush/grass fires.



## Customer Service:

**Measurable Outcomes** - Rating of 4 or better on customer survey cards 100% of the time  
**June 2018...100%**

Of the 33 Customer Survey cards rating service in June, 32 were of the highest overall rating of 5 and 1 had an overall rating of 4. Some of the comments received read; *"I am so grateful for the help I received. I couldn't even function to get over to the ER. They were prompt, kind and did more than what was needed to aid me and my family. God bless you!"* Another read; *"Special thank you to Travis. He took a horribly, scary situation and helped me both medically and mentally. He calmed me down when I started to lose it and even injected some humor to help my mindset. Thank you Travis!"* Another comment was; *"A wonderful group of professionals who are well trained. Thank you all for being there when I was so sick from pneumonia. Cannot thank you enough! Forever grateful!"*

## Call Statistics:

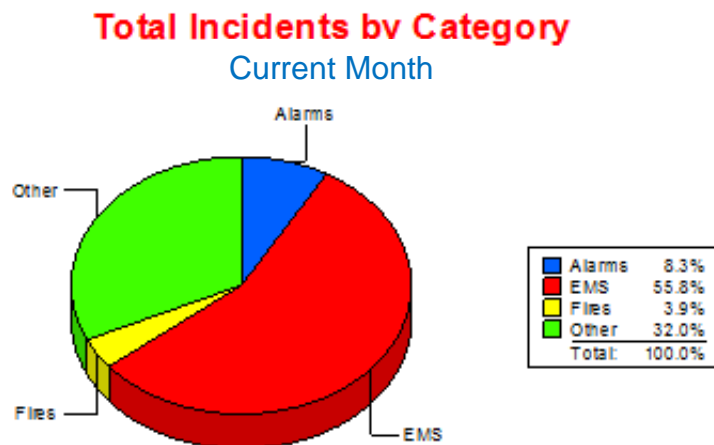
For the month of June we responded to 482 calls for service. Last year at this time we responded to 467 calls. This places our year to date calls at 2760, which is an increase of .06% from last year.

Of the 482 calls for service in June, 269 of the calls were for EMS. We had a total of 249 patient contacts and transported 179 patients. This time last year we had 220 transports.

## Fire Calls:

During the month of June we ran 19 fire calls compared to 9 last year. We had 40 alarm calls compared to 38 last year at this time. Alarm calls are closely related to new commercial construction, where alarms are generated as new systems come on line.

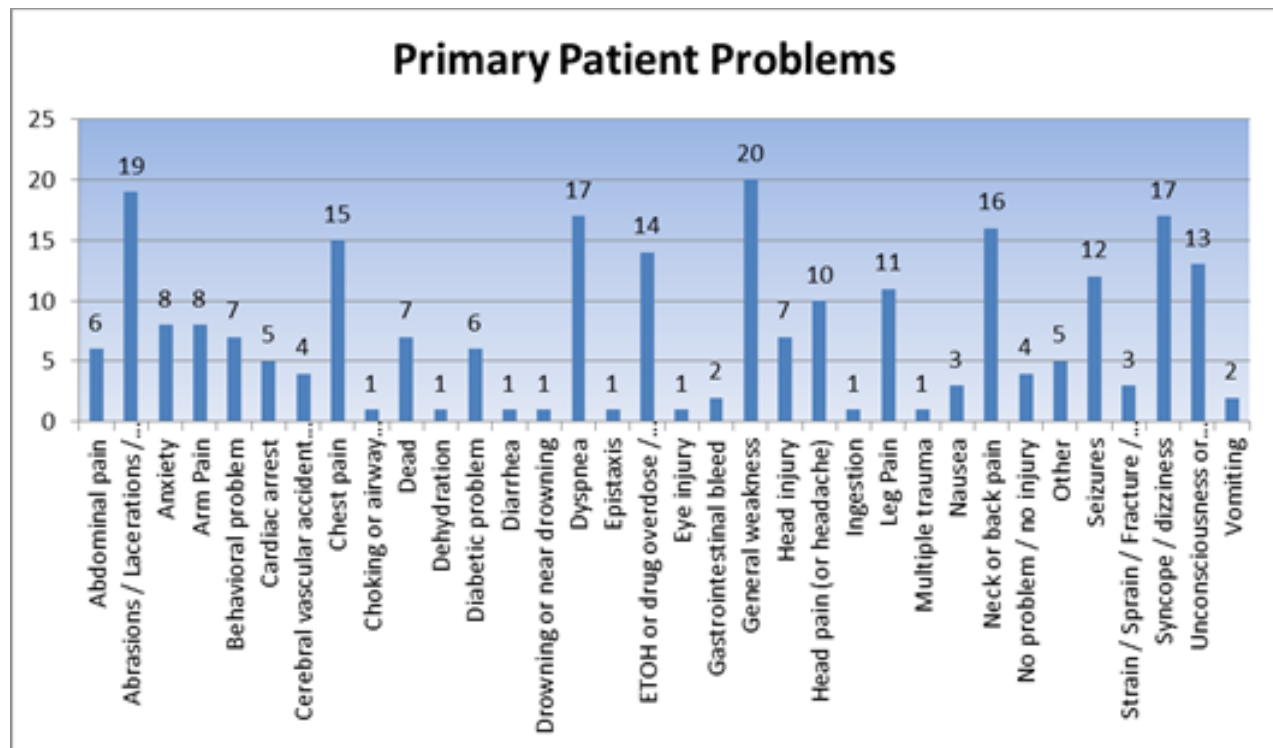
The pie chart below indicates call proportions for the month of June 2018:



## Emergency Medical Service Calls:

The most common EMS calls in June were for general weakness with 20 patients, the second most common was for abrasions/lacerations with 19 patients.





#### Measurable Outcomes:

CRFD Paramedic on scene of all EMS calls 99% of the time

**June 2018...99.2%      May 2018...100%**

Correct medical procedures, as per QA/PI program, performed 90% of the time

**June 2018...98.8%      May 2018...99.4%**

For the month of June, 136 patients were transported to Castle Rock Adventist, which is 75.5% of all patients transported, 38 patients were transported to Sky Ridge, which is 21.1%% of all patients transported.

#### Key Operational News:

On June 1<sup>st</sup>, Academy Class 18-01 graduated from the West Metro Fire Academy. All twelve recruits did very well, and FF/EMT Nate Peery earned the top recruit/valedictorian honors. The recruits then completed car seat school and department orientation, and were assigned to the line on June 20<sup>th</sup>.

On June 18<sup>th</sup>, we conducted a promotional ceremony for a number of positions, to include the new lieutenants and engineers being promoted for the opening of Station 152. We also introduced our new firefighters to the audience. Congratulations to Division Chief/Fire Marshal Brian Dimock, Deputy Fire Marshal Rick Young, Lieutenants Adam Gallegos, Clay Kallweit, Doug Kelley, and Troy Robberson, Engineers Chris Bates, Thomas Godinez, Nate Meyers, and Brad Shefsick, and FF/PM Lindsey Schmidt!

Rampart Helicopter notified Douglas County that effective May 13<sup>th</sup>, they would no longer provide fire suppression services. They are in the midst of a zoning issue with Douglas County, and they decided to concentrate on their commercial operation instead of fire suppression. As a result of this issue, Douglas County signed a 90 day exclusive use contract with Trans Aero Helicopters on June 27<sup>th</sup> so they will be available in Douglas County until early October. They are based at the Douglas County Training Facility located on Moore Road in Louviers, and can be used just like we used Rampart.

### **Significant Incidents:**

**A Shift:** On June 9<sup>th</sup>, crews responded to a residential structure fire on Gigi St. Battalion Chief Morgenthaler served as the Safety Officer.

On June 27<sup>th</sup>, crews responded to a threatening brush fire in Jackson 105, 4.2 acres. Battalion Chief Goudy was the Alpha Division Supervisor. Battalion Chief Morgenthaler served as the Incident Commander.

**B Shift:** On June 12<sup>th</sup>, Chief 156, Division Chief 151, Battalion Chief 151, Engine 151, Engine 154, Engine 153, Quint 155, Medic 153, Medic 181, Bureau 152 responded to a reported structure fire at 225 Douglas Fir Avenue. Crews found that a fire occurred in an upstairs bathroom and was contained to the bathroom by the homeowner with a fire extinguisher. Crews found fire in the attic and extinguished the remaining fire. No injuries to civilians or firefighters. Minimal smoke damage to the bathroom, hallway and adjacent areas. The ceiling in the bathroom was removed to expose the attic. Bureau 152 determined the fire was caused by the vent fan failing causing an electrical fire.

On June 30<sup>th</sup>, Battalion Chief 151, Engine 153, Medic 154 responded to a reported cardiac arrest. The patient regained a pulse and blood pressure on scene with the assistance of Castle Rock Police Department officers providing CPR prior to the fire department arrival. The patient was treated at a local hospital.

**C Shift:** On June 16<sup>th</sup>, Engine 151, Medic 151 and Battalion Chief 151 responded to a cardiac arrest save at the Castle Cafe. The patient was later released from the medical facility.

On June 29<sup>th</sup>, Battalion Chief 151 and Engine 154 deployed for an immediate need for structure protection on the Weston Pass Fire south of Fairplay, CO.



House fire

## **Life Safety Division:**

### **Statistical information:**

	<b>2018</b>	<b>2017</b>
Plan Reviews	106	188
Construction Insp	139	103
Public Education Events	25	29
Public Education Contacts	587	1043
Existing Business Insp	78	78

### **Investigation:**

This month we had several residential structure fires involving garages and outside storage areas that crept up to the living areas of the houses. There have been several wildland fires both in and out of the urban interface. These are all being kept a close eye on due to the severe fire weather that we are experiencing during this month.

### **Construction:**

The Life Safety Division is in constant communication with both the Town and the County in regards to adopting the updated code to keep things moving in a good direction. The County has presented its requests to the 11 fire districts that it has to work with for approval. The Town is working diligently on getting through the adoption process with the fire and building codes.

As seen above, the numbers are not much different than they were last year at this time. This is great news because it means that we are not experiencing any slowdown in construction; we are staying steady. There was a total of 291.8 hours of time logged for development services time including plan reviews and construction inspections.

Some notable completions of buildings are:

Hobby Lobby  
Master Magnetics (partial)  
Riverwalk South Apartments (topping off)  
Luxury Apartments (single buildings)

Some notable starts of buildings:

Riverwalk North II (Corner of Third and Wilcox)  
Del Taco  
7-11  
Fuzzy Taco's

### **Public Education:**

Our public educators and crews worked together this month for a total of 14 events meeting a total of 280 contacts together. Individually they met another 307 people during 11 other events.

Some of these events were station tours, fire truck tours, business visits, CPR classes, driver's education, and the newest event that seems to be popular – SplashMob. This is an event that is in



partnership with CRPD with unknown locations until right before the event, and then they meet and hand out water tubes and let the good times roll!

During the month of June, the car seat technicians completed a total of 21 car seat checks and education to the public including expecting parents.

### **Inspections:**

Everything that we do in the Life Safety Division requires balance. We have to balance how much time we are spending on creating or instituting a new educational program or a process for construction procedures.

During this month with all of the other items that we were working on, we still managed to get 71 occupancy inspections done. Some of these required multiple recurring visits to ensure that the business owners stayed on track to get the violations completed. There was a total of 144 hours logged involving business inspections in the month of June.

### **Special Programs:**

UAV: This month the pilots logged a total of 377 minutes of flight with just over 36,894 feet of flight. The FAA requires that all flight time be logged.

As seen in earlier sections, the UAV's have become very useful to all of our public safety partners.

Community Wildfire Protection Plan: This is a continuing process that will develop into a plan set forth by the Town and the community to address the areas that were identified as a higher risk for wildland urban interface.



Division Chief Dimock investigating the fire that extended to the vehicle

## **Training Division**

In the month of June, members participated in training that included First Year Firefighter Task Book and Acting Lieutenant Task Book activities, Firefighter/EMT Saws Class, and Confined Space Rescue. Members of the Swiftwater Rescue discipline completed Swiftwater Technician Training in Golden.

June's EMS Training activities included Centura Continuing Education: Seizures, and Trauma Continuing Education delivered by Sky Ridge Hospital Trauma staff.

## **Department Training Hours**

Subject	Current Month	2018 YTD	2017 YTD
EMS-Department Wide	163.5	1025.86	1075.86
Fire-Department Wide	1723	9189.5	8520.74
Department Operations	8	740.03	1031.19
Total	1894.5	10955039	10627.79

## **Major Topics Covered**

### **Fire Training**

- Firefighter/EMT Saws Class
- Recruit Orientation
- Swiftwater Rescue Technician Training
- Confined Space Rescue Drill

### **EMS Training**

- Centura Continuing Education: Seizure Webinar
- Sky Ridge Continuing Education Trauma
- Power Cot Training



Confined Space Rescue Training

## Accreditation and Emergency Management Monthly Status

Craig continues work on the Emergency Operations Plan (EOP) and curriculum development for the associated Training and Exercise Plan (TEP). Several 15-30 minute seminars are nearing completion, additional training topics have been identified, and are being added to the curriculum list. After the seminars are finalized, work will shift to developing several all-hazard table-top exercises. The program will be delivered to Town Executive staff first, then at the department level.

Craig is evaluating a new data analysis tool that has the capability of incorporating data from any source as long as the data is in a tabular (MS Excel, MS Access, Numbers, etc.). This tool could provide insight and analysis that was not previously available due the number of independent databases the Department uses.

Craig responded to the Douglas County Emergency Operations Center to support Office of Emergency Management Staff during a potentially significant local wildland fire.

Below are the response time tables for the month of May 2018:

### Urban

Distribution Matrix		Castle Rock Fire and Rescue Dept.		05/01/18 - 05/30/18
Department Distribution by Performance Type				All Incident Types
Call Processing @ 01:00	Turnout @ 01:38	Travel @ 04:32	Call to Arrival @ 07:10	
79.6%	84.9%	70.8%	81%	
Compared to Dept % All Incidents	Compared to Dept % All Incidents	Compared to Dept % All Incidents	Compared to Dept % All Incidents	
0.0%	0.0%	0.0%	0.0%	
01:24 for 90% compliance	01:48 for 90% compliance	05:43 for 90% compliance	08:05 for 90% compliance	
144 / 37	157 / 28	131 / 54	149 / 35	
Pass / Fail	Pass / Fail	Pass / Fail	Pass / Fail	
% Compliance Time of Day 90 / 90 / 81 / 62	% Compliance Time of Day 36 / 87 / 91 / 84	% Compliance Time of Day 45 / 77 / 71 / 67	% Compliance Time of Day 72 / 85 / 83 / 75	
AM1 / AM2 / PM1 / PM2	AM1 / AM2 / PM1 / PM2	AM1 / AM2 / PM1 / PM2	AM1 / AM2 / PM1 / PM2	

### Rural

Distribution Matrix		Castle Rock Fire and Rescue Dept.		05/01/18 - 05/31/18
Department Distribution by Performance Type				All Incident Types
Call Processing @ 01:00	Turnout @ 01:38	Travel @ 05:32	Call to Arrival @ 08:10	
72.7%	87.7%	69.7%	78.8%	
Compared to Dept % All Incidents	Compared to Dept % All Incidents	Compared to Dept % All Incidents	Compared to Dept % All Incidents	
0.0%	0.0%	0.0%	0.0%	
01:19 for 90% compliance	01:42 for 90% compliance	06:40 for 90% compliance	09:02 for 90% compliance	
48 / 18	57 / 8	46 / 20	52 / 14	
Pass / Fail	Pass / Fail	Pass / Fail	Pass / Fail	
% Compliance Time of Day 66 / 74 / 70 / 75	% Compliance Time of Day 00 / 92 / 85 / 100	% Compliance Time of Day 33 / 66 / 85 / 62	% Compliance Time of Day 66 / 74 / 90 / 75	
AM1 / AM2 / PM1 / PM2	AM1 / AM2 / PM1 / PM2	AM1 / AM2 / PM1 / PM2	AM1 / AM2 / PM1 / PM2	