

Castle Rock Fire and Rescue Department



An Internationally Accredited Fire Rescue Agency 2017-2022

February 2018 Monthly Report

Department News:

In preparation for the coming wildland fire season, the Department began wildland fire training on Santa Fe Quarry in late February. This training serves two purposes, namely bringing CRFD, J105, Larkspur, and Franktown fire departments together for large scale live wildland fire training in challenging terrain, and pre-burning the mesa in preparation for the July 4th fireworks show that is shot from the top of the mesa.

As wildland fire poses a significant threat to Castle Rock and Colorado as a whole, it is important that our firefighters are well trained to face this ever looming challenge to our community in order to maintain our commitment to public safety.

After the first day of the three day training, the live burns had to be postponed due to developing high wind conditions. As wind and weather conditions improve, the training will be resumed in March.

The 2018 fire season is projected to be comparable to the 2012 fire season when the Waldo Canyon fire occurred in Colorado Springs.



This month also brought changes for the life safety division, one major change was the position of Division Chief/Fire Marshal. Chief Dave Nuss left us in January to return to work as a consulting engineer. With that we needed to find a capable and talented individual to lead the Division. After interviewing all the candidates, Chief Morales made the decision to promote Deputy Fire Marshal Brian Dimock as our new Fire Marshal. Brian is glad to be leading this Division and looks forward to working with everyone to assist with all the life safety needs within the Town and the District. Congratulations Brian!!

Customer Service:

Measurable Outcomes - Rating of 4 or better on customer survey cards 100% of the time
February 2018...100%

Of the 42 Customer Survey cards rating service in February, 39 were of the highest overall rating of 5 and 3 had an overall rating of 4. Some of the comments received read; *"Thank you! My daughter's arm is doing well and your ability to calm her and manage the emergency professionally was handled perfectly."* Another read: *"When one is scared and in pain, the treatment I received couldn't have been handled more humanly and professionally. Thanks guys for your care and love – yes, it felt that way!"* Another read; *"I was very impressed with their service! They were calm and yet worked quickly. Very friendly and efficient. Thanks for giving me the opportunity to brag on them!"* Another read; *"Mike was amazing –warm, attentive, made me smile. Calmed me. I didn't expect any of this – just thought they would load me up, send me on my way. Mike – you rock!!"*

Call Statistics:

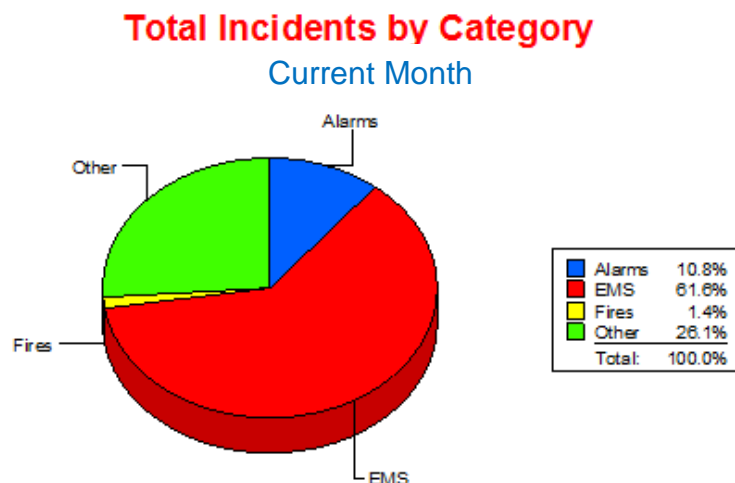
For the month of February we responded to 425 calls for service. Last year at this time we responded to 433 calls. This places our year to date calls at 926 which is 35 over last year, an annual increase in call volume of 3.9%.

Of the 425 calls for service in February, 262 of the calls were for EMS. We had a total of 257 patient contacts and transported 193 patients. This time last year we had 213 transports.

Fire Calls:

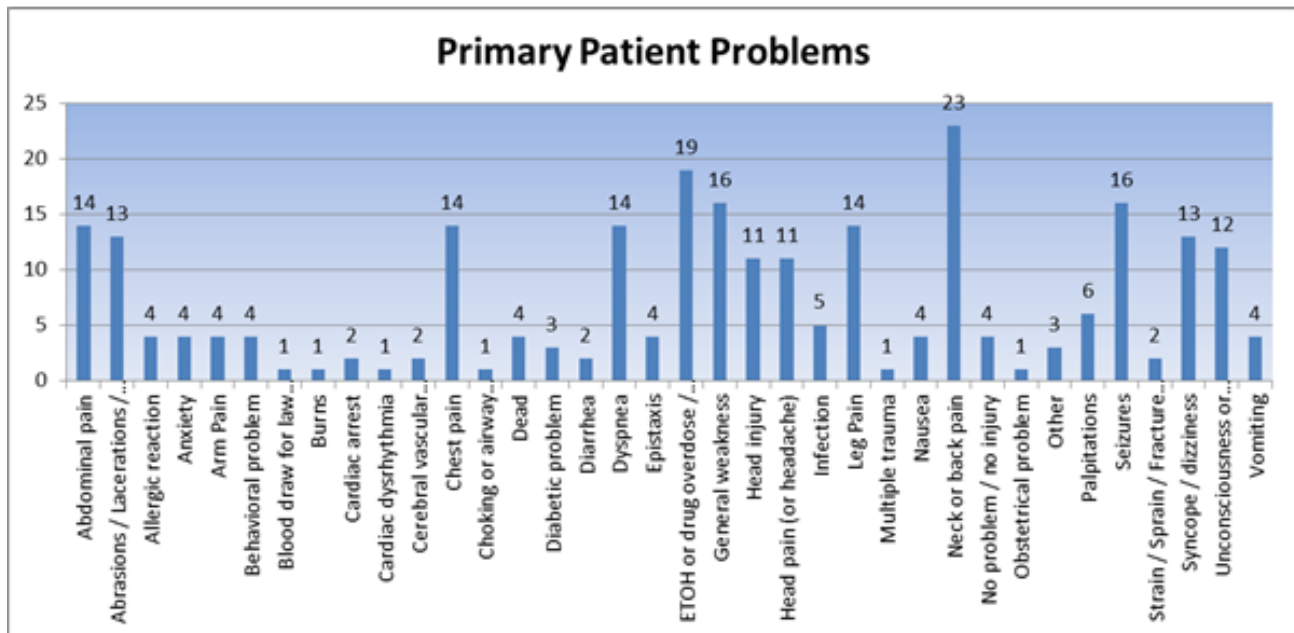
During the month of February we ran 6 fire calls compared to 7 last year. We had 46 alarm calls compared to 33 last year at this time. Alarm calls are closely related to new commercial construction, where alarms are generated as new systems come on line.

The pie chart below indicates call proportions for the month of February 2018:



Emergency Medical Service Calls:

The most common EMS calls in February were for neck or back pain with 23 patients, the second most common was for alcohol or drug issue with 19 patients.

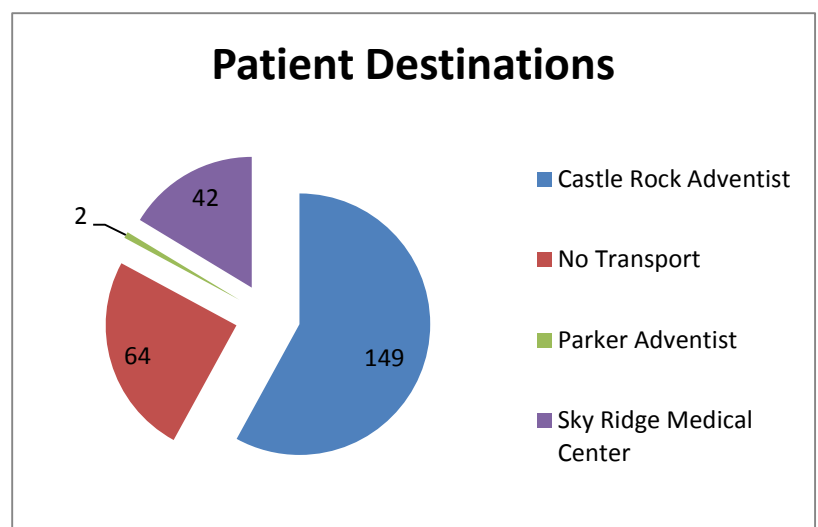


Measurable Outcomes:

CRFD Paramedic on scene of all EMS calls 99% of the time
February 2018...100% January 2018...100%

Correct medical procedures, as per QA/PI program, performed 90% of the time
February 2018...99.2% January 2018...98.9%

For the month of February, 149 patients were transported to Castle Rock Adventist, which is 77.2% of all patients transported, 42 patients were transported to Sky Ridge, which is 21.2% of all patients transported.



Significant Incidents:

C Shift: On February 5, 2018, Engine and Medic 154 along with Battalion 151 responded to The Pines Apartments on an unconscious and not breathing patient. ALS procedures were attempted without a response from the patient. The patient was pronounced and the scene was left with CRPD.

Key Operational News:

On February 10th, department members participated in the funeral service for former Explorer Adam Moffitt, who died unexpectedly, as well as El Paso County Deputy Micah Flick, who was killed in the line of duty. Explorer Moffitt was posthumously made an Honorary Firefighter and assigned the call sign HF 18-151. Chief Morales presented his parents with a helmet and badge as part of the funeral services. RIP Adam and Deputy Flick.

We recently had a demo at Station 151 of the Ferno powered stair chair. As our current chairs have reached their end of life and needed to be replaced, we have opted to go with these powered chairs to minimize the amount of weight our personnel have to pick up. These chairs are capable of transporting patients up to 500 lbs. up and down stairs with minimal effort. The order has been placed, and we hope to have these operational by the end of May.

Our aerials that we ordered from Pierce last year are taking shape as we received more pictures of the builds. The mid-build inspection occurred in late January, final inspections are slated for late March, and we still have an estimated delivery date of early April. The ladders have now been pinned!



Life Safety Division:

Construction:



The fire department plays a big part in most of the construction that takes place in the Town of Castle Rock. Some of the items that were completed this month pertaining to construction are:

128 plan reviews

134 construction inspections

for a total of just over 411 hours of time devoted to Development Services equating to 88% of the time spent in this section of the life safety division was on construction/development.

Public Education:

With the addition of Colleen Sanderlin to the Public Education team, the job-sharing opportunity for the educators was allowed. Currently we have two part-time educators and one full-time fire inspector that also fills in as needed for public education.

In February the department had a total of 27 events reaching out to approximately 358 participants. This was done with the operational staff and public education staff. This was completed in 31.75 hours.

A total of 22 car seats were checked for proper installation and parents were educated as how to install the seat and adjust as needed.

Jamie Duncan and Colleen Sanderlin are both certified CPR Instructors, allowing them to instruct CPR and first aid classes to both the operations staff and the public. Brian Rapplean, a Fire Prevention Officer is also a certified CPR instructor.

During the month of February the public educators visited the majority of the elementary and middle schools within the Town to meet with the school staff to establish the staff's needs from the educational and operational staff at CRFD. These educators are excited to find and/or develop programs that can be used in the school systems to teach about fire and life safety.

Inspections:

Another program that this division is involved in is the existing business inspections. With this program existing businesses are inspected for not only fire/life safety issues, but also for compliance in reporting hazardous materials use.

During this month the following inspections were completed:

56 primary inspections

57 follow-up inspections

15 hazardous materials inspections

7 correction notices were issued

Total hours spent on inspections: 150.8

Special Programs:

Unmanned Aerial Vehicle (UAV): This program is working tremendously to assist the division and all of our public safety partners with tasks that would normally require additional manpower and/or equipment. This division has four FAA licensed pilots that can fly the UAV's per the FAA regulations. The department has very strict regulations as to when and where the UAV may be used. This takes a fair amount of time to master the ability to handle the UAV. This month the pilots logged a total of 863 minutes of flight with just over 143,000 feet of flight.

Training Division

In February, members participated in training that included Wildland Safety Training Annual Refresher activities, Wildland Pack Tests, First Year Firefighter Task Book and Acting Lieutenant Task Book activities. Companies from our Mutual Aid Training partners participated in a Wildland Live Fire exercise planned and organized by Lieutenant Richardson.

February's EMS Training activities centered on protocol updates and medication administration exercises.

Department Training Hours

Subject	Current Month	2018 YTD	2017 YTD
EMS-Department Wide	244.5	466	458
Fire-Department Wide	1327.25	2654.5	2089
Department Operations	11.5	345.6	436.6
Total	1583.25	3466.1	2983.6

Major Topics Covered

Fire Training

- Wildland Safety Training Annual Refresher Program
- Wildland Pack Tests
- Position Task book completion
- Wildland Live Fire Training

EMS Training

- Protocol updates
- Medication Administration



Wildland Training

Accreditation and Emergency Management Monthly Status

Craig continues to attend numerous meetings for the North Central All-Hazards Emergency Management Region (NCR). Currently, Craig is active with the NCR Training and Exercise Subcommittee, Emergency Management Subcommittee, Incident Operations Subcommittee, NCR Board, and the State Homeland Security Strategy Working Group. Currently the State Homeland Security Strategy Working Group is conducting several stakeholder information and data gathering sessions throughout the North Central Region.

Craig completed the 2017 Performance and Compliance report that is scheduled for presentation at the 2018 Department Annual Retreat and is the foundation for the Department's mandatory Annual Compliance Report (ACR) due to CPSE in May.

Lastly, Craig was asked to facilitate a strategic planning meeting for the Douglas County Fire Chief's Association. The meeting was held on February 21st, attendees participated in several discussions and exercises that will result in a summary document that includes a Strength, Weaknesses, Opportunity, Threats (SWOT) analysis and recommended goals for the Association to consider for action. Feedback from the meeting was overwhelmingly positive.

Below are the response time tables for the month of December 2017:

Urban

Distribution Matrix		Castle Rock Fire and Rescue Dept.		01/01/18 - 01/31/18
Department Distribution by Performance Type		All Incident Types		
Call Processing @ 01:00	Turnout @ 01:38	Travel @ 04:32	Call to Arrival @ 07:10	
63.2%	82.5%	70.9%	73.2%	
Compared to Dept % All Incidents	Compared to Dept % All Incidents	Compared to Dept % All Incidents	Compared to Dept % All Incidents	
0.0%	0.0%	0.0%	0.0%	
01:45	01:50	06:18	08:51	
for 90% compliance	for 90% compliance	for 90% compliance	for 90% compliance	
120 / 70	156 / 33	134 / 55	139 / 51	
Pass / Fail	Pass / Fail	Pass / Fail	Pass / Fail	
% Compliance Time of Day	% Compliance Time of Day	% Compliance Time of Day	% Compliance Time of Day	
70 / 58 / 62 / 65	37 / 89 / 93 / 87	63 / 70 / 79 / 64	59 / 70 / 78 / 77	
AM1 / AM2 / PM1 / PM2	AM1 / AM2 / PM1 / PM2	AM1 / AM2 / PM1 / PM2	AM1 / AM2 / PM1 / PM2	

Rural

Distribution Matrix		Castle Rock Fire and Rescue Dept.		01/01/18 - 01/31/18
Department Distribution by Performance Type		All Incident Types		
Call Processing @ 01:00	Turnout @ 01:38	Travel @ 05:32	Call to Arrival @ 08:10	
62.9%	93.3%	67.7%	72.6%	
Compared to Dept % All Incidents	Compared to Dept % All Incidents	Compared to Dept % All Incidents	Compared to Dept % All Incidents	
0.0%	0.0%	0.0%	0.0%	
02:13	01:36	07:40	09:45	
for 90% compliance	for 90% compliance	for 90% compliance	for 90% compliance	
39 / 23	56 / 4	42 / 20	45 / 17	
Pass / Fail	Pass / Fail	Pass / Fail	Pass / Fail	
% Compliance Time of Day	% Compliance Time of Day	% Compliance Time of Day	% Compliance Time of Day	
37 / 69 / 60 / 72	85 / 95 / 94 / 90	50 / 73 / 70 / 63	37 / 73 / 80 / 81	
AM1 / AM2 / PM1 / PM2	AM1 / AM2 / PM1 / PM2	AM1 / AM2 / PM1 / PM2	AM1 / AM2 / PM1 / PM2	