

# APRIL 2023 | FINANCE DEPARTMENT



Town of Castle Rock  
[CRgov.com/Finance](http://CRgov.com/Finance)


[Trish Muller](#), CPA  
Finance Director

## Mission

Through exceptional customer service and effective partnerships, we deliver accurate and timely financial services.

## Vision

The Finance Department will provide financial solutions and services in support of the Town's vision and community objectives through: proactive education, purposeful planning, excellent communication and fiscal accountability.



South side of Town Hall

## How does Finance support the Town's vision and priorities?

### Accounting

The Accounting Team provides financial services such as accounts payable and receivable, investments, and capital asset reporting to internal and external customers.

The team ensures financial transactions are recorded in accordance with the Town's Municipal Code, Governmental Accounting Standards and in compliance with governing laws and regulations.

### Budget

The Budget Team supports departments Town wide with future budgeting and financial planning to attain strategic priorities in the short and long term. The team actively monitors, analyzes and reports on Town financial activity throughout the year.

### Payroll

The Payroll Team fulfills and maintains the critical role of employee compensation. Technicians responsibly process and calculate appropriate benefit and other deductions and maintain all aspects of pay. They continually learn and navigate complex federal and state payroll and tax regulations while adhering to the highest standards of confidentiality and customer service.

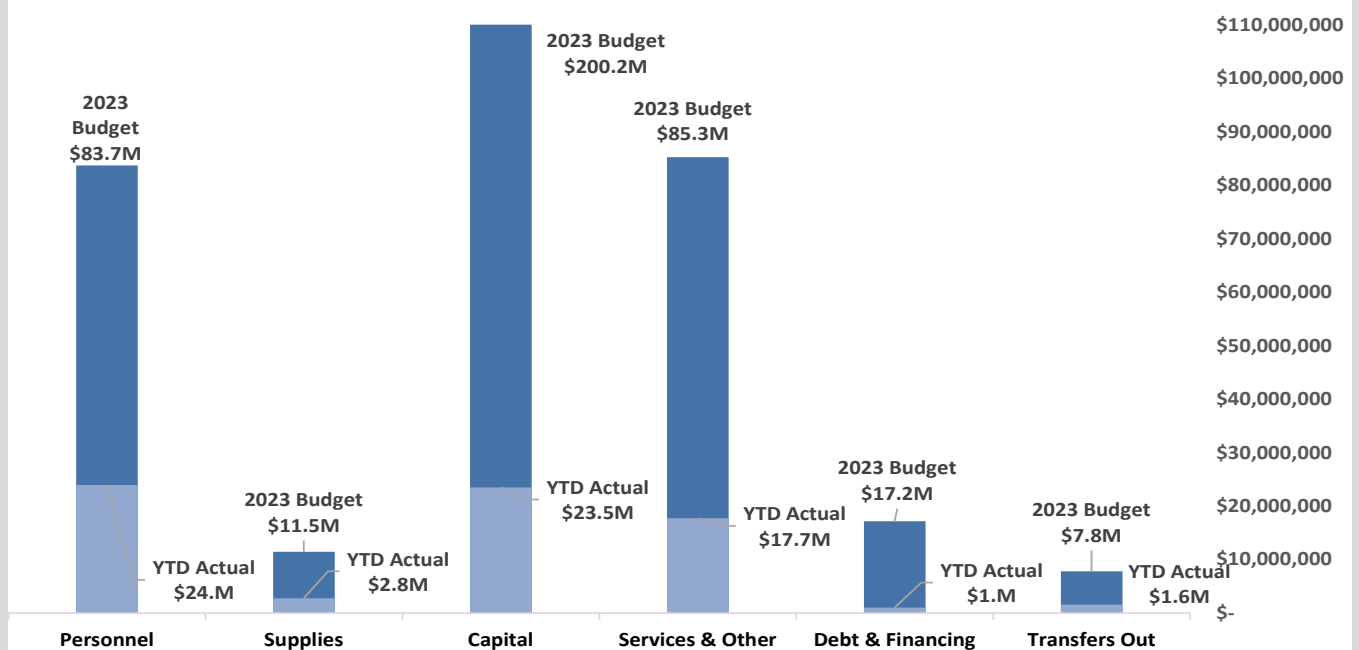
### Revenue

The Revenue Team provides education and outstanding customer service while licensing businesses and collecting sales tax with a "home town" feel and understanding. The team works with economic development, the Downtown Development Authority and the Urban Renewal Authority to align with the Town's vision.



View of Town Hall from Festival Park

### Preliminary Townwide expenditures by category April 2023\*



\*Latest full month numbers available



For more information  
on new Castle Rock  
businesses, please visit  
[www.CRgov.com](http://www.CRgov.com)

## Business licenses issued April 2023



**59**

**Total businesses licensed in April**



**15**

**Businesses licensed in Castle Rock**



**21**

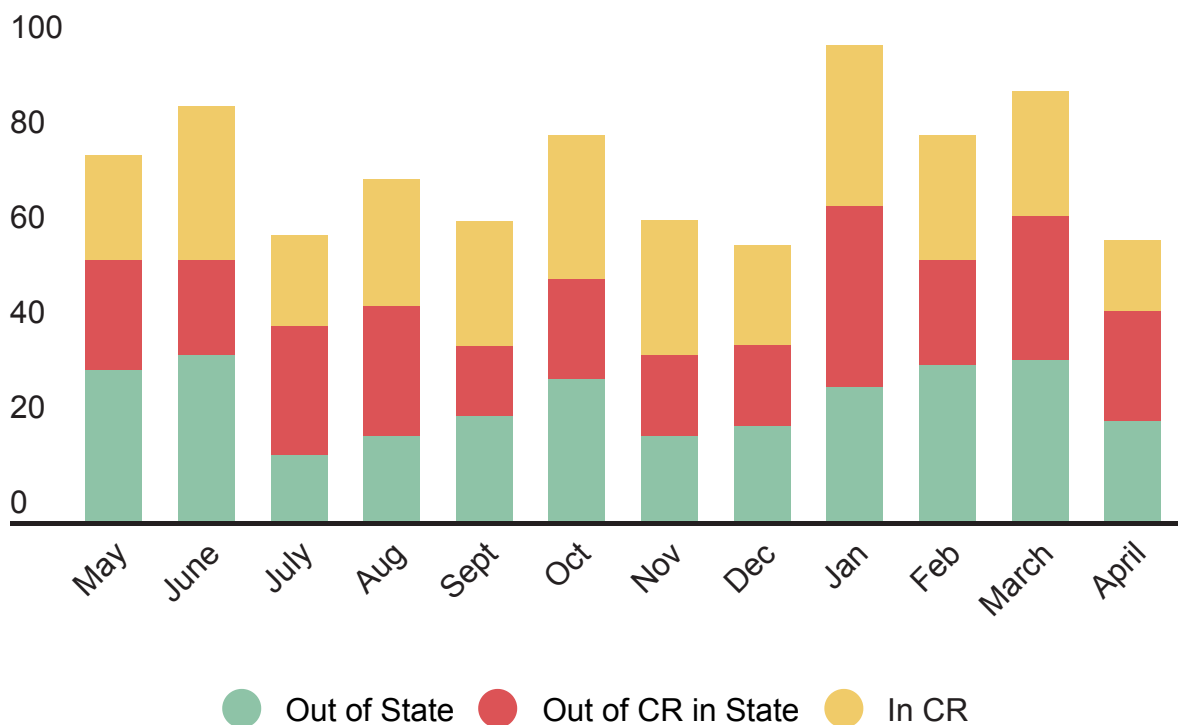
**Businesses licensed out-of-state**



**23**

**Businesses licensed in CO  
but outside of Castle Rock**

## Business licenses issued per month, by area.



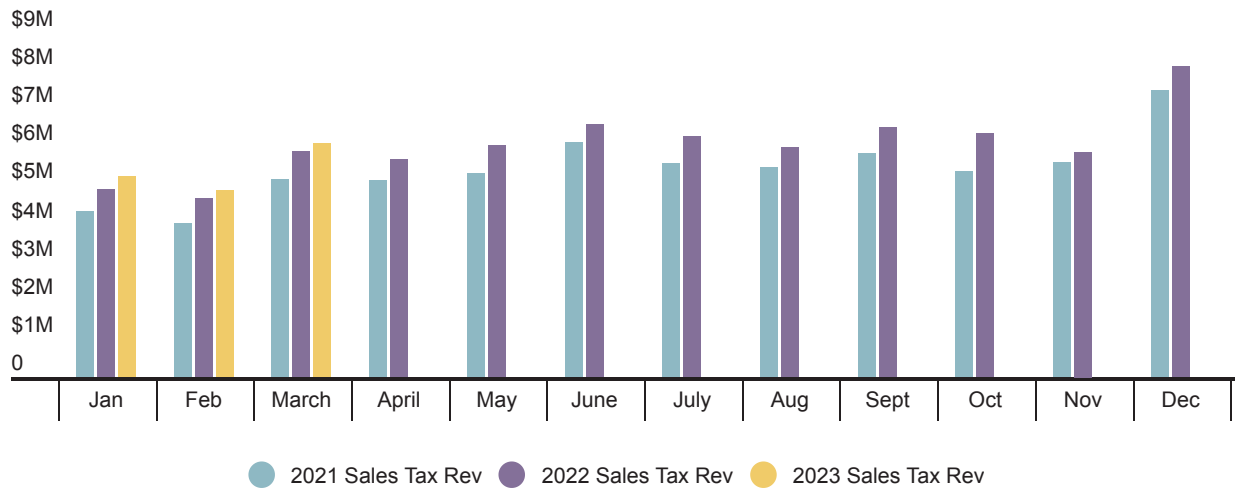


## Businesses licensed in Castle Rock, April 2023 - Check them out!

<b>A and P Investments, Inc. Subway Sandwiches</b> <i>New Owners</i>	Subway Sandwiches
<b>Bella Rose Confections</b>	Cakes & Desserts
<b>Castle Biosciences, Inc.</b>	Administrative Work
<b>Castle Rock Liquors</b> <i>New Owners</i>	Retail Liquor Store
<b>Cherished Companions Animal Clinic</b> <i>New Owners</i>	Veterinary Services, Pet Medication & Supplies
<b>Coast2Coast Meal Prep LLC</b>	Meal Delivery
<b>D.H. Charles Engineering, Inc.</b>	Engineering Consulting Services
<b>Dreams of Shoogar Sweets</b>	Cottage Baked Foods
<b>JDT Corporation DBA Gladiator Lighting</b>	Lighting Supplies E-Commerce
<b>Lady KB Bath &amp; Body LLC</b>	Natural Soaps, Lip Balms, Bath Bombs and Body Butters
<b>Ridge at Castle Rock Apartments</b> <i>New Owners</i>	Multifamily Apartment Complex
<b>Savvyfish Sewing Ltd</b>	Sewn Sturdy Cotton Reusable Shopping Totes
<b>Scottys Hot Dogs</b>	Hot Dogs
<b>Turning Pages Counseling</b>	Clinical Counseling and Therapy
<b>VMD Primary Providers Colorado, Inc.</b> <i>New Owners</i>	Medical Office



## REVENUE



As sales tax returns are due 20 days after the end of the month, this report shows the prior month's revenue.

### Communicating results

Sales tax collections for March were up 3.4 percent from the previous year's month, or up \$202,268 compared to March 2022. Year-to-date (YTD) collections are up 5.3 percent compared to the same time frame in 2022. Staff will continue to monitor this very important revenue stream for the Town and inform as needed.



MAR	Gross Sales Tax Collections	Town Audit Revenue and Amounts Collected on Behalf of Others	Net Collections
2021	\$5,901,264	\$319,260	\$5,582,004
2022	\$6,103,532	\$323,373	\$5,780,159
Dollar +/-	\$202,268	\$4,113	\$198,155
Percent Change	3.4%	1.3%	3.5%
YTD	Gross Sales Tax Collections	Town Audit Revenue and Amounts Collected on Behalf of Others	Net Collections
2021 YTD	\$15,454,482	\$956,761	\$14,497,721
2022 YTD	\$16,273,564	\$1,165,549	\$15,108,015
Dollar +/-	\$819,082	\$208,788	\$610,294
Percent Change	5.3%	21.8%	4.2%

### Supporting fiscal accountability



**\$47,250**

Collected from delinquent accounts in April for the month of February.



**\$180,247**

Year-to-date delinquent account collections



**128**

Audits in process



**\$32,519**

Audit revenue collected for the month of March