


# DECEMBER 2022 | FINANCE DEPARTMENT



Town of Castle Rock  
[CRgov.com/Finance](http://CRgov.com/Finance)

[Trish Muller](#), CPA  
Finance Director



## Mission

Through exceptional customer service and effective partnerships, we deliver accurate and timely financial services.

## Vision

The Finance Department will provide financial solutions and services in support of the Town's vision and community objectives through: proactive education, purposeful planning, excellent communication and fiscal accountability.

## How does Finance support the Town's vision and priorities?

### Accounting

The Accounting Team provides financial services such as accounts payable and receivable, investments, and capital asset reporting to internal and external customers.

The team ensures financial transactions are recorded in accordance with the Town's Municipal Code, Governmental Accounting Standards and in compliance with governing laws and regulations.

### Budget

The Budget Team supports departments Town wide with future budgeting and financial planning to attain strategic priorities in the short and long term. The team actively monitors, analyzes and reports on Town financial activity throughout the year.

### Payroll

The Payroll Team fulfills and maintains the critical role of employee compensation. Technicians responsibly process and calculate appropriate benefit and other deductions and maintain all aspects of pay. They continually learn and navigate complex federal and state payroll and tax regulations while adhering to the highest standards of confidentiality and customer service.

### Revenue

The Revenue Team provides education and outstanding customer service while licensing businesses and collecting sales tax with a "home town" feel and understanding. The team works with economic development, the Downtown Development Authority and the Urban Renewal Authority to align with the Town's vision.

## Council Community Grant Program

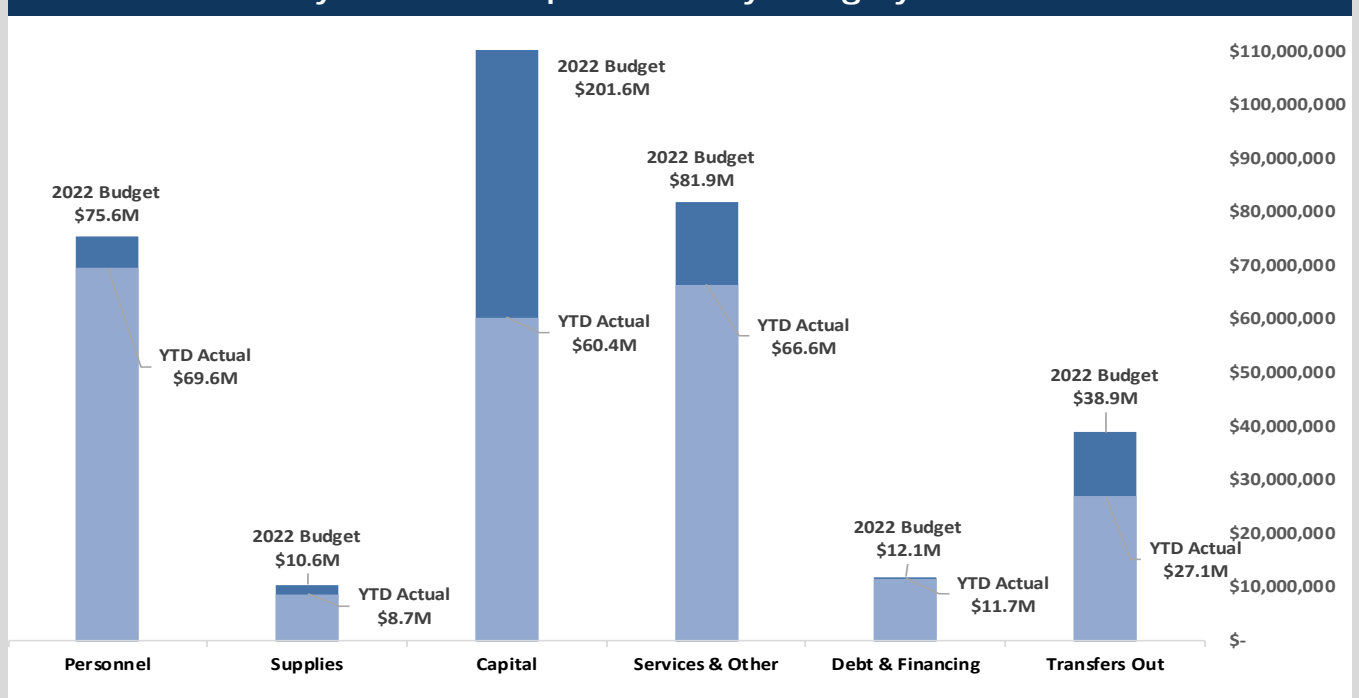
The Council Community Grant Program awards funding to non-profit organizations that contribute to Castle Rock's quality of life, with special emphasis on programs and activities for youth, seniors, community-based environmental and sustainability and performing and visual arts.

Congratulations to the following non-profit organization who applied and was awarded funds for the 2022 4th Quarter Council Community Grant Program:

American Legion Post 1187: the nation's largest wartime veteran's service organization devoted to serving fellow active duty military and their families, mentoring youth, promoting strong national security, and advocating patriotism across the U.S. requested funds to support Castle Rock students by covering participation fees, travel and room and board for the American Legion Boys State program.

For more information on the Town's grant programs please visit [CRgov.com/Grants](https://CRgov.com/Grants).

## Preliminary Townwide expenditures by category December 2022\*



\*Latest full month numbers available



For more information  
on new Castle Rock  
businesses, please visit  
[www.CRgov.com](http://www.CRgov.com)

## Business licenses issued December 2022



**58**

Total businesses licensed in  
December



**21**

Businesses licensed in Castle Rock



**20**

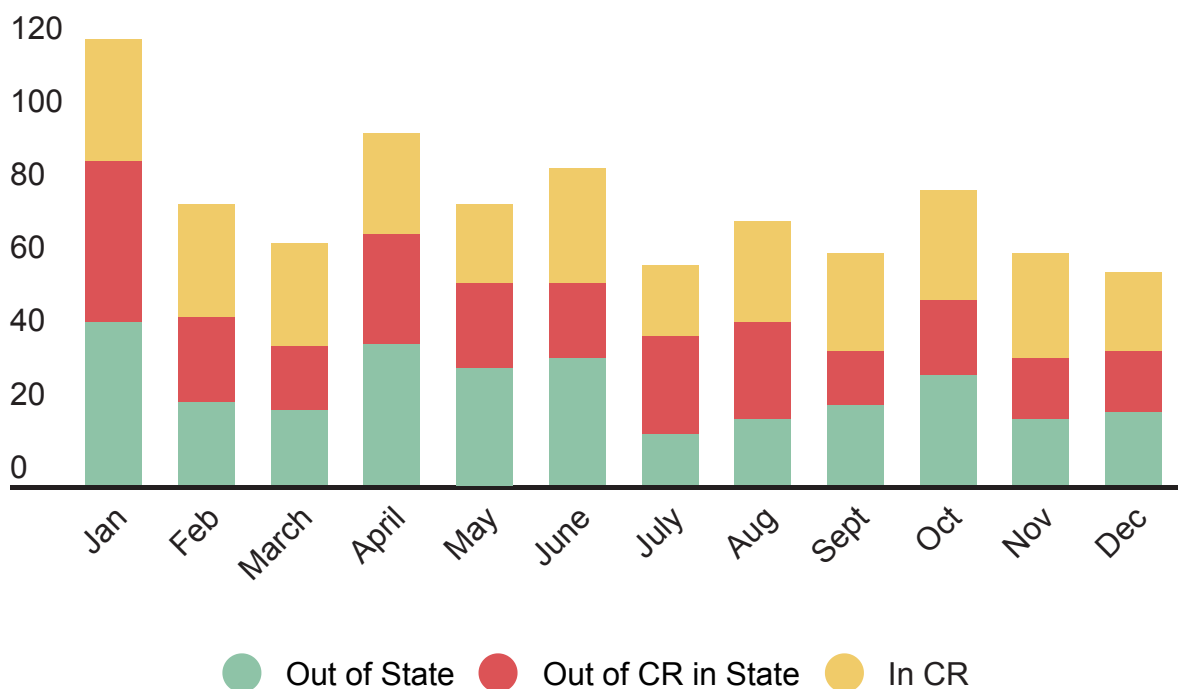
Businesses licensed out-of-state



**17**

Businesses licensed in CO  
but outside of Castle Rock

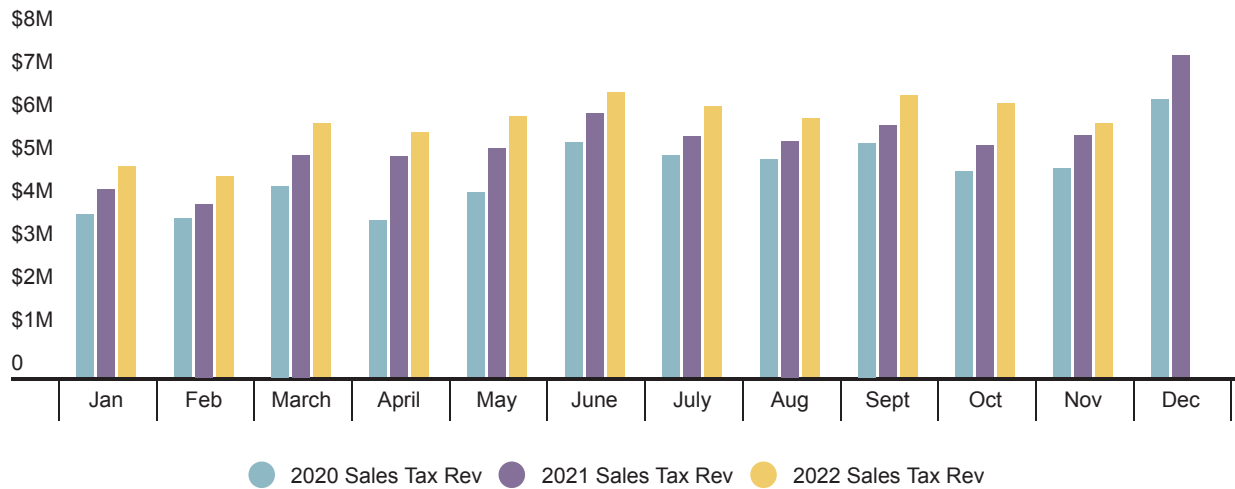
## Business licenses issued per month, by area.



## Businesses licensed in Castle Rock, December 2022 - Check them out!

<a href="#"><u>1776 Landscape and Maintenance LLC</u></a>	Landscaping Services
Aveca Holdings II LLC	Short Term Rental
Blazy Daze Smokeshop & Hookah Lounge	Vape, CBD Glass Smoking Products & Hookah Lounge
<a href="#"><u>Castle Rock Carpet Care LLC</u></a>	Carpet Cleaning
<a href="#"><u>Castle Rock Pest Control</u></a>	Pest Control
Cup of Snark LLC	Crafts
D and A Enterprises LLC	Retail Merchandise
E10 Originals and OEMs	BMW Vintage Car Parts
<a href="#"><u>Fix It Therapies LLC</u></a>	Wellness Clinic
<a href="#"><u>Gracie Barra Castle Rock</u></a>	Uniforms Sold, Martial Arts Lessons Taught
Hallmark Properties	Short Term Rental
Ivory & Oak Co. LLC	Handmade Wood Gifts & Home Decor
Kriseyd Originals	Food Prep
Lela Marcin	Ref Gear
<a href="#"><u>Omnama Fashions LLC</u></a>	Indian Outfits
Snow Maids LLC	Residential & Commercial Cleaning Services
<a href="#"><u>Stance</u></a>	Socks & Other Apparel
<a href="#"><u>Synergy One Lending, Inc.</u></a>	Mortgage Lending
Unlimited Sports Apparel LLC	Sports Goods Equipment and Apparel
<a href="#"><u>Westside Towing</u></a>	Truck Repair

## REVENUE



As sales tax returns are due 20 days after the end of the month, this report shows the prior month's revenue.

### Communicating results

Sales tax collections for November were up 4.2 percent from the previous year's month, or up \$236,151 compared to November 2021. Year-to-date (YTD) collections are up 11.7 percent compared to the same time frame in 2021. Staff will continue to monitor this very important revenue stream for the Town and inform as needed.



NOV	Gross Sales Tax Collections	Town Audit Revenue and Amounts Collected on Behalf of Others	Net Collections
2021	\$5,643,498	\$265,190	\$5,378,308
2022	\$5,879,649	\$369,680	\$5,509,969
Dollar +/-	\$236,151	\$104,490	\$131,661
Percent Change	4.2%	39.4%	2.4%

YTD	Gross Sales Tax Collections	Town Audit Revenue and Amounts Collected on Behalf of Others	Net Collections
2021 YTD	\$58,185,318	\$3,525,451	\$54,659,867
2022 YTD	\$64,977,555	\$4,578,425	\$60,399,130
Dollar +/-	\$6,792,237	\$1,052,974	\$5,739,263
Percent Change	11.7%	29.9%	10.5%

### Supporting fiscal accountability



**\$50,303**

Collected from delinquent accounts in December for the month of October.



**\$584,670**

Year-to-date delinquent account collections



**103**

Audits in process



**\$36,047**

Audit revenue collected for the month of November