


# OCTOBER 2022 | FINANCE DEPARTMENT



Town of Castle Rock  
[CRgov.com/Finance](http://CRgov.com/Finance)

[Trish Muller](#), CPA  
Finance Director



## Mission

Through exceptional customer service and effective partnerships, we deliver accurate and timely financial services.

## Vision

The Finance Department will provide financial solutions and services in support of the Town's vision and community objectives through: proactive education, purposeful planning, excellent communication and fiscal accountability.

## How does Finance support the Town's vision and priorities?

### Accounting

The Accounting Team provides financial services such as accounts payable and receivable, investments, and capital asset reporting to internal and external customers.

The team ensures financial transactions are recorded in accordance with the Town's Municipal Code, Governmental Accounting Standards and in compliance with governing laws and regulations.

### Payroll

The Payroll Team fulfills and maintains the critical role of employee compensation. Technicians responsibly process and calculate appropriate benefit and other deductions and maintain all aspects of pay. They continually learn and navigate complex federal and state payroll and tax regulations while adhering to the highest standards of confidentiality and customer service.

### Budget

The Budget Team supports departments Town wide with future budgeting and financial planning to attain strategic priorities in the short and long term. The team actively monitors, analyzes and reports on Town financial activity throughout the year.

### Revenue

The Revenue Team provides education and outstanding customer service while licensing businesses and collecting sales tax with a "home town" feel and understanding. The team works with economic development, the Downtown Development Authority and the Urban Renewal Authority to align with the Town's vision.

## WELCOME



The Budget division is excited to introduce its newest team member, **Fred Deschenes, Financial Analyst**. Fred previously worked at the Colorado School of Mines where he spent two and a half years as a Senior Budget Analyst. He received his Accounting/Business Bachelor's degree from Western State Colorado University in Gunnison, Colorado.

Fred moved to the United States from Montreal, Quebec in Canada when he was seven years old and learned English as his second language to French. He has lived in Chicago and Dallas and has now been in Colorado for twenty years. He and his partner, Jenilyn just bought a new house in Castle Rock a couple months ago and are expecting their first little one in December!

Fred loves hanging out with family and friends, traveling, sports, fitness and outdoor recreation.

Please help us welcome Fred to the Town!

## TOWN COUNCIL

**November 15, 2022**

### Discussion/Direction:

Public Safety Commission's Recommendations for the 2023 Philip S. Miller Resource Grant Program, Six Applications

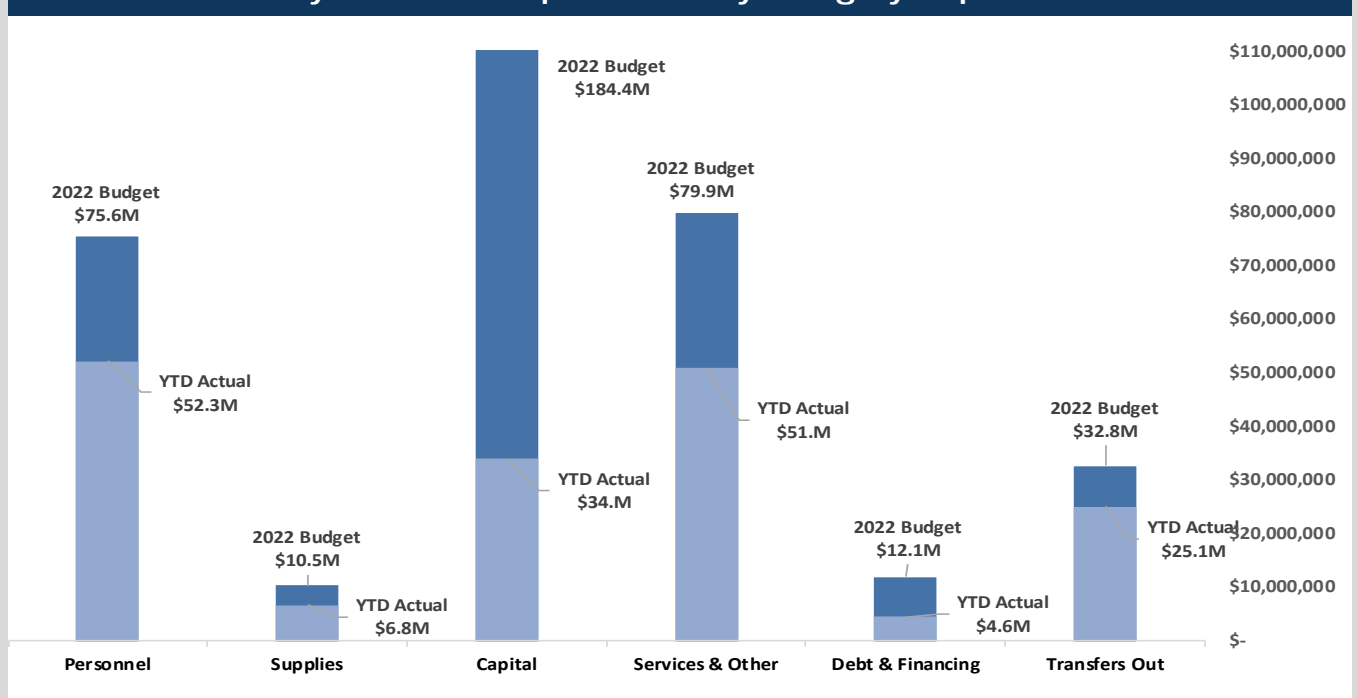
### Update:

Third Quarter Financial Review

### Ordinance (First Readings):

Approving the Fourth Amendment to the Town of Castle Rock 2022 Budget by Making Supplemental Appropriations for the Fiscal Year 2022

### Preliminary Townwide expenditures by category September 2022\*



\*Latest full month numbers available



For more information  
on new Castle Rock  
businesses, please visit  
[www.CRgov.com](http://www.CRgov.com)

## Business licenses issued October 2022



**81**

**Total businesses licensed in October**



**30**

**Businesses licensed in Castle Rock**



**30**

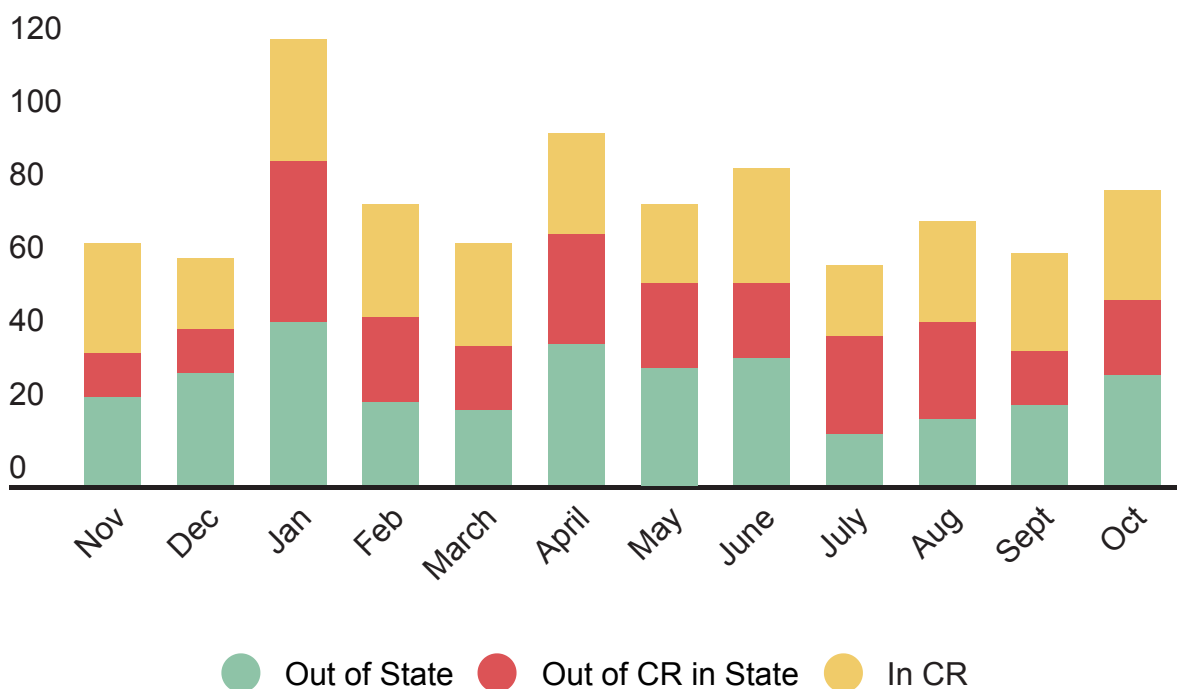
**Businesses licensed out-of-state**



**21**

**Businesses licensed in CO  
but outside of Castle Rock**

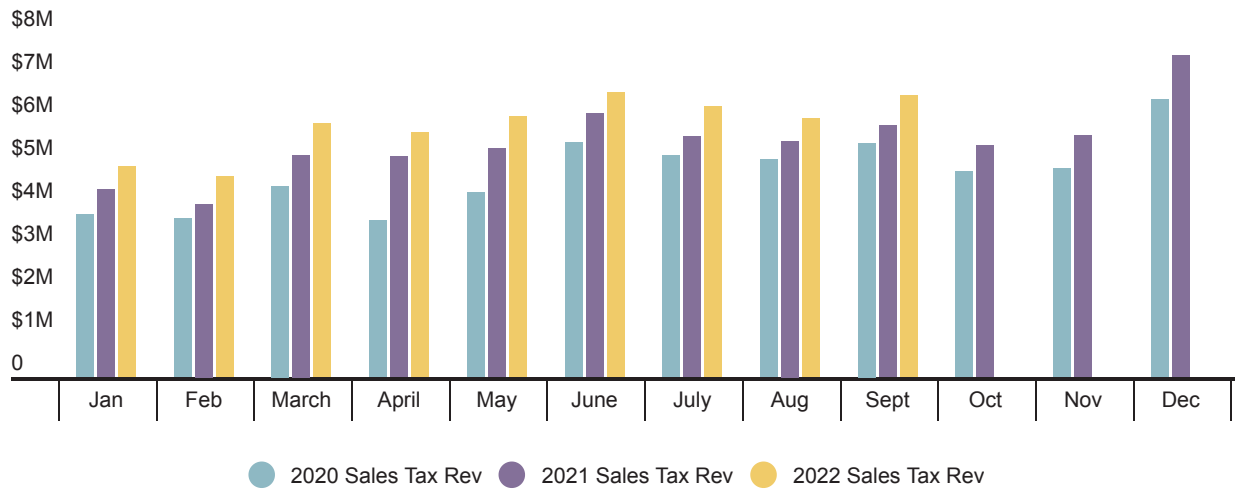
## Business licenses issued per month, by area.



## Businesses licensed in Castle Rock, October 2022 - Check them out!

<a href="#">37th Street Photography</a>	Photography, Prints & Albums
<a href="#">AEG Colorado, LLC</a> <i>New Owner</i>	Eyeglass & Contact Lenses
<a href="#">Brazilian Beauty Spot</a>	Esthetician
<b>Castle Rock Bioenergetic and Natural Medicine</b>	Natural Medicine
<a href="#">Castle Rock Pediatrics PLLC</a>	Pediatric Care
<a href="#">Castle Rock Pest Control LLC</a>	Pest Service
<a href="#">Castle Rock Stars Baton and Dance</a>	Baton & Dance Class
<a href="#">Clear It Calendula</a>	Esthetician Services
<a href="#">Coinstar Asset Holdings, LLC</a>	Coin Service
<b>Complete Protection Solutions, Inc.</b>	Leasing Security Services Consulting & Systems
<b>Earth Trailers LLC</b>	Trailer Upfitting
<a href="#">GODZ Manufacturing LLC</a>	Manufacture Auto Accessories
<b>I Dyed A Little, LLC</b>	Handmade Tie-Dyed Products
<b>IAM Resources LLC</b>	Short & Long Term Residential Rental
<b>In My Nana's Attic</b>	Home Decor
<b>krisTique's</b>	Resale Decor
<a href="#">Petcardia Veterinary Cardiology</a>	Veterinary Services & Products
<a href="#">Plum Creek Golf Club</a> <i>New Owner</i>	Golf & Country Club with Restaurant
<a href="#">Pure Guidance Wellness corp.</a>	Gems/Minerals, Sound Therapy & Life Coach
<a href="#">Ronin Tattoo</a>	Tattoo
<a href="#">Sawyer &amp; Finn Clothing</a>	Children's Clothing & Accessories
<a href="#">Snooze Mattress Company</a>	Mattress & Associated Items
<a href="#">Sparq Physical Therapy LLC</a>	Physical Therapy Treatment
<b>Step Out of Time Massage and Bodywork</b>	Massage Therapy
<b>Tacos Rivera, LLC</b>	Mexican Food Truck
<b>The Rink, LLC</b> <i>New Owner</i>	Ice Skate Rentals & Concessions
<b>The Rock Lactation</b>	Lactation Health Services
<a href="#">Tokyo Joe's</a> <i>New Owner</i>	Restaurant
<b>Whittle Birches LLC</b>	Custom Carved Cheese Boards
<a href="#">Wind &amp; Water Salon</a>	Hair Services & Products

## REVENUE



As sales tax returns are due 20 days after the end of the month, this report shows the prior month's revenue.

### Communicating results

Sales tax collections for September were up 11.3 percent from the previous year's month, or up \$665,007 compared to September 2021. Year-to-date (YTD) collections are up 11.8 percent compared to the same time frame in 2021. Staff will continue to monitor this very important revenue stream for the Town and inform as needed.



SEP	Gross Sales Tax Collections	Town Audit Revenue and Amounts Collected on Behalf of Others	Net Collections
2021	\$5,864,460	\$303,812	\$5,560,648
2022	\$6,529,467	\$328,596	\$6,200,871
Dollar +/-	\$665,007	\$24,784	\$640,223
Percent Change	11.3%	8.2%	11.5%

YTD	Gross Sales Tax Collections	Town Audit Revenue and Amounts Collected on Behalf of Others	Net Collections
2021 YTD	\$47,127,220	\$2,645,719	\$44,481,501
2022 YTD	\$52,704,200	\$3,250,786	\$49,453,414
Dollar +/-	\$5,576,980	\$605,067	\$4,971,913
Percent Change	11.8%	22.9%	11.2%

### Supporting fiscal accountability



**\$62,392**

Collected from delinquent accounts in October for the month of August.



**\$501,783**

Year-to-date delinquent account collections



**111**

Audits in process



**\$0**

Audit revenue collected for the month of September