


JULY 2022 | FINANCE DEPARTMENT



Town of Castle Rock
CRgov.com/Finance

[Trish Muller](#), CPA
Finance Director



Mission

Through exceptional customer service and effective partnerships, we deliver accurate and timely financial services.

Vision

The Finance Department will provide financial solutions and services in support of the Town's vision and community objectives through: proactive education, purposeful planning, excellent communication and fiscal accountability.

How does Finance support the Town's vision and priorities?

Accounting

The Accounting Team provides financial services such as accounts payable and receivable, investments, and capital asset reporting to internal and external customers.

The team ensures financial transactions are recorded in accordance with the Town's Municipal Code, Governmental Accounting Standards and in compliance with governing laws and regulations.

Budget

The Budget Team supports departments Town wide with future budgeting and financial planning to attain strategic priorities in the short and long term. The team actively monitors, analyzes and reports on Town financial activity throughout the year.

Payroll

The Payroll Team fulfills and maintains the critical role of employee compensation. Technicians responsibly process and calculate appropriate benefit and other deductions and maintain all aspects of pay. They continually learn and navigate complex federal and state payroll and tax regulations while adhering to the highest standards of confidentiality and customer service.

Revenue

The Revenue Team provides education and outstanding customer service while licensing businesses and collecting sales tax with a "home town" feel and understanding. The team works with economic development, the Downtown Development Authority and the Urban Renewal Authority to align with the Town's vision.

INITIATIVES

Annual Finance Conference

Trish Muller, Finance Director and **Pete Managers**, Assistant Finance Director, Budget & Revenue attended the Government Finance Officers Association's (GFOA) 2022 Annual Conference in Austin, TX. They participated in several sessions including, Preparing a Capital Improvement Plan, Ethics in Government Finance and Telling Your Financial Story. The Finance Department and the Town will benefit from their experience.



TOWN COUNCIL

August 16, 2022

Ordinance (2nd Reading):

Approving Supplemental Appropriations for 2022 and the Second Amendment to the 2022 Budget

Ordinance (2nd Reading):

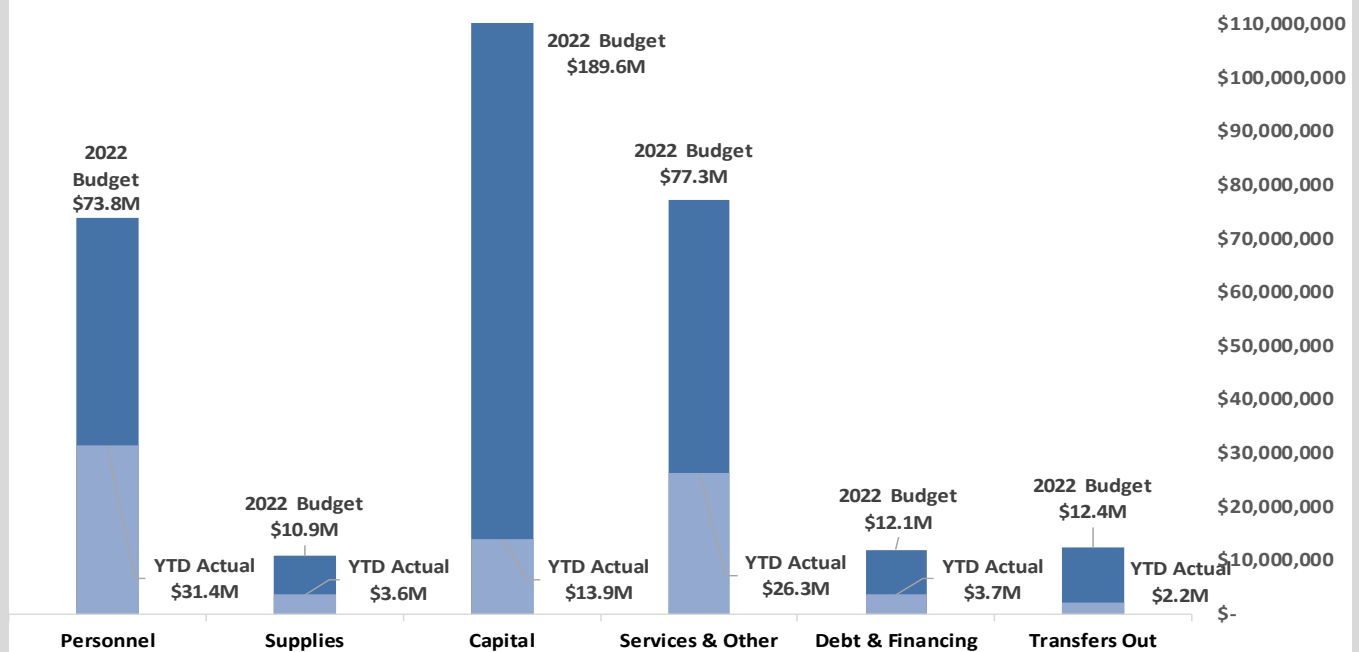
Amending Section 3.02.060 of the Castle Rock Municipal Code Regarding Bid Requirements for the Purchase of Goods or Procurement of Services

September 6, 2022

Discussion:

Introduction of the 2023 Proposed Budget

Preliminary Townwide expenditures by category July 2022*



*Latest full month numbers available

PARTNERSHIP



For more information on new Castle Rock businesses, please visit www.CRgov.com

Business licenses issued July 2022



60

Total businesses licensed in July



19

Businesses licensed in Castle Rock



14

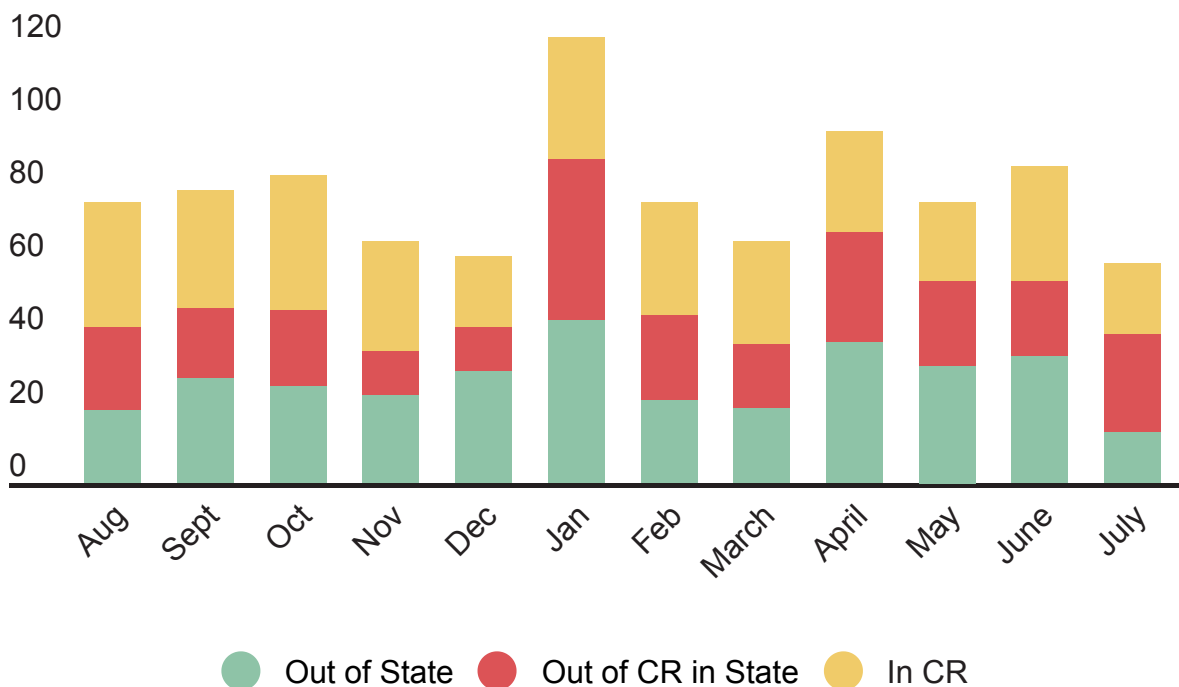
Businesses licensed out-of-state



27

Businesses licensed in CO but outside of Castle Rock

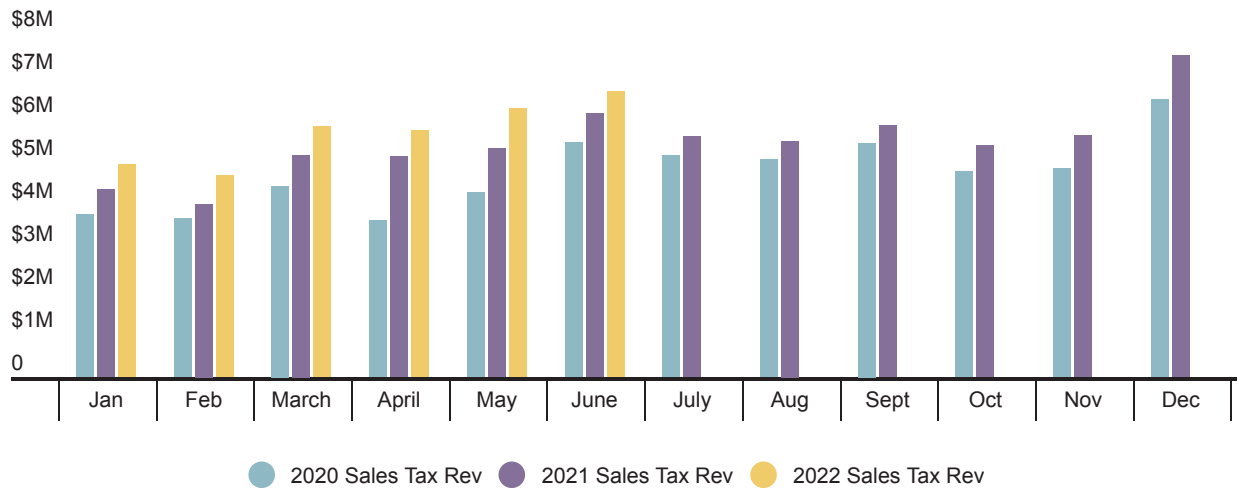
Business licenses issued per month, by area.



Businesses licensed in Castle Rock, July 2022 - Check them out!

A & C Exchange, LLC	Wholesale and Retail Label Products Online
American SwagCO Inc.	Apparel with Logo
Aspen Leaf Boutique	Home Decor Items
Bear'I Cellars of Castle Rock	Wine
Blue Bird Dayz Handyman Services	Handyman
CR Aerial Works, LLC	Drone Photography/Videography
Goldline Automotive Services	Mobile Automotive Services at Customers Homes
Imperium Contractors	Commercial Coating Sub-Contractors Labor Only / No Product Purchasing or Selling
Luxe Liquor	Beer, Wine, Liquor
Pharr Out Designs, LLC	Custom Furniture
Pinch of Ginger Face Painting, LLC	Face Painting
Rex Motors, LLC	Motor Vehicles Sales
SALT Craft Meat Market	Meat and Related Food Products
Sass'n Around Door Decor	Wreaths and Crafts
Shred 415 Castle Rock	Fitness Classes
Spartan Collectables	Collectables and Trading Card Games
The Blooming Farmhouse, LLC	Home Furnishings and Decor
The Cheer Collection	Retail Jewelry
Willheart Counseling	Licensed Marriage and Family Therapist via Telehealth

REVENUE



As sales tax returns are due 20 days after the end of the month, this report shows the prior month's revenue.

Communicating results

Sales tax collections for June were up 8.2 percent from the previous year's month, or up \$503,021 compared to June 2021. Year-to-date (YTD) collections are up 13.2 percent compared to the same time frame in 2021. Staff will continue to monitor this very important revenue stream for the Town and inform as needed.



JUN	Gross Sales Tax Collections	Town Audit Revenue and Amounts Collected on Behalf of Others	Net Collections
2021	\$6,135,858	\$366,996	\$5,768,862
2022	\$6,638,879	\$359,006	\$6,279,873
Dollar +/-	\$503,021	\$(7,990)	\$511,011
Percent Change	8.2%	-2.2%	8.9%
YTD	Gross Sales Tax Collections	Town Audit Revenue and Amounts Collected on Behalf of Others	Net Collections
2021 YTD	\$30,164,817	\$1,954,140	\$28,210,677
2022 YTD	\$34,134,074	\$2,039,686	\$32,094,388
Dollar +/-	\$3,969,257	\$85,546	\$3,883,711
Percent Change	13.2%	4.4%	13.8%

Supporting fiscal accountability



\$46,487

Collected from delinquent accounts in July for the month of May.



\$249,890

Year-to-date delinquent account collections



100

Audits in process



\$9,941

Audit revenue collected for the month of June