

# About this information

These maps compare what residents in Castle Rock's various metro districts pay in annual property tax. (Property tax usually is paid as part of one's mortgage payment.) A metro district is a taxing entity separate from the Town of Castle Rock that exists primarily to finance public improvements that benefit property owners in the district.

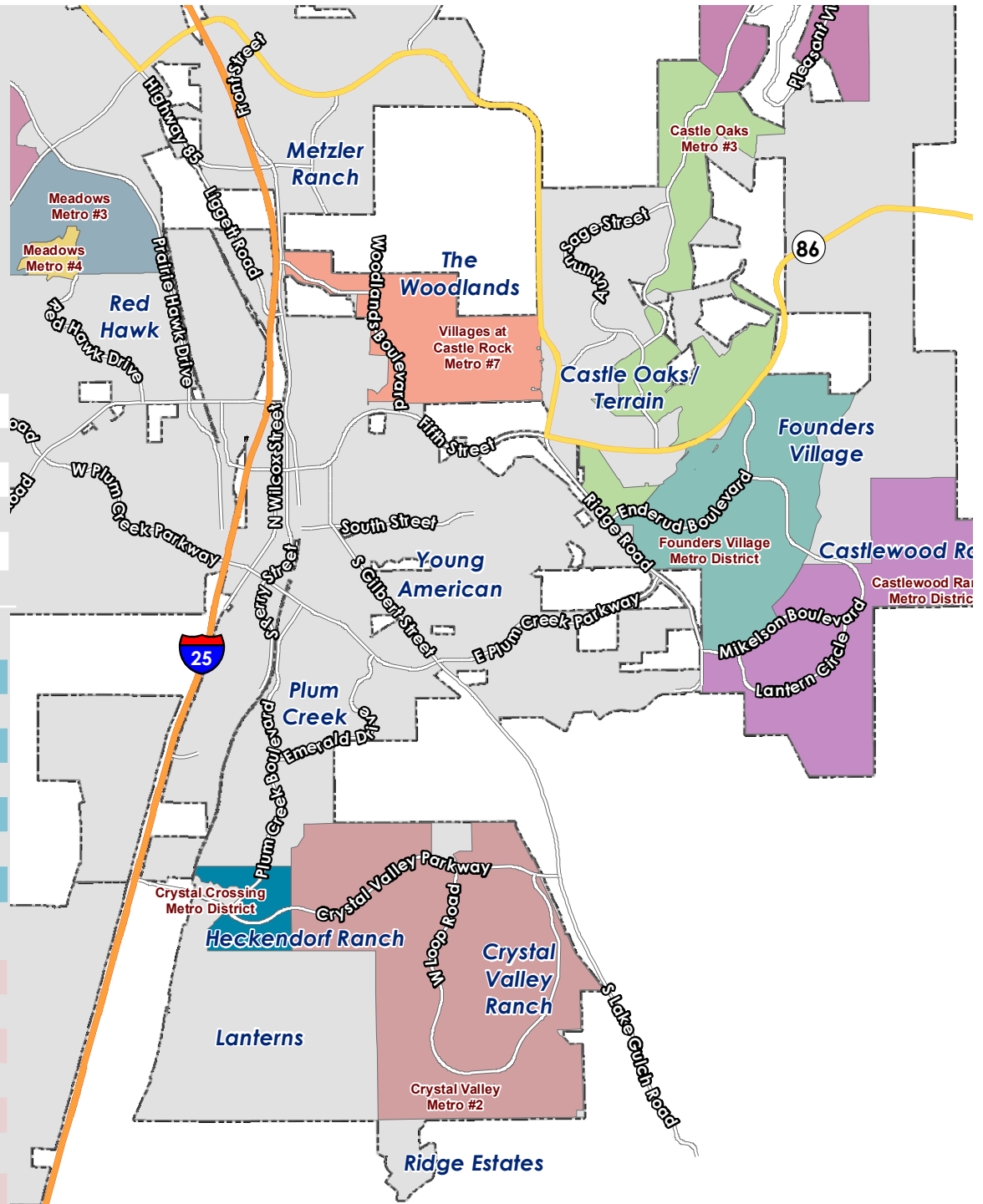
Some taxing districts are common to most Castle Rock property owners – those are listed on the table to the right.

Tax amounts are based upon Castle Rock's median home value, per April 2022 Douglas County Community Development Department data, which is \$448,889. (This means that half of the homes in Castle Rock are valued below \$448,889, and half are valued above that amount.) Douglas County's current assessment percentage is 6.95%, or \$31,197.79 on a home valued at \$448,889.

Taxing entity	Mill levy
DC School District	43.797 mills
Douglas County Gov't	18.524 mills
DC Libraries	4.021 mills
<b>Town of Castle Rock</b>	<b>1.139 mills</b>
Cherry Creek Basin	0.479 mills
Cedar Hill Cemetery	0.124 mills

Entity	Tax amount
Crystal Crossing Metro	\$2,328.13
DC School District	1,366.37
Douglas County Gov't	577.91
DC Libraries	125.45
<b>Town of Castle Rock</b>	<b>35.53</b>
Cedar Hill Cemetery	3.87
<b>TOTAL</b>	<b>\$4,437.26</b>

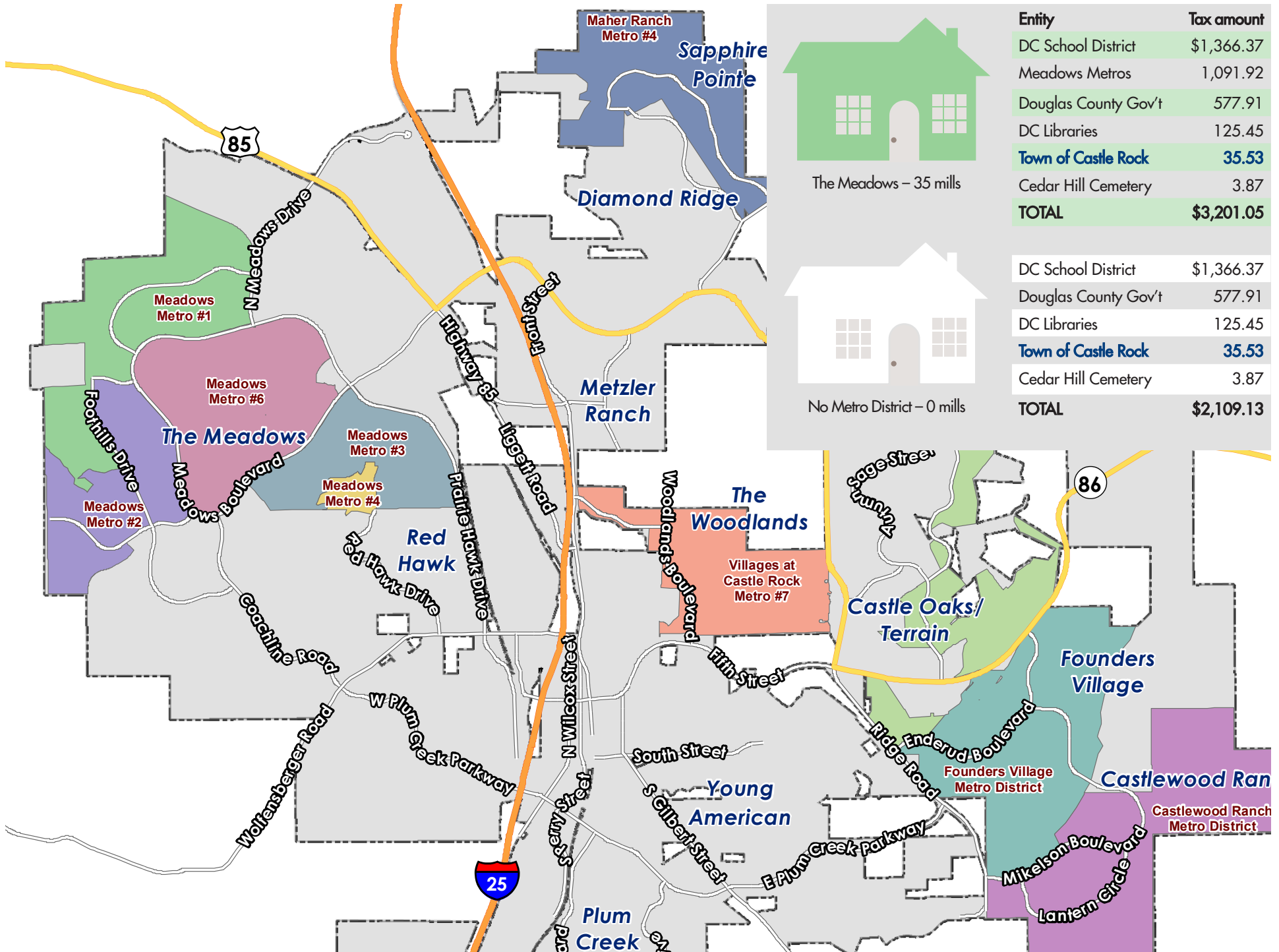
Crystal Valley Metro #2	\$1,403.90
DC School District	1,366.37
Douglas County Gov't	577.91
DC Libraries	125.45
<b>Town of Castle Rock</b>	<b>35.53</b>
Cedar Hill Cemetery	3.87
<b>TOTAL</b>	<b>\$3,513.03</b>



Heckendorf Ranch – 74.625 mills



Crystal Valley – 45 mills



Entity	Tax amount
DC School District	\$1,366.37
Meadows Metros	1,091.92
Douglas County Gov't	577.91
DC Libraries	125.45
<b>Town of Castle Rock</b>	<b>35.53</b>
Cedar Hill Cemetery	3.87
<b>TOTAL</b>	<b>\$3,201.05</b>



The Meadows – 35 mills



No Metro District – 0 mills

DC School District	\$1,366.37
Douglas County Gov't	577.91
DC Libraries	125.45
<b>Town of Castle Rock</b>	<b>35.53</b>
Cedar Hill Cemetery	3.87
<b>TOTAL</b>	<b>\$2,109.13</b>



Castle Oaks/Terrain – 49 mills

Entity	Tax amount
Castle Oaks Metro #3	\$1,528.69
DC School District	1,366.37
Douglas County Gov't	577.91
DC Libraries	125.45
<b>Town of Castle Rock</b>	<b>35.53</b>
Cherry Creek Basin	14.94
Cedar Hill Cemetery	3.87
<b>TOTAL</b>	<b>\$3,652.76</b>



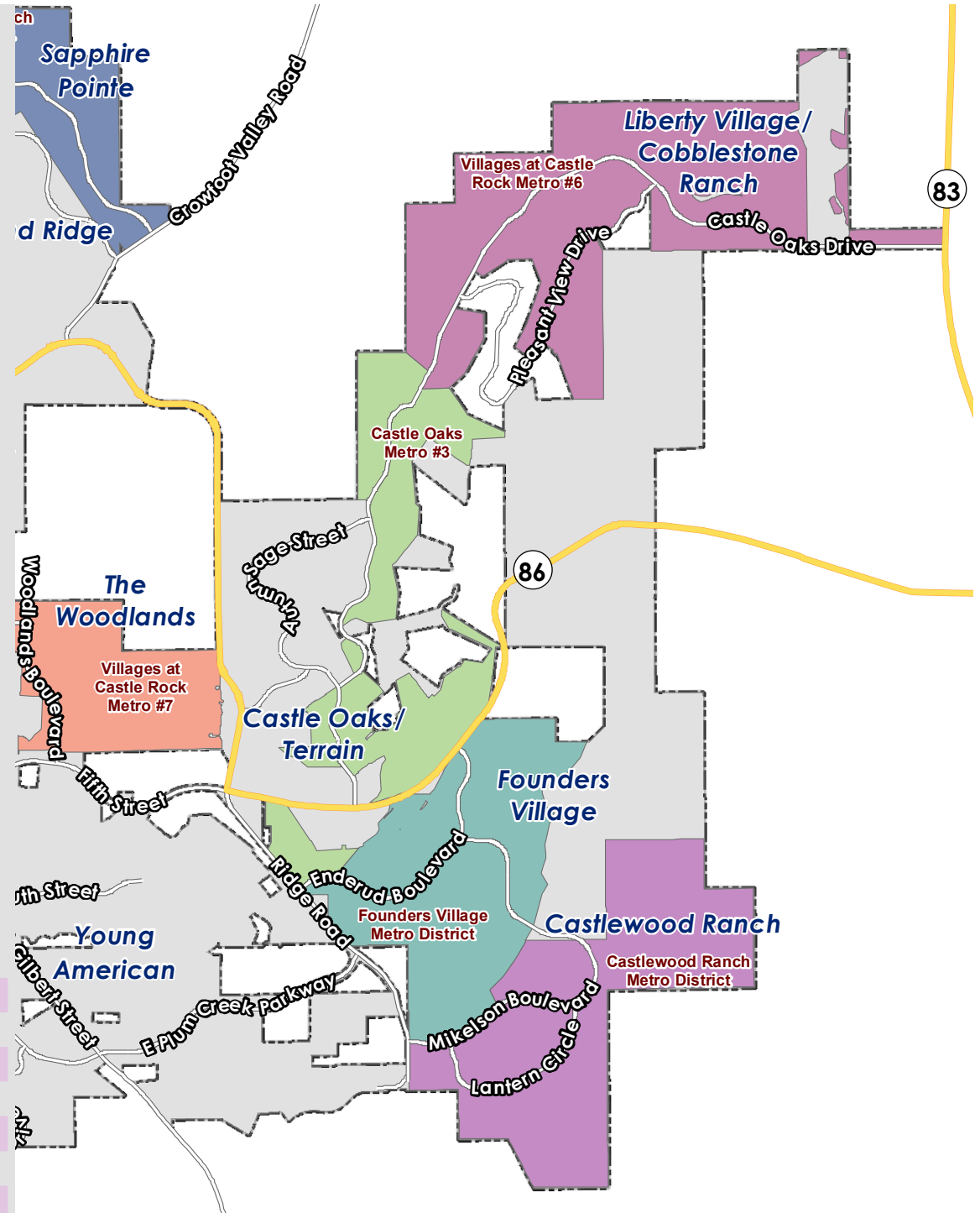
Founders Village – 88.683 mills

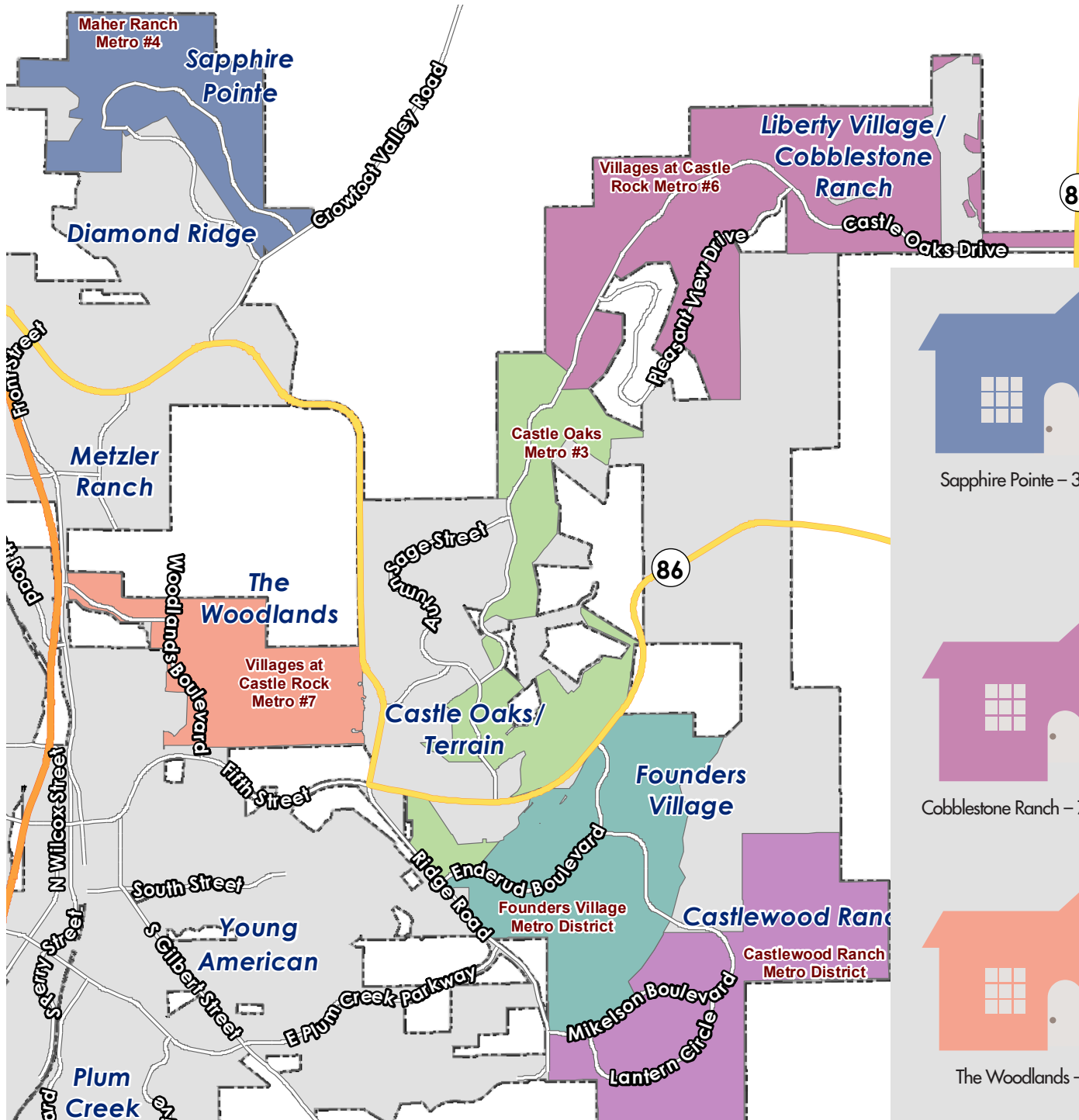
Entity	Tax amount
Founders Village Metro	\$2,766.71
DC School District	1,366.37
Douglas County Gov't	577.91
DC Libraries	125.45
<b>Town of Castle Rock</b>	<b>35.53</b>
Cherry Creek Basin	14.94
Cedar Hill Cemetery	3.87
<b>TOTAL</b>	<b>\$4,890.78</b>




Castlewood Ranch – 40 mills

Entity	Tax amount
DC School District	\$1,366.37
Castlewood Ranch Metro	1,247.91
Douglas County Gov't	577.91
DC Libraries	125.45
<b>Town of Castle Rock</b>	<b>35.53</b>
Cherry Creek Basin	14.94
<b>TOTAL</b>	<b>\$3,368.11</b>






Updated May 2022




Entity	Tax amount
DC School District	\$1,366.37
Maher Ranch Metro #4	1,013.93
Douglas County Gov't	577.91
DC Libraries	125.45
<b>Town of Castle Rock</b>	<b>35.53</b>
Cherry Creek Basin	14.94
Cedar Hill Cemetery	3.87
<b>TOTAL</b>	<b>\$3,138.00</b>

Sapphire Pointe – 32.5 mills



Entity	Tax amount
Villages@CR Metro #6	\$2,204.56
DC School District	1,366.37
Douglas County Gov't	577.91
DC Libraries	125.45
<b>Town of Castle Rock</b>	<b>35.53</b>
Cherry Creek Basin	14.94
<b>TOTAL</b>	<b>\$4,324.76</b>

Cobblestone Ranch – 70.664 mills



Entity	Tax amount
DC School District	\$1,366.37
Douglas County Gov't	577.91
Villages@CR Metro #7	0.00
DC Libraries	125.45
<b>Town of Castle Rock</b>	<b>35.53</b>
Cedar Hill Cemetery	3.87
<b>TOTAL</b>	<b>\$2,109.13</b>

The Woodlands – 0 mills