


JANUARY 2023 | FINANCE DEPARTMENT



Town of Castle Rock
CRgov.com/Finance

[Trish Muller](#), CPA
Finance Director



Mission

Through exceptional customer service and effective partnerships, we deliver accurate and timely financial services.

Vision

The Finance Department will provide financial solutions and services in support of the Town's vision and community objectives through: proactive education, purposeful planning, excellent communication and fiscal accountability.

How does Finance support the Town's vision and priorities?

Accounting

The Accounting Team provides financial services such as accounts payable and receivable, investments, and capital asset reporting to internal and external customers. The team ensures financial transactions are recorded in accordance with the Town's Municipal Code, Governmental Accounting Standards and in compliance with governing laws and regulations.

Budget

The Budget Team supports departments Town wide with future budgeting and financial planning to attain strategic priorities in the short and long term. The team actively monitors, analyzes and reports on Town financial activity throughout the year.

Payroll

The Payroll Team fulfills and maintains the critical role of employee compensation. Technicians responsibly process and calculate appropriate benefit and other deductions and maintain all aspects of pay. They continually learn and navigate complex federal and state payroll and tax regulations while adhering to the highest standards of confidentiality and customer service.

Revenue

The Revenue Team provides education and outstanding customer service while licensing businesses and collecting sales tax with a "home town" feel and understanding. The team works with economic development, the Downtown Development Authority and the Urban Renewal Authority to align with the Town's vision.

INOVATION

Ultimate Kronos Group (UKG)

Replacing Four Existing Systems with One Unified Solution

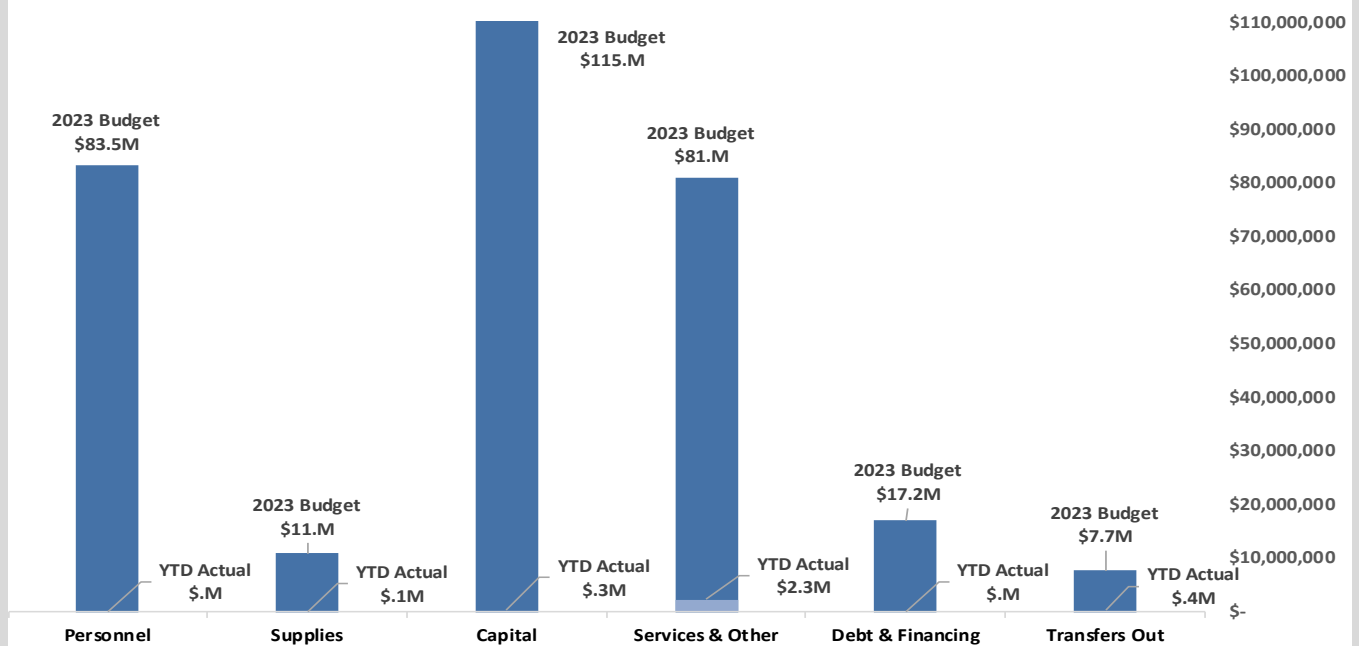
The Town's new payroll/timekeeping portal, UKG, is one part of a larger platform that will combine payroll and HR services under one system.

The new platform will eliminate duplicate data entry for the Town's Payroll and HR teams, and replace four existing solutions: Neogov, Munis HR/Self Service, Naviline Payroll and Executime.

As of Saturday, Dec. 24, 2022, UKG officially replaced Executime for Town employee's timekeeping. The HR components of the solution will be rolled out in 2023.



Preliminary Townwide expenditures by category January 2023*



*Latest full month numbers available



For more information on new Castle Rock businesses, please visit www.CRgov.com

Business licenses issued January 2023



100

Total businesses licensed in January



34

Businesses licensed in Castle Rock



28

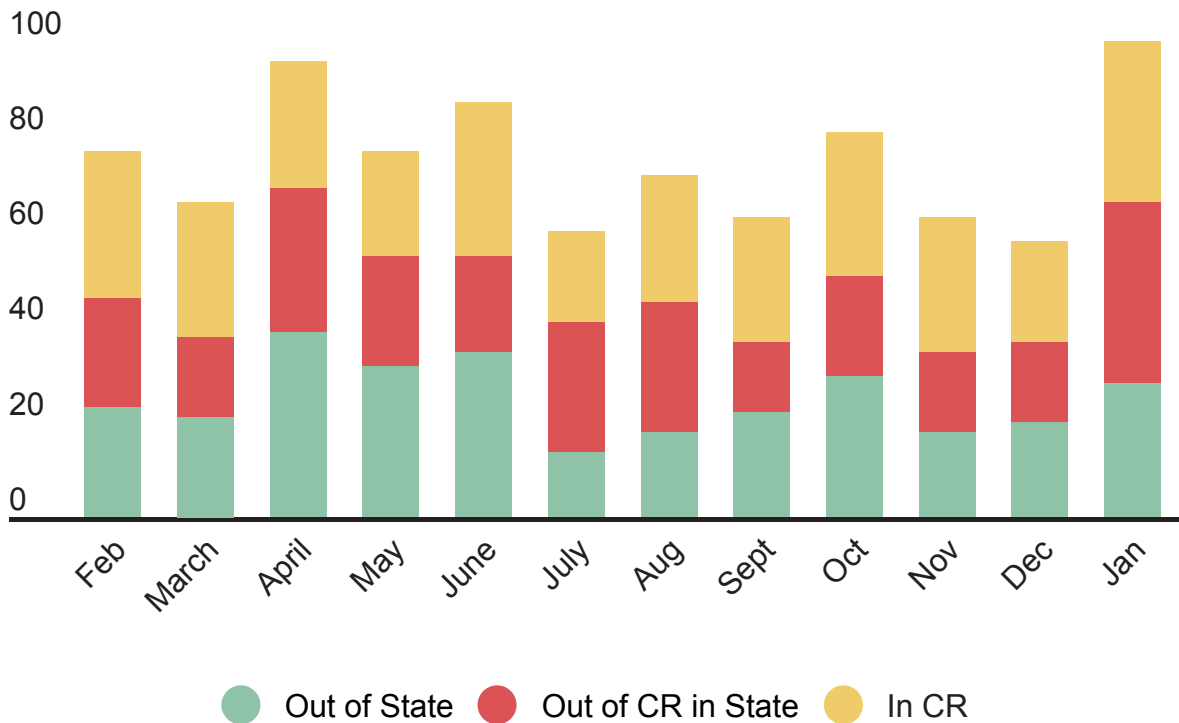
Businesses licensed out-of-state



38

Businesses licensed in CO but outside of Castle Rock

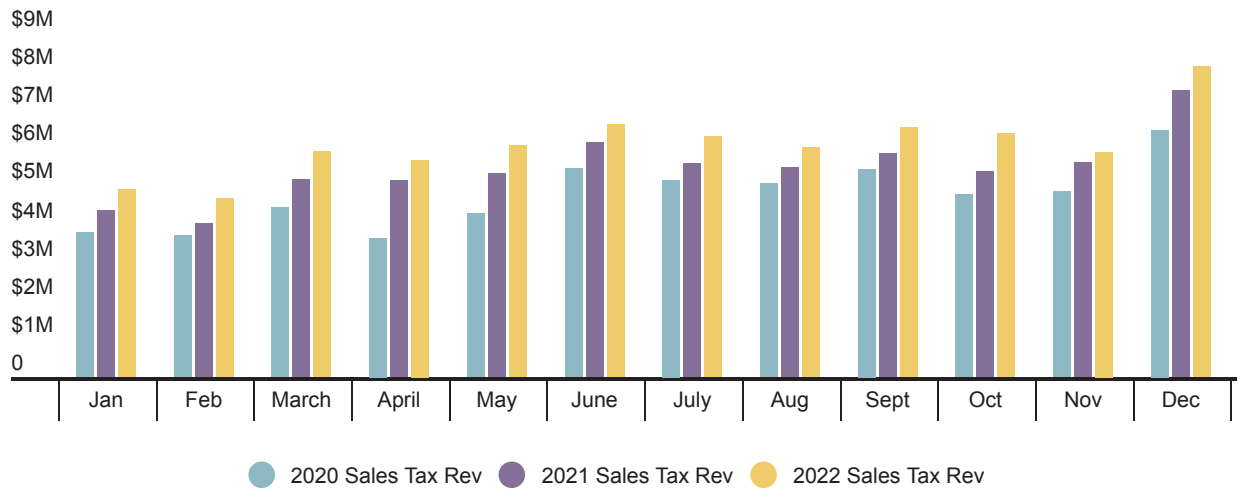
Business licenses issued per month, by area.



Businesses licensed in Castle Rock, January 2023 - Check them out!

ACE Avalos Clothing Experts LLC, DBA Apricot Lane	Women's Clothing & Accessories
Barre Thrive LLC <i>New Owners</i>	Barre Classes & Clothing
Castle Rock Wax Company LLC	Candles & Wax Melts
Crave Real Burgers <i>New Owners</i>	Full Service Restaurant
CrossFit Beaver Menace	Apparel & Memberships
DGs Woodshed	Woodworking Projects
Ecnoy & Company	Laser Engraved Gifts & Decor
Enduro Technologies LLC	Batteries
ENT Hair Designs	Cosmetology Products & Services
Fat Flower	Hemp Based Cannabinoid Oils & Topicals
Ferraro Law Firm PLLC	Legal Services
Giboo Lawn Services LLC	Lawn Mowing & Snow Removal
Gluttony & Graze	Food Sales
Hands of Gold Massage & Skin Care LLC	Massage & Skin Care Services
Hazy Dayz Gems and Jewels	Jewelry
HOJ Consulting LLC	Consulting
Home Grown	House Plants & Used Furniture
Jack Be Click <i>New Owner</i>	Computers & Computer Repair
Jasmine's House Decorating	House Repair & Maintenance Services
Jonathan Sturm	Medical Services provide in Patients Homes
Le & Bee LLC	Florals
Perspire Sauna Studio Castle Rock	Infrared Sauna Sessions
Prairie Rose Boutique, LLC	Clothing, Jewelry & Accessories
Quality Xeriscaping, Inc.	Landscaping
Simply Defiant LLC	Clothing
Simply Styled LLC	Interior Design Services & Products
Summit Leader Group LLC	Organize Conferences, Held Offsite or Online
Sunset Stone LLC <i>New Owner</i>	Precast Manufactured Stone & Installation
Suspenseful Arts LLC	Services & Film
Sweet Smiles Dental Design PLLC	Dental Services
The Auto Club Group <i>New Owner</i>	Travel Related Items
The Pokémon Company International Inc.	Vending Machine Selling Pokemon Cards
Uri Maid	House Cleaning
Your "HYPE GIRL", Rachel! LLC	Marketing & Strategies Training

REVENUE



As sales tax returns are due 20 days after the end of the month, this report shows the prior month's revenue.

Communicating results

Sales tax collections for December were up 8.1 percent from the previous year's month, or up \$607,631 compared to December 2021. Year-to-date (YTD) collections are up 11.4 percent compared to the same time frame in 2021. Staff will continue to monitor this very important revenue stream for the Town and inform as needed.



DEC	Gross Sales Tax Collections	Town Audit Revenue and Amounts Collected on Behalf of Others	Net Collections
2021	\$7,503,892	\$345,588	\$7,158,304
2022	\$8,111,523	\$353,316	\$7,758,207
Dollar +/-	\$607,631	\$7,728	\$599,903
Percent Change	8.1%	2.2%	8.4%
YTD	Gross Sales Tax Collections	Town Audit Revenue and Amounts Collected on Behalf of Others	Net Collections
2021 YTD	\$65,689,210	\$3,525,450	\$62,163,760
2022 YTD	\$73,173,916	\$4,931,741	\$68,242,175
Dollar +/-	\$7,484,706	\$1,406,291	\$6,078,415
Percent Change	11.4%	39.9%	9.8%

Supporting fiscal accountability



\$65,516

Collected from delinquent accounts in January for the month of November.



\$650,186

Year-to-date delinquent account collections



114

Audits in process



\$0

Audit revenue collected for the month of December