

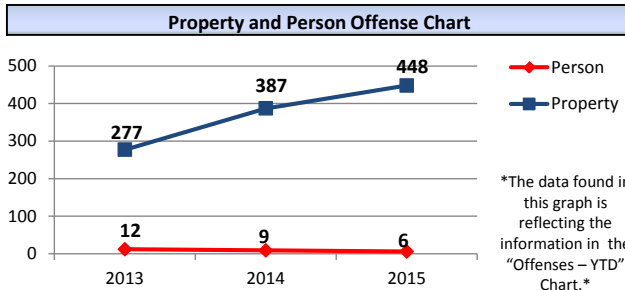
DASHBOARD STATISTICS

APRIL 2015

Traffic Enforcement					
TRAFFIC TYPE	15-Apr	2015 YTD	2014 YTD	% change from 2014 - 2015	2013 YTD
DUI	17	47	43	9%	45
Seat Belt	4	4	2	0%	1
Child Restraint	1	1	0	0%	1
Total	22	52	45	16%	47

Traffic Crashes - YTD Comparison					
ACCIDENT TYPE	15-Apr	2015 YTD	2014 YTD	% change from 2014 - 2015	2013 YTD
Accident-Total	80	373	301	24%	273
Non-Injury	62	282	206	37%	211
Injury	6	19	12	58%	9
Fatality	0	0	1	-100%	1
Private Prop	12	72	82	-12%	52
Counter Reports	5	37	23	61%	45
Traffic Unit (TU)	36	158	98	61%	65
Report % by TU	45%	42%	33%	27%	24%

Please note: Counter reports are included in the accident (non-injury, injury, fatality and private property) data totals. *These counter reports are only displayed to account for those reports not taken by patrol or traffic.*



Response Times					
Priority	15-Apr	2015 YTD	2014 YTD	% change from 2014 - 2015	2013 YTD
Priority 1	5:22	5:55	5:14	13%	5:29
Priority 2	5:01	5:32	4:46	16%	5:55

Damaged Property					
Property	15-Apr	2015 YTD	2014 YTD	% change from 2014 - 2015	2013 YTD
Private Property	35	109	77	42%	77
Public Property	6	8	8	0%	2

Offenses - YTD					
CRIME OFFENSE	15-Apr	2015 YTD	2014 YTD	% change from 2014 - 2015	2013 YTD
Person Crimes					
Aggravated Assault	2	6	9	-33%	12
Homicide	0	0	0	0%	0
Property Crimes					
Burglary	4	23	25	-8%	27
Fraud	47	137	92	49%	65
Motor Vehicle Theft	2	13	9	44%	12
Robbery	0	0	0	0%	4
Theft	91	275	261	5%	169
TOTAL CRIMES	146	454	396	15%	289

Note: Sex Offenses are not included in the data.

Commercial Alarms			
15-Apr	2015 YTD	2014 YTD	% change from 2014 - 2015
44	227	261	-13%

DEPARTMENT DIVISIONS

- « Administration
- « Investigations
- « Patrol
- « Special Operations
- « Support Services



From the desk of the Crime Analyst

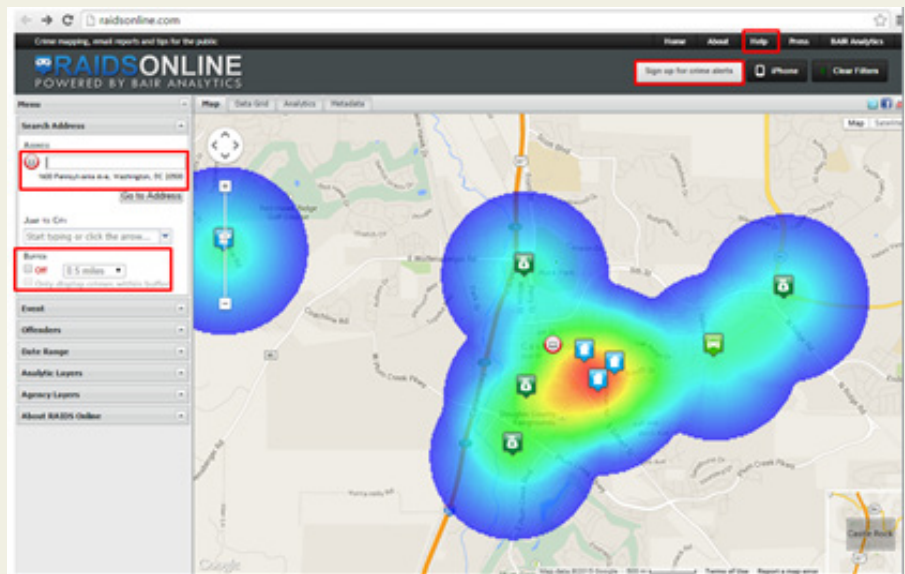
CRIME MAPPING WITH RAIDS ONLINE

RAIDS Online - Did you know you have the ability to see crime occurring near your home, work or school? Castle Rock Police Department offers RAIDS Online, which is a public crime map at no cost to the police department or the citizens.

You can find RAIDS Online at www.raidsonline.com and the "help" button on the upper right side of the screen will give you a full tutorial.

With RAIDS Online you can filter for specific crimes, create a buffer to only see crimes within that buffer and receive crime alerts via email to let you know what is occurring around an address of your choice.

If you follow the link below, you will have the ability to go directly to Castle Rock's data on the map.



<http://www.raidsonline.com/?address=castlerock,co>

LIQUOR ENFORCEMENT

Liquor code inspections were conducted at 10 Castle Rock businesses in April. Minor violations were noted at two of the businesses.



PROPERTY & EVIDENCE STATISTICS

INTAKE TYPE	APRIL	2015 YTD
Evidence	253	1,018
Safekeeping	2	6
Unclaimed	3	25
Destruction	0	0
INTAKE TOTAL	258	1049
DISPOSED TOTAL	22	89
<i>Difference</i>	+236	+960

Lost and Found Property may be viewed under the **QUICK LINKS** area on the Police webpage of the Town's website: CRgov.com/Police.

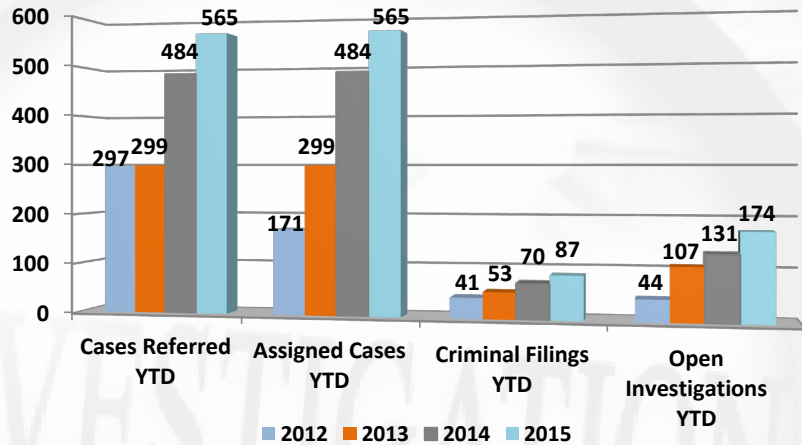


DETECTIVE UNIT

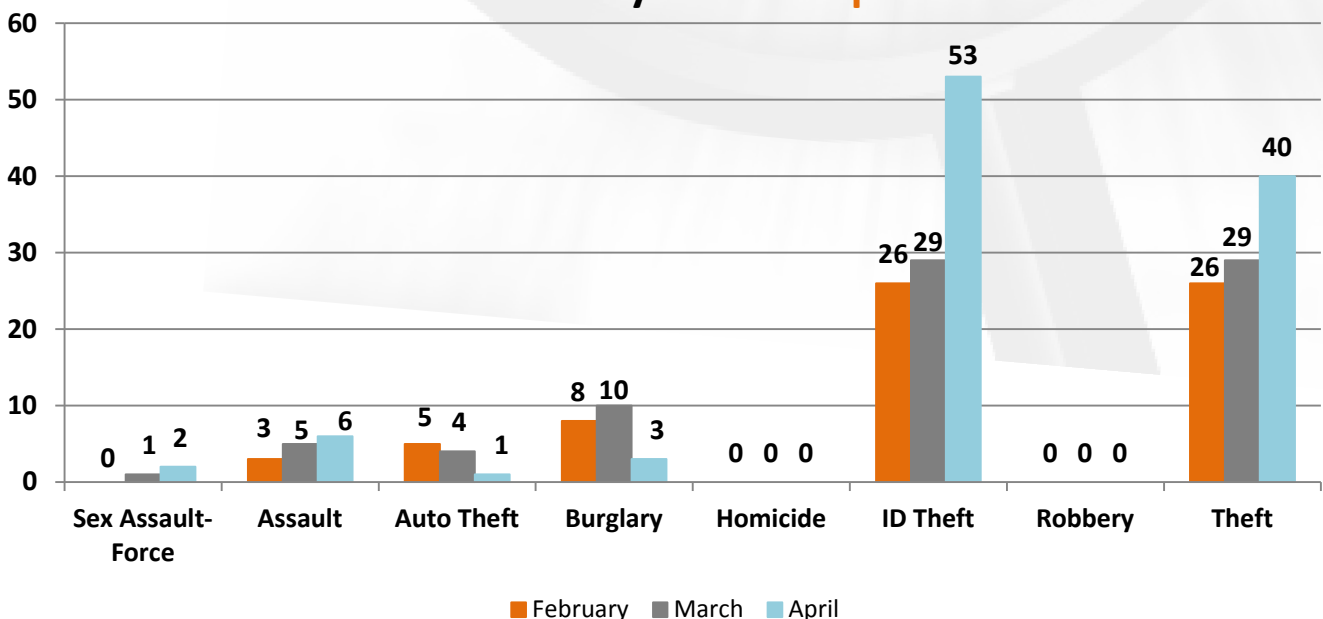
Castle Rock residents experienced a large increase in Identity Theft during the month of April. Much of the increase stems from residents who filed Federal Income Tax returns only to find out that their social security number had already been used to file a fraudulent return. The social security numbers are often obtained through large security breaches of computer networks. In addition to reporting these crimes to the Castle Rock Police Department, residents will need to file [IRS Form 14039](#), Identity Theft Affidavit.

A resident of Colstrip, Montana, wrote to thank Evidence Technician Susan Doerhoff and Detective Tom Dickinson for their efforts in locating her and returning a large amount of property she lost while traveling through Castle Rock. Three large plastic containers, tools and a laptop were located on April 9th near I-25 and Founders Parkway. The owner had been staying in a Castle Rock hotel during her travels and was unaware that her items were missing until arriving back home in Montana. Had it not been for the efforts of Technician Doerhoff and Detective Dickinson, these items may never have been returned to their owner.

April Year-To-Date Comparison (2012 - 2015)



Crime Trend Comparison (3-month) February 2014 to April 2015





INVESTIGATIONS DIVISION

Clearance Rates Comparison for APRIL
(2013-2015)



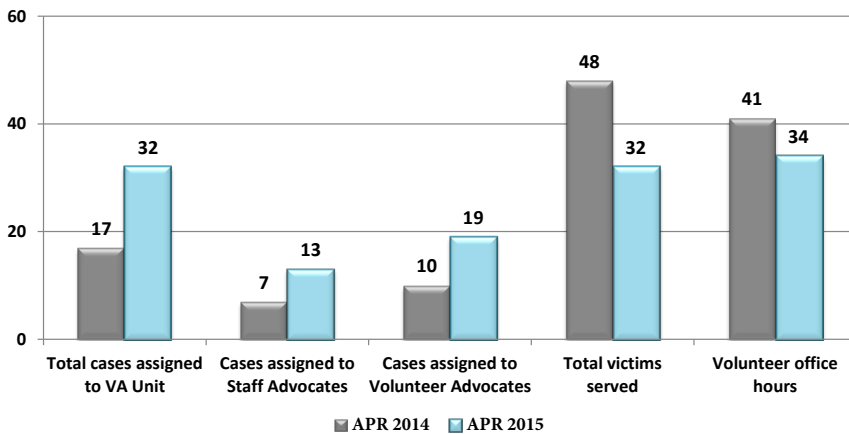
VICTIMS ASSISTANCE UNIT

On April 2, 2015, members of the Colorado Housing and Finance Authority, Colorado Division of Housing, local investors and many other partners gathered to celebrate the grand opening of Auburn Ridge - a new 90 unit affordable housing development for seniors 55 years old and older.

to provide resources to those individuals they work with in the elder population. Mayor Paul Donahue was also in attendance for the ribbon cutting!

Both VAC Malezija and VA Davenport were invited to the event as liaisons of the community who are able

VA Unit April Statistics (2014/2015)





K-9 UNIT STATISTICS



Ronin

APRIL Deployments	Total
Patrol	31
Narcotics*	8
Demonstrations	2
Training Hours	55



Titan

Notes of interest: Ronin re-certified his Utah POST Narcotics Detection certificate on April 29, 2015.

CRPD hosted a multi-jurisdictional K-9 training involving Lakewood, Littleton and Lincoln County K-9 units.

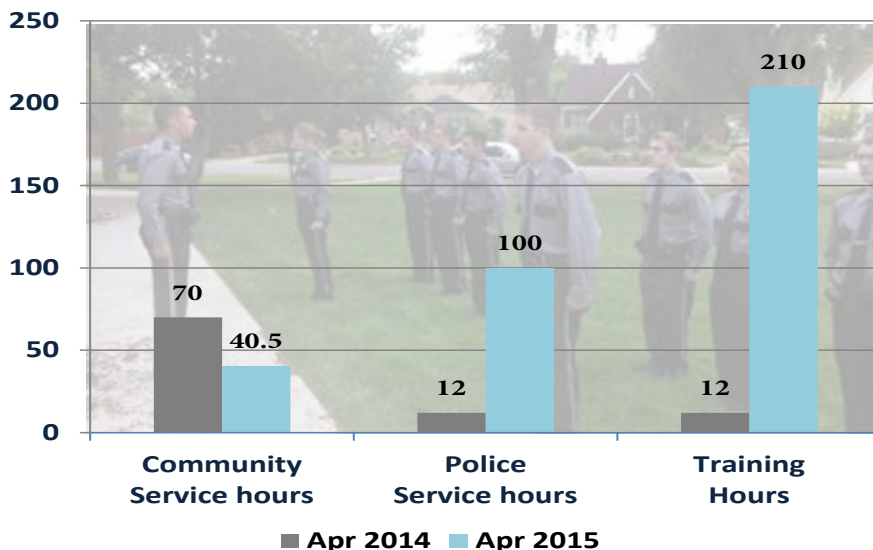
EXPLORER UNIT

(APRIL 2014-2015 COMPARISON)

The Explorers' total annual hours are shown below through the month of April (year-to-date):

2015 YTD: 678.5

2014 YTD: 1,120

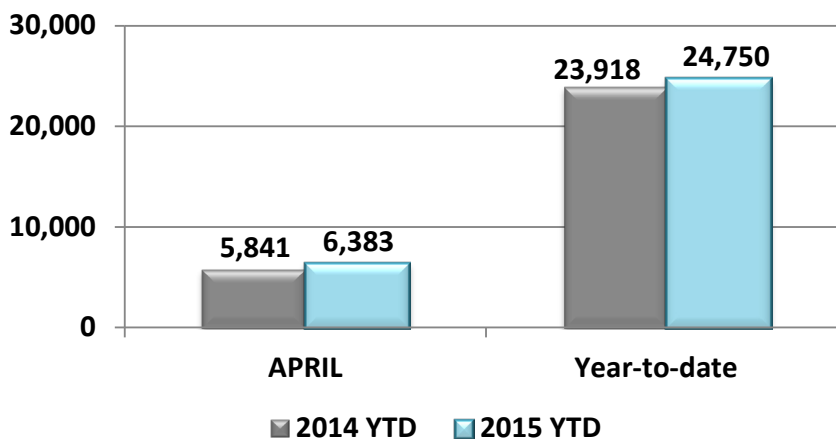


CALLS FOR SERVICE

(APRIL 2014-2015 COMPARISON)

The Police Department's Calls for Service chart (right) reflects an increase of 542 calls in April 2015 compared to April 2014. The total year-to-date calls for service increased by 832 during this same timeframe in 2014.

- 2015 YTD (24,750)
- 2014 YTD (23,918)





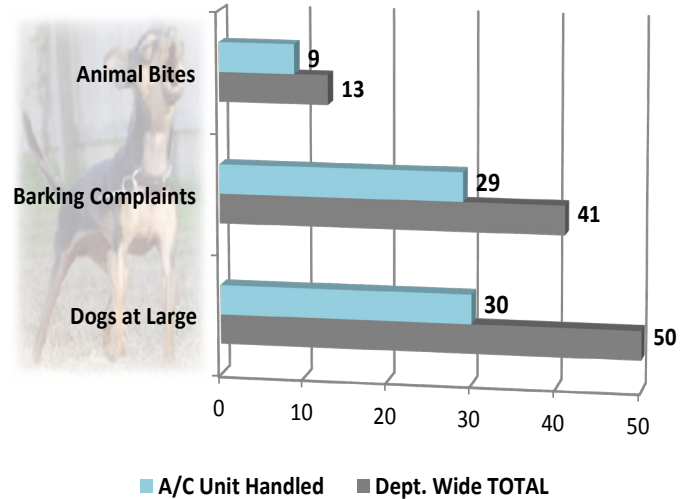
SPECIAL OPERATIONS DIVISION

ANIMAL CONTROL UNIT

CALL TYPES	2015 APR	2015 YTD	2014 YTD
Barking dog	29	89	114
Animal at large	30	100	86
Cruelty/welfare	6	27	20
Animal rescue	1	2	3
Animal disposal	1	7	3
Livestock at large	0	2	2
Wildlife	0	0	5
Snake	2	2	2
Pit Bull - calls	0	0	2
Pit Bull - evaluations	4	23	5
Pit Bull - removed*	2	2	0
Animal bites	9	25	31
Follow-up/other	47	114	98
TOTAL calls for service	129	283	371
Licensing	53	157	177
Voice messages	238	646	738

*not counted in stats

APRIL 2015 UNIT RESPONSE COMPARISON
(ANIMAL CONTROL UNIT/DEPARTMENT WIDE)



Our animal control officer handled:

- 69% percent of animal bites
- 71% percent of barking complaints
- 60% percent of dogs at large

DATA DRIVEN APPROACHES TO CRIME AND TRAFFIC SAFETY (DDACTS) STATISTICS

DDACTS AREA 1

1		APRIL 2015				
2015	Traffic Stops (Traffic Unit)	Traffic Stops (Patrol)	DDACTS Patrols	DDACTS Roadway Accidents	DDACTS Crimes by Case Reports	DDACTS DUIs
MO	106	68	38	10	15	3
YTD	316	279	112	38	47	5

*DDACTS AREA 1: Douglas County Deputies completed five (5) stops in this area.

DDACTS AREA 2

2		APRIL 2015				
2015	Traffic Stops (Traffic Unit)	Traffic Stops (Patrol)	DDACTS Patrols	DDACTS Roadway Accidents	DDACTS Crimes by Case Reports	DDACTS DUIs
MO	106	68	38	10	15	3
YTD	316	279	112	38	47	5

**DDACTS AREA 2: Douglas County Deputies completed nine (9) stops in this area.

SPECIAL OPERATIONS DIVISION

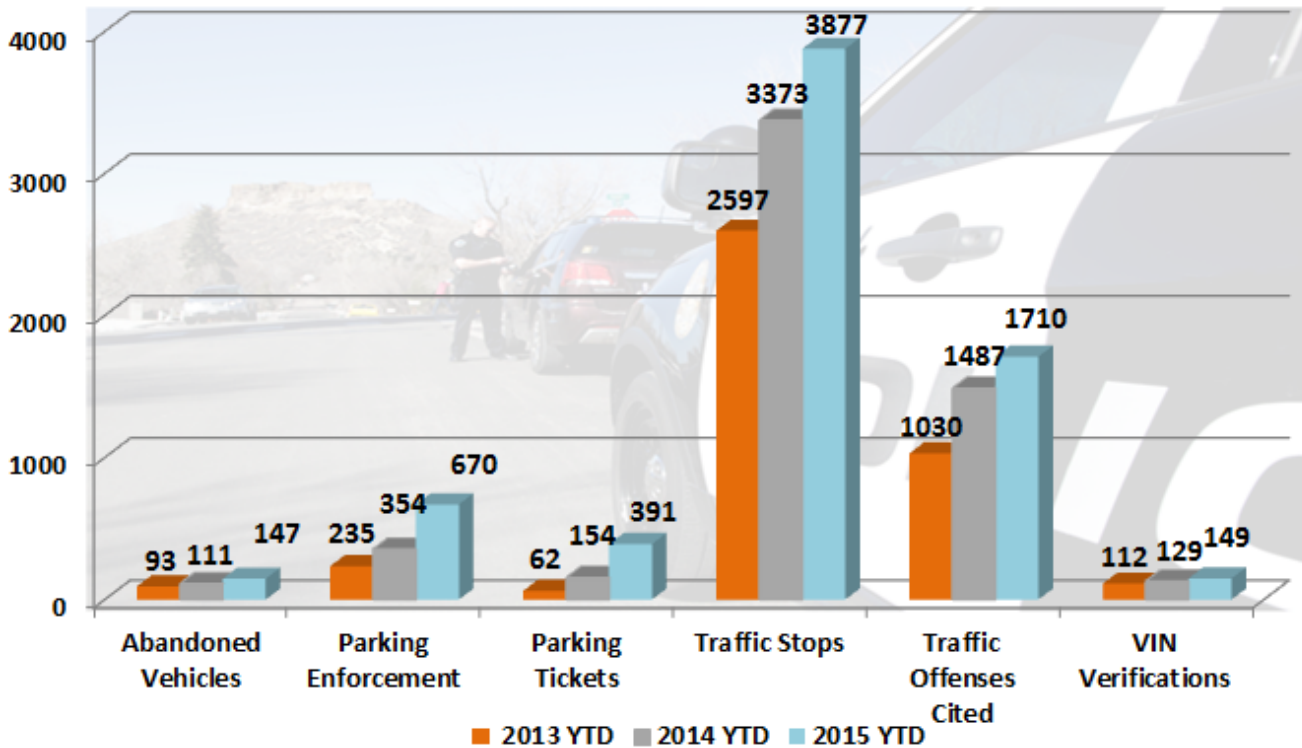


TRAFFIC SAFETY UNIT

Traffic Unit	APRIL 2015			YEAR TO DATE 2015		
CALL TYPES	Traffic Unit	Dept Total	Traffic Unit % of Dept	Traffic Unit	Dept Total	Traffic Unit % of Dept
Abandoned Vehicles	4	18	22%	78	147	53%
Parking Enforcement	27	72	38%	479	670	71%
Parking Tickets	10	34	29%	296	391	76%
Traffic Stops	297	994	30%	1423	3877	37%
Traffic Offenses Cited	205	423	48%	790	1710	46%
VIN Verifications	27	52	52%	77	149	52%

Notes of Interest for the Traffic Unit: Officer Webster was assigned to cover the Patrol Division during April due to staffing shortages. Officer Webster returned to the Traffic Unit in May.

DEPARTMENT CALL TYPES (2013-2015)
APRIL YTD




COMMUNITY SAFETY VOLUNTEER UNIT

APRIL 2015 COMMUNITY HOURS:				2015 YEAR-TO-DATE			
TOTAL HOURS	ASSISTING PATROL	TRAINING HOURS	SPECIAL EVENTS	TOTAL HOURS	ASSISTING PATROL	TRAINING HOURS	SPECIAL EVENTS
62.5	32	26.5	4	282	209	26.5	46.5



SPECIAL OPERATIONS DIVISION

OFFICERS IN SCHOOLS



SCHOOL RESOURCE & YESS OFFICERS			
APRIL Hours	APRIL School Checks	Semester Hours	Semester Students
76	2,242	236.5	6,440

SCHOOL MARSHAL OFFICERS			
APRIL Hours	APRIL School Checks	Semester Hours	Semester Checks
204.16	461	747.2	1,623

UPCOMING EVENTS

DATE	EVENT	LOCATION
May 12 (10-11 am)	Coffee with a Cop	Grange at Meadows, 3692 Meadows Blvd
May 17 (7-noon)	Tri-the-Rock race (ages 5-14)	Butterfield Park (CRgov.com/tritherock)
May 30 (6-2 pm)	Castle Rock 1/2 Marathon	Festival Park
June 16 (10-11 am)	Coffee with a Cop	Cookies & Crema, 4284 Trail Boss Dr. #100

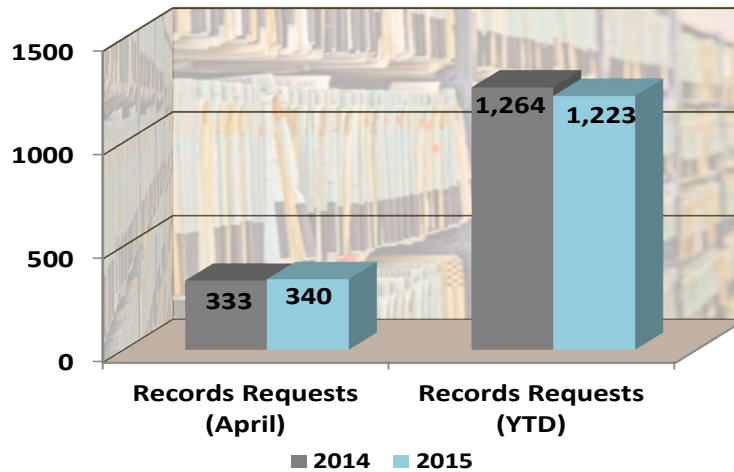
For more events and information, please visit the Town's website at: CRgov.com/Events.

SUPPORT SERVICES DIVISION

RECORDS UNIT

RECORDS REQUESTS

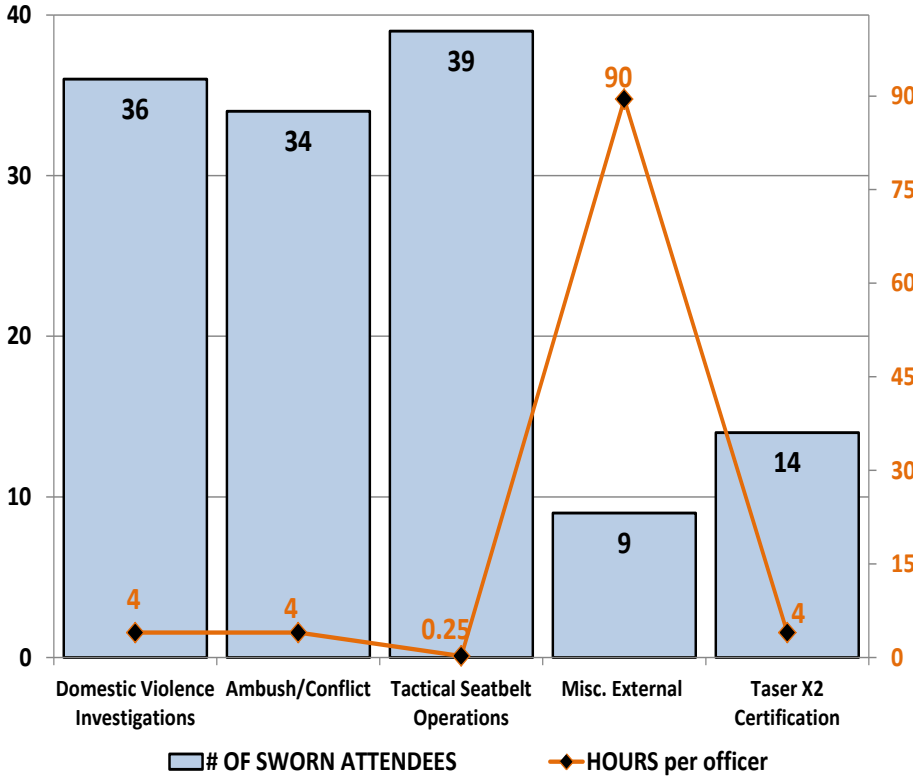
APRIL 2014-2015 COMPARISON



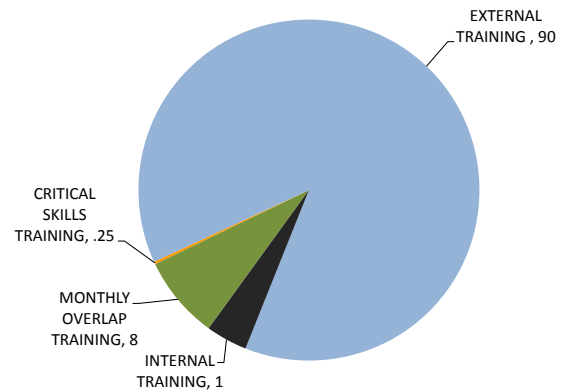


PROFESSIONAL STANDARDS & TRAINING UNIT

APRIL 2015
Training Overview




APRIL 2015
Training Hours Achieved by Category
(per employee)



COMMUNICATION UNIT

RESPONSE TIMES
APRIL 2014-2015 COMPARISON

DISPATCH UNIT will:	GOAL	ATTAINED APRIL 2015	ATTAINED April 2014
Answer 911 calls within 12 seconds or less.	90%	100%	100%
Answer non-emergency calls within 20 seconds or less.	90%	100%	100%
Assign all Priority 1 calls within 2 minutes of receipt.	2:00	1:17	1:18



Town of Castle Rock
POLICE DEPARTMENT
100 Perry Street
Castle Rock, CO 80104

Phone: 303.663.6100
Fax: 303.663.6105
Email: police@CRgov.com
Tip Line: 720.733.3517
Emergency: 911
CRgov.com/Police

MISSION

The Castle Rock Police Department is dedicated to excellence through community safety, innovation, and public trust. Our goal is to provide for the safety and welfare of both the citizens and visitors of the Town of Castle Rock utilizing effective community-policing philosophies, including crime prevention, traffic enforcement, criminal investigation, crime-analysis and community involvement.

VISION

We are committed to partnering with the community to improve the quality of life, prevent and reduce crime, and provide excellence in police service.

So grateful...

We are so grateful for the help and time spent by Officer Webster...This email does not begin to tell you how appreciative we are for this officer's time with us, and I hope you will express our gratitude to him.

Terri
4/17/15

Many Thanks!

On Tuesday, April 21, 2015, Officers Morrissey and Hanners attended our "Coffee with a Cop" event,

held at our satellite campus. They represented your department very well, fielding questions about local safety concerns and putting a friendly

"You may take pride in their contribution"

face to the name of your agency...You may take pride in their contribution to this community outreach event.

Chief Morris
4/30/15



**G
o
o
d
i
e

G
r
a
m
s**



* Excellence * Dedication * Service