

# About this information

These maps compare what residents in Castle Rock's various metro districts pay in annual property tax. (Property tax usually is paid as part of one's mortgage payment.) A metro district is a taxing entity separate from the Town of Castle Rock that exists primarily to finance public improvements that benefit property owners in the district.

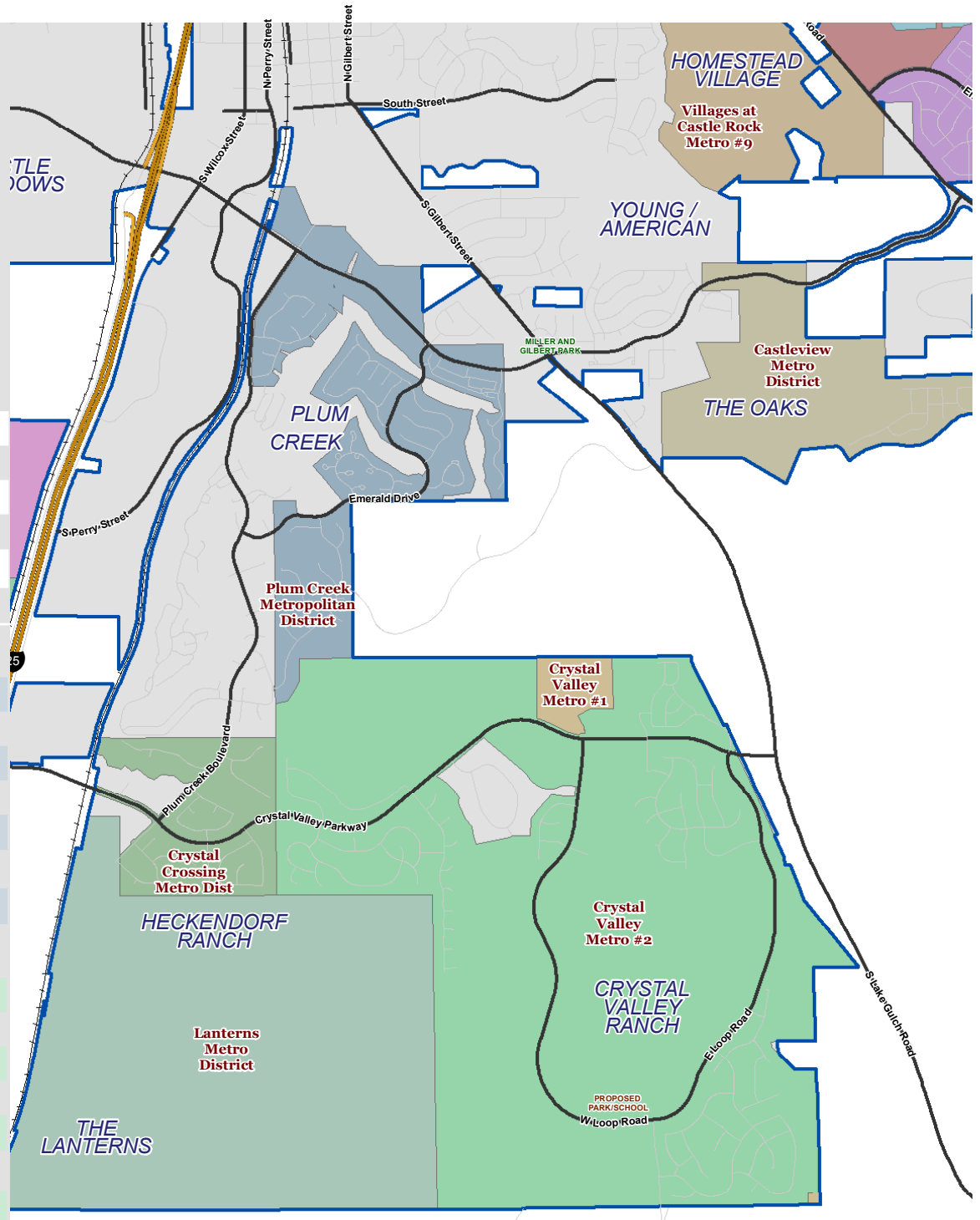
Some taxing districts are common to most Castle Rock property owners – those are listed on the table to the right.

Tax amounts are based upon Castle Rock's median home value, per May 2017 Douglas County Community Development Department data, which is \$373,254. (This means that half of the homes in Castle Rock are valued below \$373,254, and half are valued above that amount.) Douglas County's current assessment percentage is 7.20 percent, or \$26,874 on a home valued at \$373,254.

Taxing entity	Mill levy
DC School District	38.996 mills
Douglas County Gov't	19.774 mills
DC Libraries	4.021 mills
<b>Town of Castle Rock</b>	<b>1.330 mills</b>
Cherry Creek Basin	0.453 mills
Cedar Hill Cemetery	0.148 mills

Entity	Tax amount
DC School District	\$1,047.98
Douglas County Gov't	531.41
DC Libraries	108.06
<b>Town of Castle Rock</b>	<b>35.74</b>
Cedar Hill Cemetery	3.98
Plum Creek Metro	0.00
<b>TOTAL</b>	<b>\$1,727.17</b>

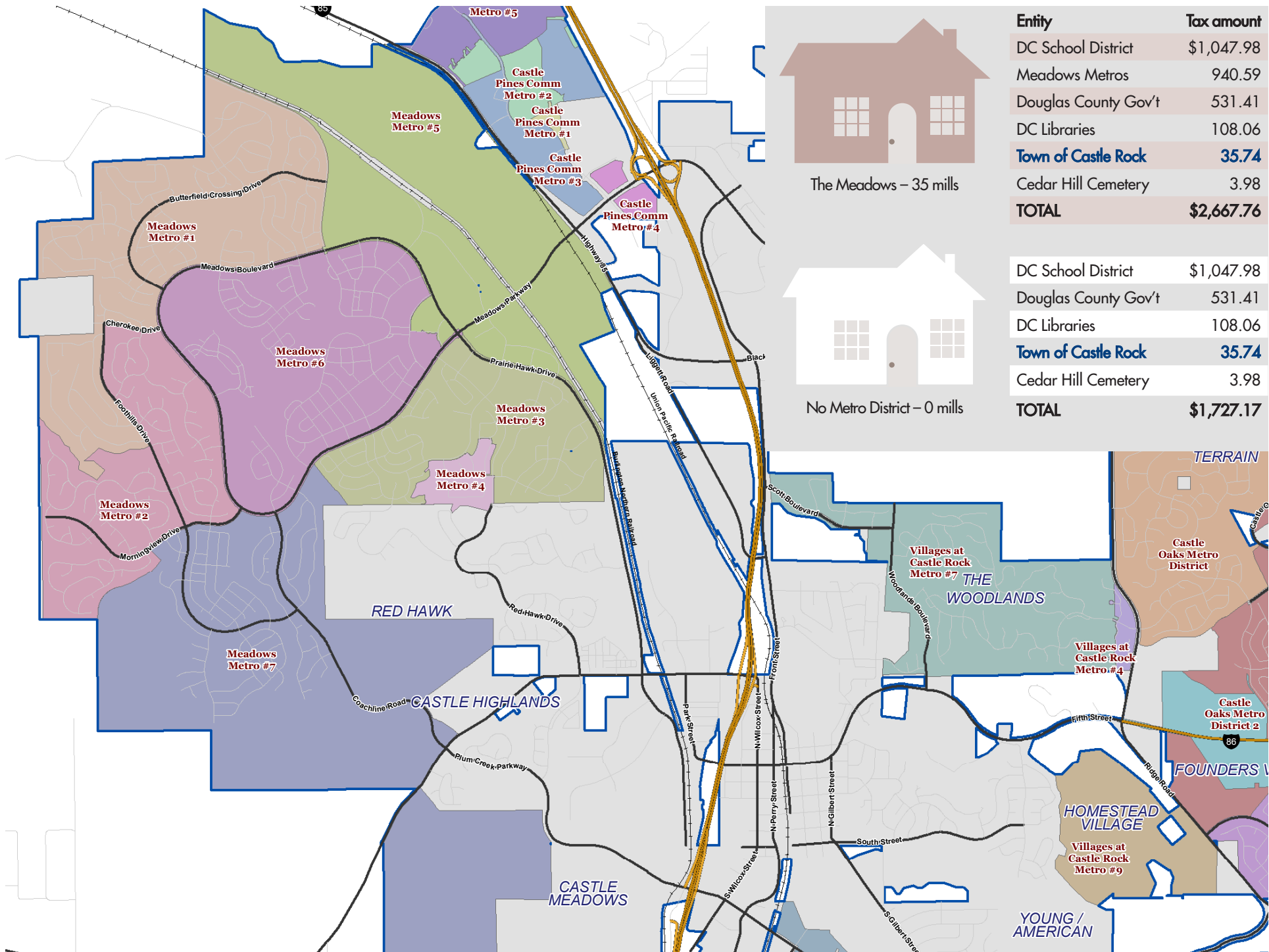
Crystal Valley Metro #2	\$1,620.07
DC School District	1,047.98
Douglas County Gov't	531.41
DC Libraries	108.06
<b>Town of Castle Rock</b>	<b>35.74</b>
Cedar Hill Cemetery	3.98
<b>TOTAL</b>	<b>\$3,347.24</b>



Plum Creek – 0 mills



Crystal Valley – 60.284 mills



The Meadows – 35 mills



No Metro District – 0 mills

Entity	Tax amount
DC School District	\$1,047.98
Meadows Metros	940.59
Douglas County Gov't	531.41
DC Libraries	108.06
<b>Town of Castle Rock</b>	<b>35.74</b>
Cedar Hill Cemetery	3.98
<b>TOTAL</b>	<b>\$2,667.76</b>

DC School District	\$1,047.98
Douglas County Gov't	531.41
DC Libraries	108.06
<b>Town of Castle Rock</b>	<b>35.74</b>
Cedar Hill Cemetery	3.98
<b>TOTAL</b>	<b>\$1,727.17</b>



Castle Oaks/Terrain – 55.277 mills

Entity	Tax amount
Castle Oaks Metro	\$1,485.51
DC School District	1,047.98
Douglas County Gov't	531.41
DC Libraries	108.06
<b>Town of Castle Rock</b>	<b>35.74</b>
Cherry Creek Basin	12.17
Cedar Hill Cemetery	3.98
<b>TOTAL</b>	<b>\$3,224.85</b>



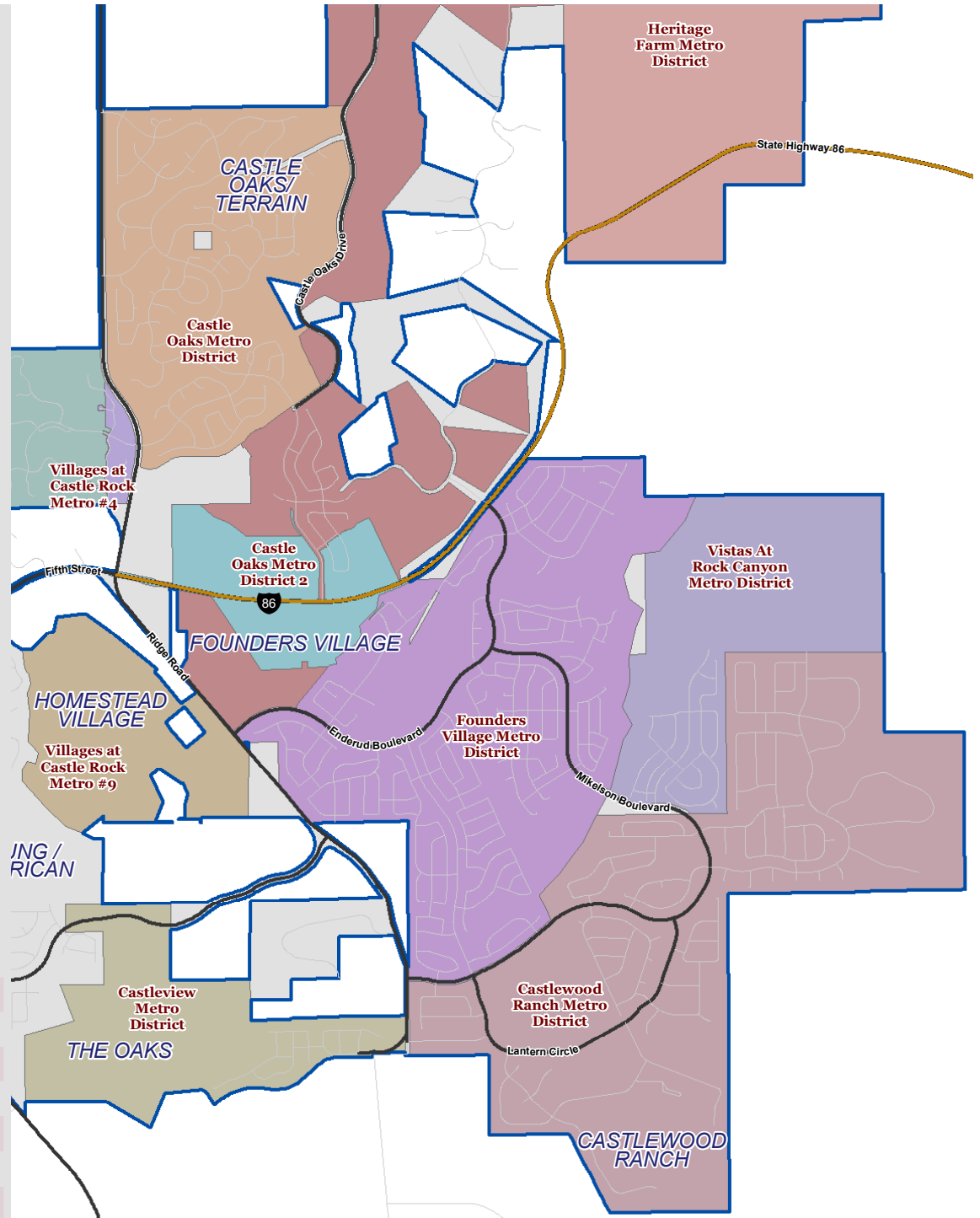
Founders Village – 87.314 mills

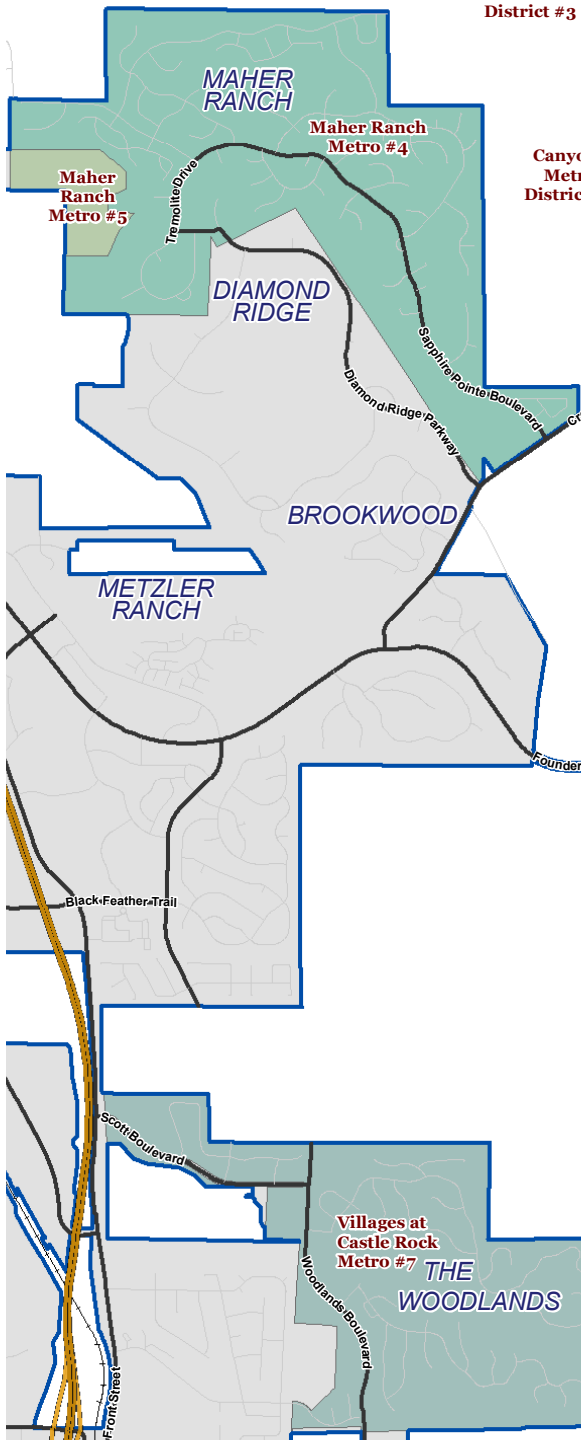
Entity	Tax amount
Founders Village Metro	\$2,346.48
DC School District	1,047.98
Douglas County Gov't	531.41
DC Libraries	108.06
<b>Town of Castle Rock</b>	<b>35.74</b>
Cherry Creek Basin	12.17
Cedar Hill Cemetery	3.98
<b>TOTAL</b>	<b>\$4,085.82</b>



Castlewood Ranch – 40 mills

Entity	Tax amount
Castlewood Ranch Metro	\$1,074.96
DC School District	1,047.98
Douglas County Gov't	531.41
DC Libraries	108.06
<b>Town of Castle Rock</b>	<b>35.74</b>
Cherry Creek Basin	12.17
<b>TOTAL</b>	<b>\$2,810.32</b>





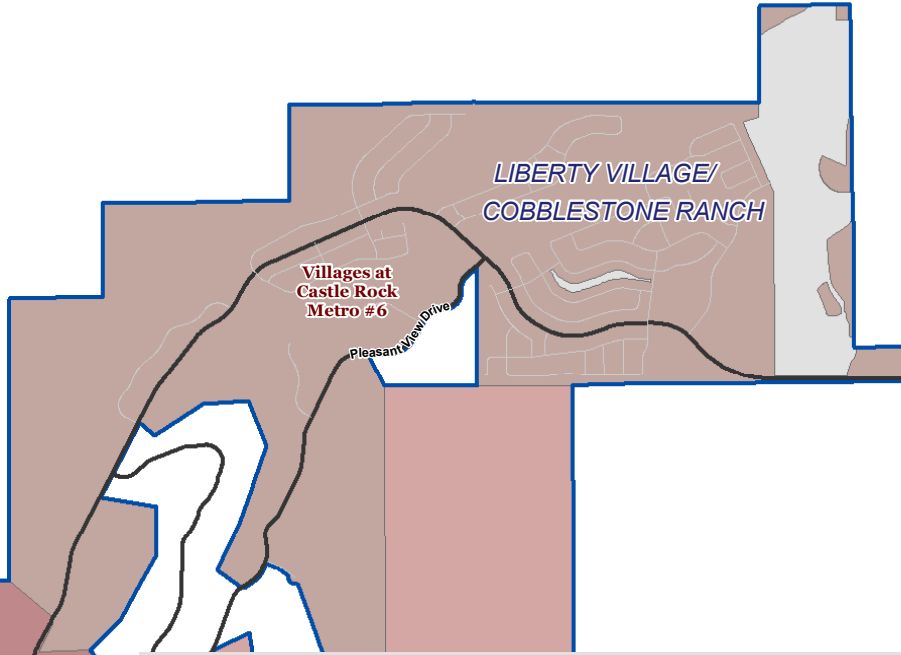
District #3

Canyo Metr District



Sapphire Pointe – 35.5 mills

Entity	Tax amount
DC School District	\$1,047.98
MaHer Ranch Metro	954.03
Douglas County Gov't	531.41
DC Libraries	108.06
<b>Town of Castle Rock</b>	<b>35.74</b>
Cherry Creek Basin	12.17
Cedar Hill Cemetery	3.98
<b>TOTAL</b>	<b>\$2,693.37</b>



Castle Oaks Metro District 3



Cobblestone Ranch – 76.332 mills

Entity	Tax amount
Villages@CR Metro #6	\$2,051.35
DC School District	1,047.98
Douglas County Gov't	531.41
DC Libraries	108.06
<b>Town of Castle Rock</b>	<b>35.74</b>
Cherry Creek Basin	12.17
Cedar Hill Cemetery	3.98
<b>TOTAL</b>	<b>\$3,790.69</b>



The Woodlands – 15.695 mills

DC School District	\$1,047.98
Douglas County Gov't	531.41
Villages@CR Metro #7	421.79
DC Libraries	108.06
<b>Town of Castle Rock</b>	<b>35.74</b>
Cedar Hill Cemetery	3.98
<b>TOTAL</b>	<b>\$2,148.96</b>