





DOUGLAS COUNTY CDBG TARGET AREAS



0 8,750 17,500 35,000
Feet

-  Incorporated Areas
-  CDBG Target Areas
-  2010 Census Block Groups
-  Major Roads

*SOURCE: AMERICAN COMMUNITY SURVEY 5-YEAR ESTIMATES 2006-2010 LOW AND MODERATE INCOME SUMMARY DATA

*NOTE: DOUGLAS COUNTY IS SUBJECT TO THE UPPER QUARTILE EXCEPTION CRITERIA. THE LOW-MOD PERCENTAGE IS 25.37%.
PREPARED BY DOUGLAS COUNTY DEPARTMENT OF COMMUNITY DEVELOPMENT