


# MARCH 2022 | FINANCE DEPARTMENT



Town of Castle Rock  
[CRgov.com/Finance](http://CRgov.com/Finance)

[Trish Muller](#), CPA  
Finance Director



## Mission

Through exceptional customer service and effective partnerships, we deliver accurate and timely financial services.

## Vision

The Finance Department will provide financial solutions and services in support of the Town's vision and community objectives through: proactive education, purposeful planning, excellent communication and fiscal accountability.

## How does Finance support the Town's vision and priorities?

### Accounting

The Accounting Team provides financial services such as accounts payable and receivable, investments, and capital asset reporting to internal and external customers. The team ensures financial transactions are recorded in accordance with the Town's Municipal Code, Governmental Accounting Standards and in compliance with governing laws and regulations.

### Budget

The Budget Team supports departments Town wide with future budgeting and financial planning to attain strategic priorities in the short and long term. The team actively monitors, analyzes and reports on Town financial activity throughout the year.

### Payroll

The Payroll Team fulfills and maintains the critical role of employee compensation. Technicians responsibly process and calculate appropriate benefit and other deductions and maintain all aspects of pay. They continually learn and navigate complex federal and state payroll and tax regulations while adhering to the highest standards of confidentiality and customer service.

### Revenue

The Revenue Team provides education and outstanding customer service while licensing businesses and collecting sales tax with a "home town" feel and understanding. The team works with economic development, the Downtown Development Authority and the Urban Renewal Authority to align with the Town's vision.

## TOWN COUNCIL

**April 19, 2022**

**Update/Presentation:**

2022 Capital Carryforward for ongoing Capital Projects

**Ordinance (First Reading):**

First Amendment to the 2022 Budget, Making Supplemental Appropriations for 2022 and Authorizing Changes for Year 2022

**May 3, 2022**

**Ordinance (Second Reading):**

First Amendment to the 2022 Budget, Making Supplemental Appropriations for 2022 and Authorizing Changes for Year 2022

## NON-PROFIT

### Council Community Grant Program

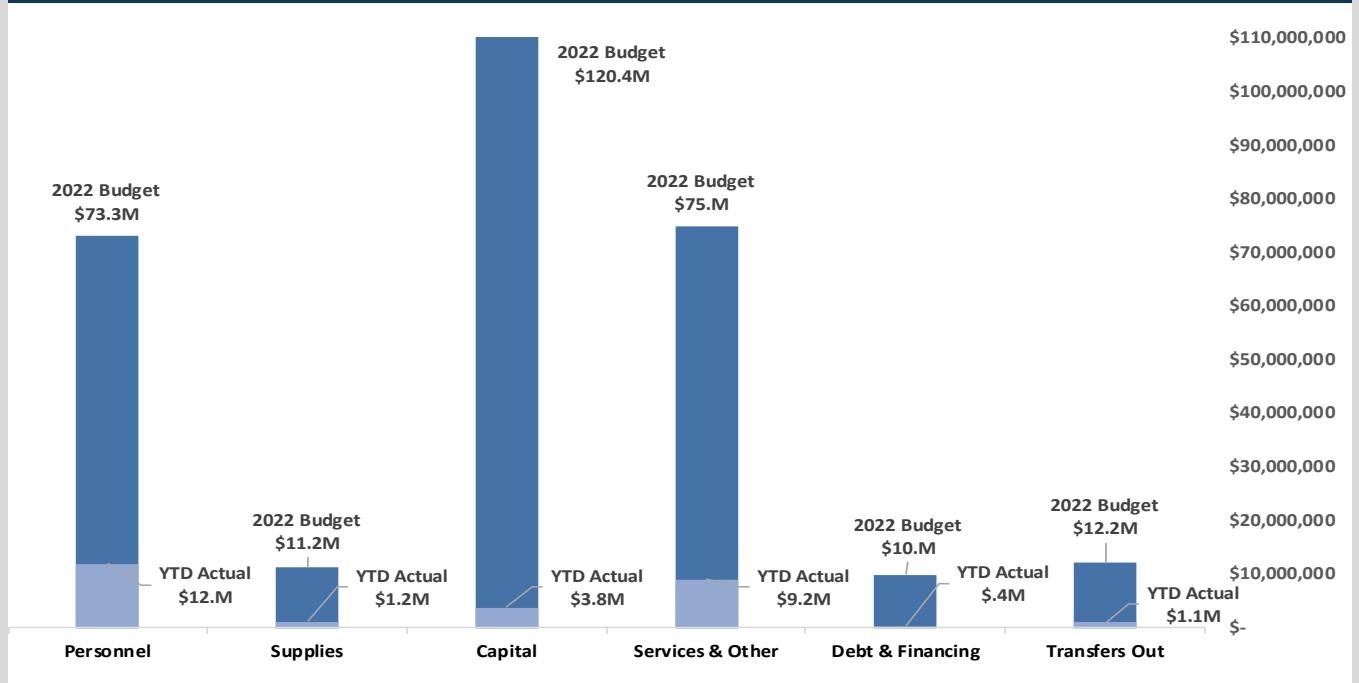
Congratulations to the following non-profit organizations who applied for and were awarded funds for the 2022 1st Quarter Council Community Grant Program:

**Douglas County High School:** Funds granted for After Prom, a drug and alcohol free event which provides a fun and safe alternative to students during the hours after the Prom dance.

**Lady Trailblazer:** Funds granted for the Girls' Persist program which benefits the Town's youth by advancing evidence-based efforts through an equitable STEM leadership program specific for girls 12-17 years of age. The program is designed to put problems into practice while fostering an environment for girls to thrive.

For more information on the Town's grant programs please visit [CRgov.com/Grants](http://CRgov.com/Grants).

### Preliminary Townwide expenditures by category March 2022\*



\*Latest full month numbers available



For more information on new Castle Rock businesses, please visit [www.CRgov.com](http://www.CRgov.com)

**Business licenses issued March 2022**



**66**

**Total businesses licensed in March**



**28**

**Businesses licensed in Castle Rock**



**21**

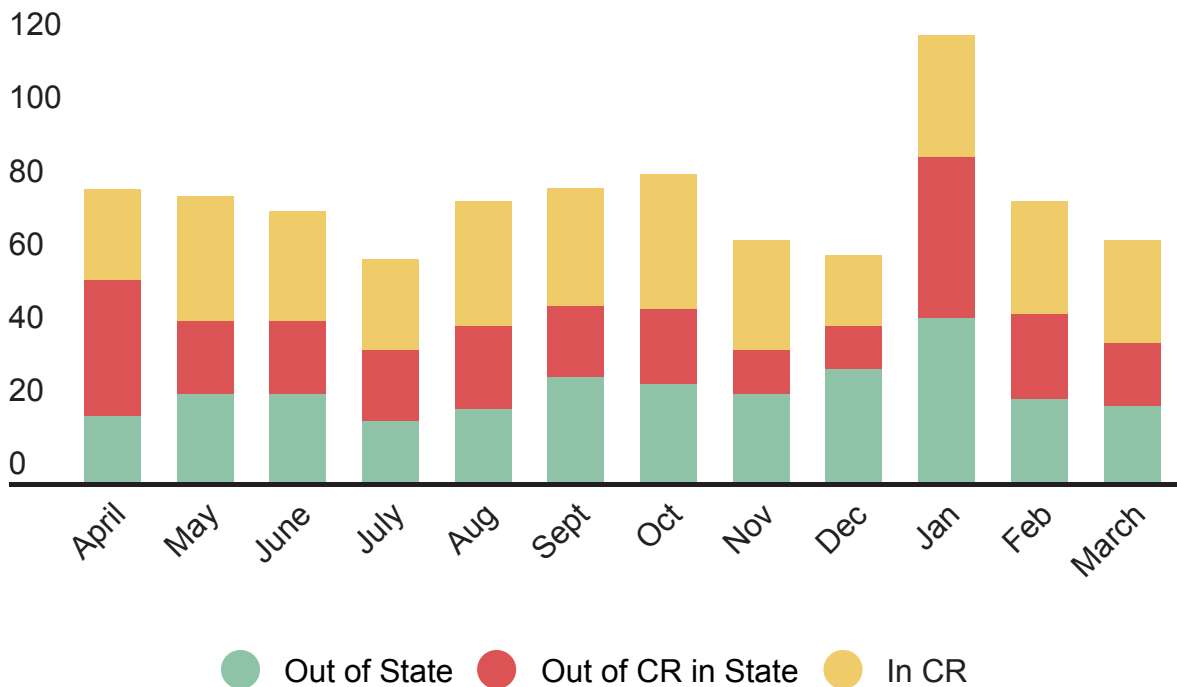
**Businesses licensed out-of-state**



**17**

**Businesses licensed in CO but outside of Castle Rock**

**Business licenses issued per month, by area.**

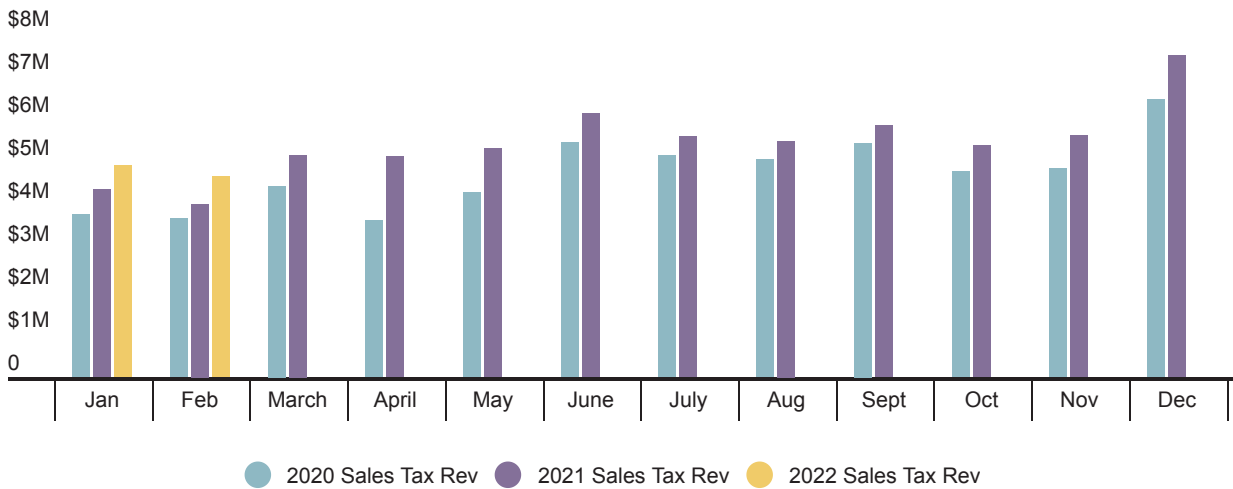


## Businesses licensed in Castle Rock, March 2022 - Check them out!

<b>12 Plumbing LLC</b>	Plumbing
<a href="#">5280 Community Waste Solutions LLC</a>	Valet Trash Collection
<b>A Sense of Balance LLC</b>	Massage Therapy in Customers Homes
<b>AE2S</b>	Use Tax Purchases
<b>AMP Up Education Services LLC</b>	Education Consulting
<a href="#">Bearded Man Coffee</a>	Coffee, Merchandise and Accessories.
<b>Blend Design Bar, Inc</b>	Interior Design Finishes
<a href="#">Blush Out West</a>	Women's Clothing and Accessories and Home Decor
<b>Butler Trading Co</b>	Tools and Electronics
<b>Coffee Sarap</b>	Coffee Sold from a Cart
<b>Deborah Smith</b>	Airbnb
<b>Destination Travel</b>	Travel Agency
<a href="#">Impact by Insight LLC</a>	Data, Analytic, and Consulting Services
<b>KJ's Cache</b>	Retail Items
<b>Kum and Go 2327</b>	Convenience Store with Fuel
<b>Los Garcia Tacos LLC</b>	Food Truck - Hispánico Based Food
<a href="#">Niagara Mohawk Solar LLC</a>	Residential and Commercial Solar
<b>Norwegian Exchange LLC</b>	General Merchandise
<a href="#">Papa John's Pizza</a> <b>New Owners</b>	Food Products
<a href="#">Press Waffle Co</a>	Waffles, Milkshakes and Coffee
<b>Rebirth Auto LLC</b>	Repairing Cars to Donate or Sell
<a href="#">Renova Infusion &amp; Comprehensive Health</a>	Direct Primary Care, IV Hydration and Coaching
<b>Smith Custom Motors LLC</b>	Vehicle Sales
<a href="#">StretchLab Castle Rock</a>	Stretching Services
<b>Tertiary Arms</b>	Internet Sales
<b>Thriving Growth Nutrition</b>	Remote Nutrition Consultations
<a href="#">Wicked Collision Center</a> <b>New Owners</b>	Auto Body and Paint
<b>Zia Mountain I</b>	Jewelry and Art



# REVENUE



As sales tax returns are due 20 days after the end of the month, this report shows the prior month's revenue.

## Communicating results

Sales tax collections for February were up 14.9 percent from the previous year's month, or up \$603,466 compared to February 2021. Year-to-date (YTD) collections are up 14.3 percent compared to the same time frame in 2021. Staff will continue to monitor this very important revenue stream for the Town and inform as needed.



FEB	Gross Sales Tax Collections	Town Audit Revenue and Amounts Collected on Behalf of Others	Net Collections
2021	\$4,045,071	\$274,859	\$3,770,212
2022	\$4,648,537	\$284,996	\$4,363,541
Dollar +/-	\$603,466	\$10,137	\$593,329
Percent Change	14.9%	3.7%	15.7%

YTD	Gross Sales Tax Collections	Town Audit Revenue and Amounts Collected on Behalf of Others	Net Collections
2021 YTD	\$8,364,262	\$623,476	\$7,740,786
2022 YTD	\$9,562,621	\$637,401	\$8,925,220
Dollar +/-	\$1,198,359	\$13,925	\$1,184,434
Percent Change	14.3%	2.2%	15.3%

## Supporting fiscal accountability



**\$25,414**

Collected from delinquent accounts in March for the month of January.



**\$25,414**

Year-to-date delinquent account collections



**72**

Audits in process



**\$16,000**

Audit revenue collected for the month of February