


AUGUST 2022 | FINANCE DEPARTMENT



Town of Castle Rock
CRgov.com/Finance

[Trish Muller](#), CPA
Finance Director



Mission

Through exceptional customer service and effective partnerships, we deliver accurate and timely financial services.

Vision

The Finance Department will provide financial solutions and services in support of the Town's vision and community objectives through: proactive education, purposeful planning, excellent communication and fiscal accountability.

How does Finance support the Town's vision and priorities?

Accounting

The Accounting Team provides financial services such as accounts payable and receivable, investments, and capital asset reporting to internal and external customers. The team ensures financial transactions are recorded in accordance with the Town's Municipal Code, Governmental Accounting Standards and in compliance with governing laws and regulations.

Budget

The Budget Team supports departments Town wide with future budgeting and financial planning to attain strategic priorities in the short and long term. The team actively monitors, analyzes and reports on Town financial activity throughout the year.

Payroll

The Payroll Team fulfills and maintains the critical role of employee compensation. Technicians responsibly process and calculate appropriate benefit and other deductions and maintain all aspects of pay. They continually learn and navigate complex federal and state payroll and tax regulations while adhering to the highest standards of confidentiality and customer service.

Revenue

The Revenue Team provides education and outstanding customer service while licensing businesses and collecting sales tax with a "home town" feel and understanding. The team works with economic development, the Downtown Development Authority and the Urban Renewal Authority to align with the Town's vision.

WELCOME



The Revenue division is excited to introduce their newest team member, **Bryce Wilson, Sales Tax Auditor**. For the past 7.5 years, Bryce worked as a Staff Accountant at Lindburg, Vogel, Pierce, Faris, Chartered, an Accounting Firm out of Hutchinson, KS. He is excited to have moved to Colorado as he enjoys hunting, fishing and football.

Please stop by Revenue on the first floor to welcome Bryce to the Town.

TOWN COUNCIL

September 6, 2022

Discussion/Direction:

Introduction of the 2023 Proposed Budget

September 20, 2022

Discussion/Direction:

Third Quarter Council Community Grant Program, Four Applications

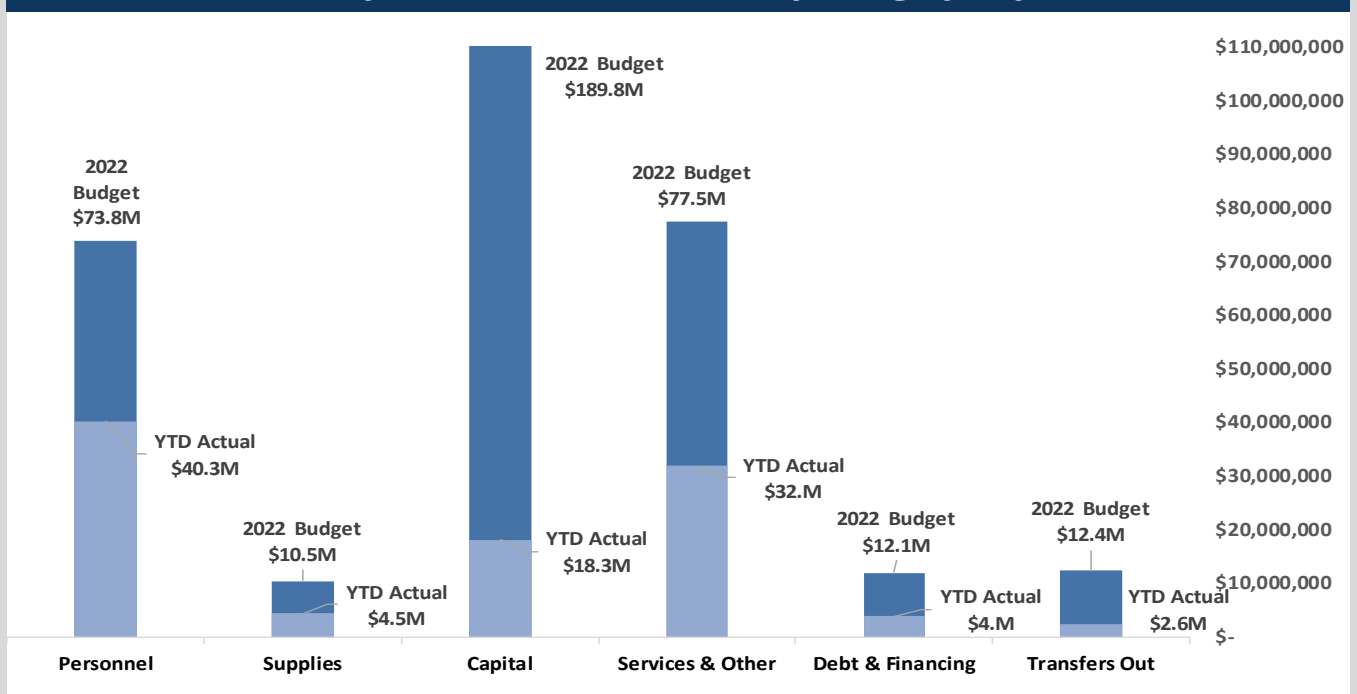
Ordinance (First Readings):

2023 Proposed Budget
Town of Castle Rock Mill Levy
DDA Mill Levy

Resolutions:

2023 Proposed Budget - BID
2023 Proposed Budget - DDA
2023 Proposed Budget/Mill Levy - GID
2023 Loan Agreement - URA

Preliminary Townwide expenditures by category July 2022*



*Latest full month numbers available



For more information on new Castle Rock businesses, please visit www.CRgov.com

Business licenses issued August 2022



72

Total businesses licensed in August



27

Businesses licensed in Castle Rock



18

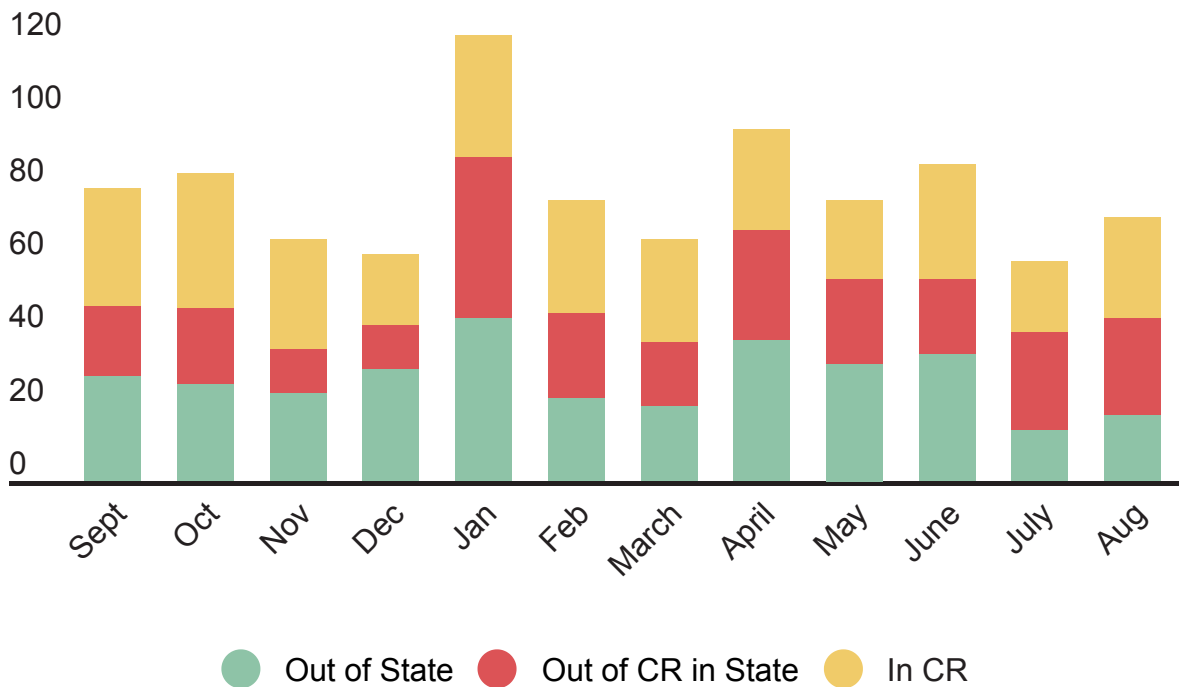
Businesses licensed out-of-state



27

Businesses licensed in CO but outside of Castle Rock

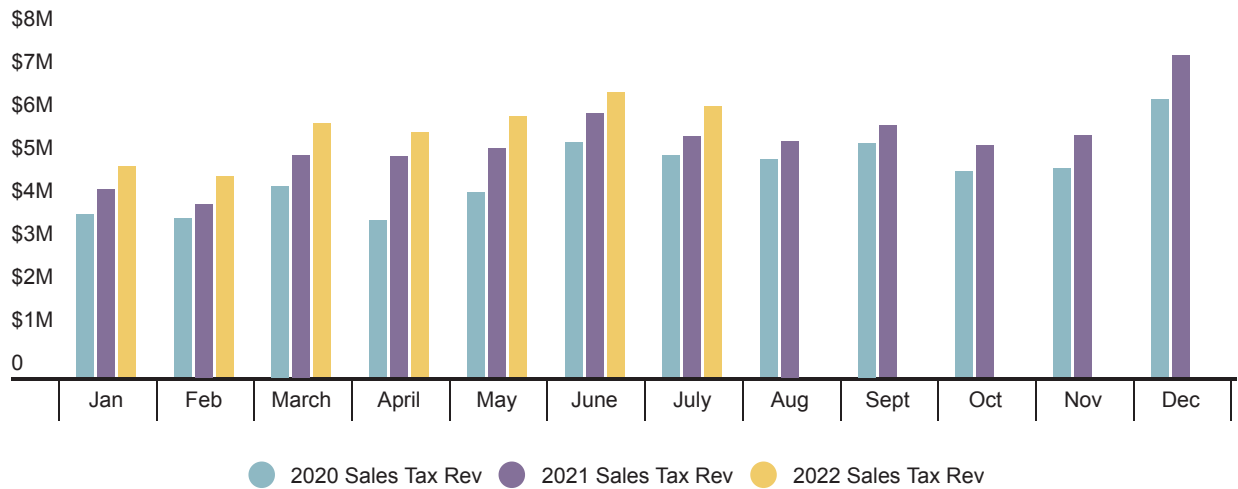
Business licenses issued per month, by area.



Businesses licensed in Castle Rock, August 2022 - Check them out!

AAA Colorado Inc	Insurance & Travel Items
Anjani, LLC	Subway Sandwiches
Art by Erma Jean	Murals, Paintings & Prints
AVECA Holdings, LLC	Short & Long Term Lodging
Blue Opus Interiors, LLC	Interior Design Blinds, Window Coverings, Furnishings & Consulting etc.
Brooke + Finn LLC	Online Children's Clothing
C+J Mining Solutions LLC	Cryptocurrency Mining & Processing Transactions
Cattitude Grooming, LLC	Cat Grooming
Crocs	Shoe & Accessories Retailer
CyndiEpps Art	Abstract Art Paintings
Five Below	Specialty Discount Store, Various Novelty
Inspire Body Contouring & Medical Aesthetics LLC	Med Spa Services & Occasional Skin Care Products
Laurens Custom Cookies	Baked Goods
Mello Ventures LLC	Books
Mymilliondollargiveaway.com	Advertising Online
Nothing Bundt Cakes	Bundt Cake & Small Retail Items
OYO Hotel of Castle Rock <i>New Owners</i>	Hotel Rooms for Lodging
Projexx LLC	Online Service for How To Do's for Homeowners
Prospector Modern Apartments	Constructing and Leasing of Apartment Homes
Rex Motors LLC	Motor Vehicles Sales
Schotime Dance Center LLC	Group Lessons for Kids, Merchandise, Private Lessons, Workshops, Costumes & Birthday Parties
Smile Stream Solutions LLC	Supplies for Orthodontists
Stiletto Communications	Marketing Consulting
Sweet Tease Cosmetics LLC	Salon Services - Cosmetic Product
True Divine Glow	Facial Treatments & Waxing
Uproot Collective	Houseplants, Coffee Beans & Coffee Supplies
Zwilling J.A. Henckels	Kitchenware

REVENUE



As sales tax returns are due 20 days after the end of the month, this report shows the prior month's revenue.

Communicating results

Sales tax collections for July were up 12.6 percent from the previous year's month, or up \$702,860 compared to July 2021. Year-to-date (YTD) collections are up 12.0 percent compared to the same time frame in 2021. Staff will continue to monitor this very important revenue stream for the Town and inform as needed.



July	Gross Sales Tax Collections	Town Audit Revenue and Amounts Collected on Behalf of Others	Net Collections
2021	\$5,578,290	\$306,230	\$5,272,060
2022	\$6,281,150	\$522,945	\$5,758,205
Dollar +/-	\$702,860	\$216,715	\$486,145
Percent Change	12.6%	70.8%	9.2%

YTD	Gross Sales Tax Collections	Town Audit Revenue and Amounts Collected on Behalf of Others	Net Collections
2021 YTD	\$35,743,207	\$2,265,905	\$33,477,302
2022 YTD	\$40,047,760	\$2,562,630	\$37,485,130
Dollar +/-	\$4,304,553	\$296,725	\$4,007,828
Percent Change	12.0%	13.1%	12.0%

Supporting fiscal accountability



\$100,326

Collected from delinquent accounts in August for the month of June.



\$350,216

Year-to-date delinquent account collections



110

Audits in process



\$201,548

Audit revenue collected for the month of July