


# FEBRUARY 2023 | FINANCE DEPARTMENT



Town of Castle Rock  
[CRgov.com/Finance](http://CRgov.com/Finance)

[Trish Muller](#), CPA  
Finance Director



## Mission

Through exceptional customer service and effective partnerships, we deliver accurate and timely financial services.

## Vision

The Finance Department will provide financial solutions and services in support of the Town's vision and community objectives through: proactive education, purposeful planning, excellent communication and fiscal accountability.

## How does Finance support the Town's vision and priorities?

### Accounting

The Accounting Team provides financial services such as accounts payable and receivable, investments, and capital asset reporting to internal and external customers.

The team ensures financial transactions are recorded in accordance with the Town's Municipal Code, Governmental Accounting Standards and in compliance with governing laws and regulations.

### Budget

The Budget Team supports departments Town wide with future budgeting and financial planning to attain strategic priorities in the short and long term. The team actively monitors, analyzes and reports on Town financial activity throughout the year.

### Payroll

The Payroll Team fulfills and maintains the critical role of employee compensation. Technicians responsibly process and calculate appropriate benefit and other deductions and maintain all aspects of pay. They continually learn and navigate complex federal and state payroll and tax regulations while adhering to the highest standards of confidentiality and customer service.

### Revenue

The Revenue Team provides education and outstanding customer service while licensing businesses and collecting sales tax with a "home town" feel and understanding. The team works with economic development, the Downtown Development Authority and the Urban Renewal Authority to align with the Town's vision.

## TOWN COUNCIL

**March 21, 2023**

**Ordinance:**

Approving Supplemental Appropriations for 2023 and the First Amendment to the 2023 Budget (First Reading)

**Update:**

2023 Capital Carryforward for ongoing Capital Projects

**Discussion/Direction:**

Applications for the 2023 First Quarter Council Community Grant Program, Four Applications

**April 4, 2023**

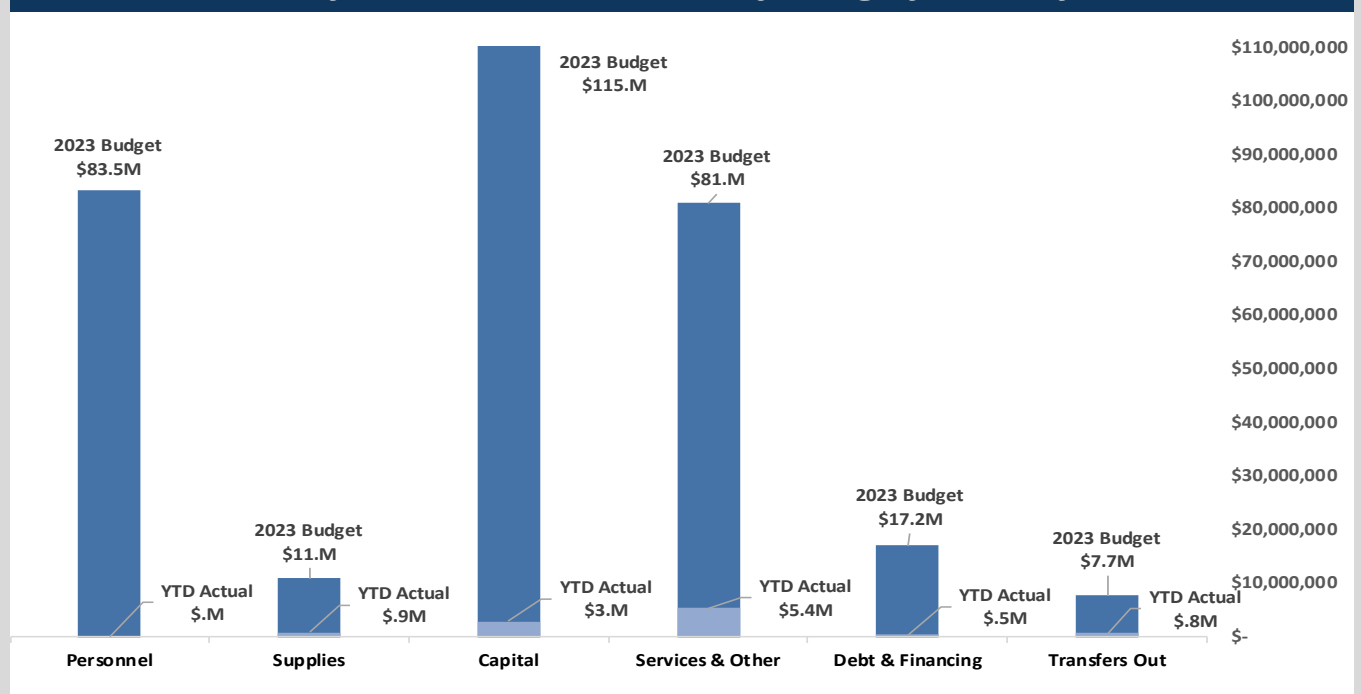
**Ordinance:**

Approving Supplemental Appropriations for 2023 and the First Amendment to the 2023 Budget (Second Reading)

**Update:**

Preliminary Year End Financial Review

### Preliminary Townwide expenditures by category February 2023\*



\*Latest full month numbers available



For more information  
on new Castle Rock  
businesses, please visit  
[www.CRgov.com](http://www.CRgov.com)

## Business licenses issued February 2023



**81**

Total businesses licensed in January



**26**

Businesses licensed in Castle Rock



**33**

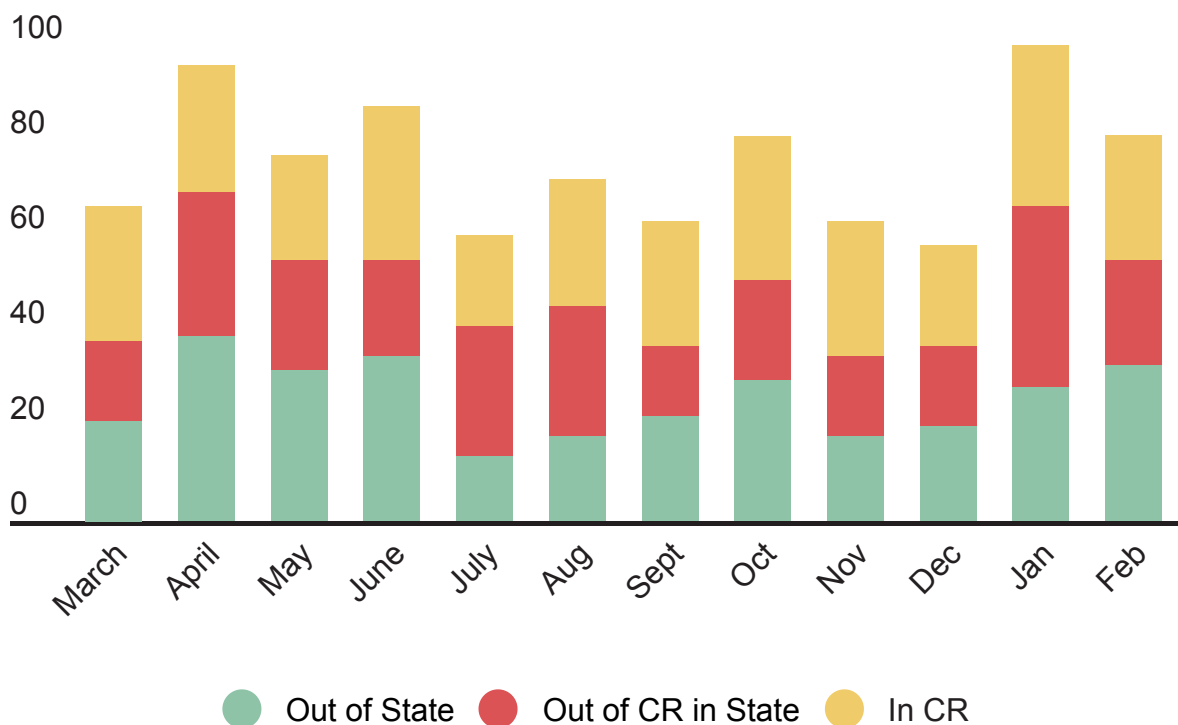
Businesses licensed out-of-state



**22**

Businesses licensed in CO  
but outside of Castle Rock

## Business licenses issued per month, by area.

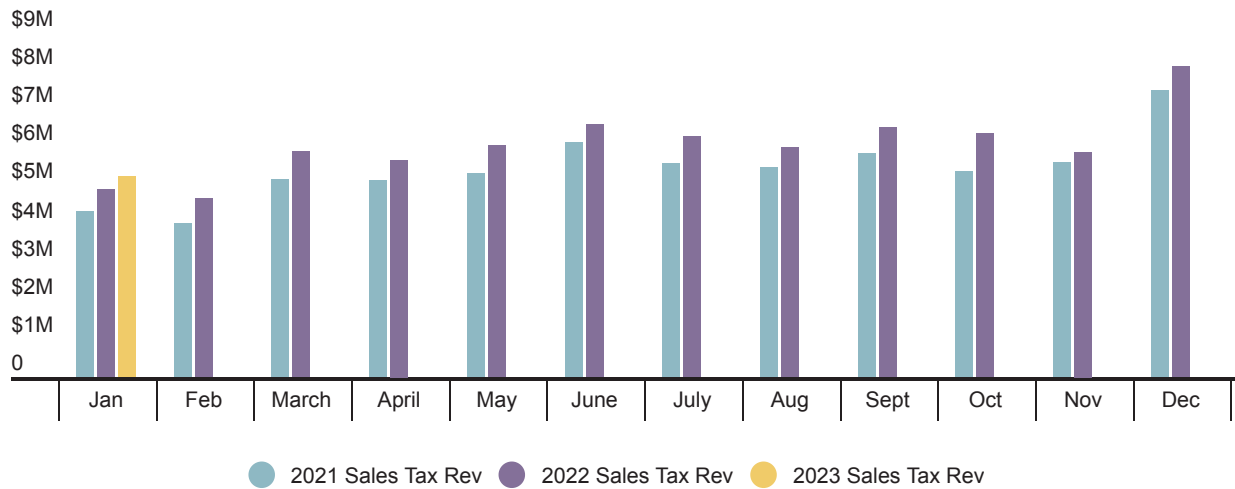


## Businesses licensed in Castle Rock, February 2023 - Check them out!

<b>Anger Management University</b>	Smash/Break and Hatchet Throwing Rooms
<b>Courtyard Social</b>	Full Service Restaurant
<b>DGs Woodshed</b>	Woodworking Projects
<b>Global Signal Acquisitions IV LLC</b>	Rental of Space on Telecommunication Towers
<b>Instaparts Colorado LLC</b>	Auto Parts
<b><a href="#">Kentscapes Landscape &amp; Irrigation LLC</a></b>	Landscape/Snow Removal
<b><a href="#">Light &amp; Lotus Wellness PLLC</a></b>	Virtual Psychotherapy & Hypnotherapy
<b>Lil Lulu Daycare</b>	Daycare
<b><a href="#">Loren Kelly Coaching &amp; Consulting LLC</a></b>	Consulting Services
<b>Miss Lisa's Deli</b>	Restaurant
<b><a href="#">Octane Mobile Detail</a></b>	Mobile Auto Detail
<b>Over-Built</b>	Handyman
<b>Park Meadows Real Estate LLC</b>	Real Estate Ownership
<b>Precious Arrangements LLV</b>	Balloons/Gifts
<b>Sensational Scents LLC</b>	Scentsy Products
<b><a href="#">Simply Styled LLC</a></b>	Interior Design Services & Products
<b><a href="#">Smokin Zo's Inc</a></b>	Mobile Food Truck
<b><a href="#">Step Out of Time LLC</a></b>	Massage Therapy
<b>The Auto Club Group</b> <i>New Owner</i>	Travel Related Items
<b><a href="#">The Exercise Coach</a></b>	Personal Training, Nutritional Supplements & Merchandise
<b>The Gilded Twig LLC</b>	Co-op Vendor
<b>TMZ, LLC</b>	Auto Parts
<b>Vinayak Associates</b> <i>New Owner Subway</i>	Sandwiches
<b>Water Oak Pottery</b>	Pottery
<b>WBS Management Group, Inc.</b>	Financial Management
<b>Weathered Hands</b>	Handmade Jewelry, Ceramics & Crafts



## REVENUE



As sales tax returns are due 20 days after the end of the month, this report shows the prior month's revenue.

### Communicating results

Sales tax collections for January were up 6.9 percent from the previous year's month, or up \$338,928 compared to January 2022. Year-to-date (YTD) collections are also up 6.9 percent compared to the same time frame in 2022. Staff will continue to monitor this very important revenue stream for the Town and inform as needed.



JAN	Gross Sales Tax Collections	Town Audit Revenue and Amounts Collected on Behalf of Others	Net Collections
2022	\$4,895,519	\$352,404	\$4,543,115
2023	\$5,234,447	\$470,769	\$4,763,678
Dollar +/-	\$338,928	\$118,365	\$220,563
Percent Change	6.9%	33.6%	4.9%

YTD	Gross Sales Tax Collections	Town Audit Revenue and Amounts Collected on Behalf of Others	Net Collections
2022 YTD	\$4,895,519	\$352,404	\$4,543,115
2023 YTD	\$5,234,447	\$470,769	\$4,763,678
Dollar +/-	\$338,928	\$118,365	\$220,563
Percent Change	6.9%	33.6%	4.9%

### Supporting fiscal accountability



**\$68,332**

Collected from delinquent accounts in January for the month of November.



**\$722,192**

Year-to-date delinquent account collections



**114**

Audits in process



**\$137,152**

Audit revenue collected for the month of December