

MAY 2023 | FINANCE DEPARTMENT



Town of Castle Rock
CRgov.com/Finance


[Trish Muller](#), CPA
Finance Director

Mission

Through exceptional customer service and effective partnerships, we deliver accurate and timely financial services.

Vision

The Finance Department will provide financial solutions and services in support of the Town's vision and community objectives through: proactive education, purposeful planning, excellent communication and fiscal accountability.



South side of Town Hall

How does Finance support the Town's vision and priorities?

Accounting

The Accounting Team provides financial services such as accounts payable and receivable, investments, and capital asset reporting to internal and external customers.

The team ensures financial transactions are recorded in accordance with the Town's Municipal Code, Governmental Accounting Standards and in compliance with governing laws and regulations.

Budget

The Budget Team supports departments Town wide with future budgeting and financial planning to attain strategic priorities in the short and long term. The team actively monitors, analyzes and reports on Town financial activity throughout the year.

Payroll

The Payroll Team fulfills and maintains the critical role of employee compensation. Technicians responsibly process and calculate appropriate benefit and other deductions and maintain all aspects of pay. They continually learn and navigate complex federal and state payroll and tax regulations while adhering to the highest standards of confidentiality and customer service.

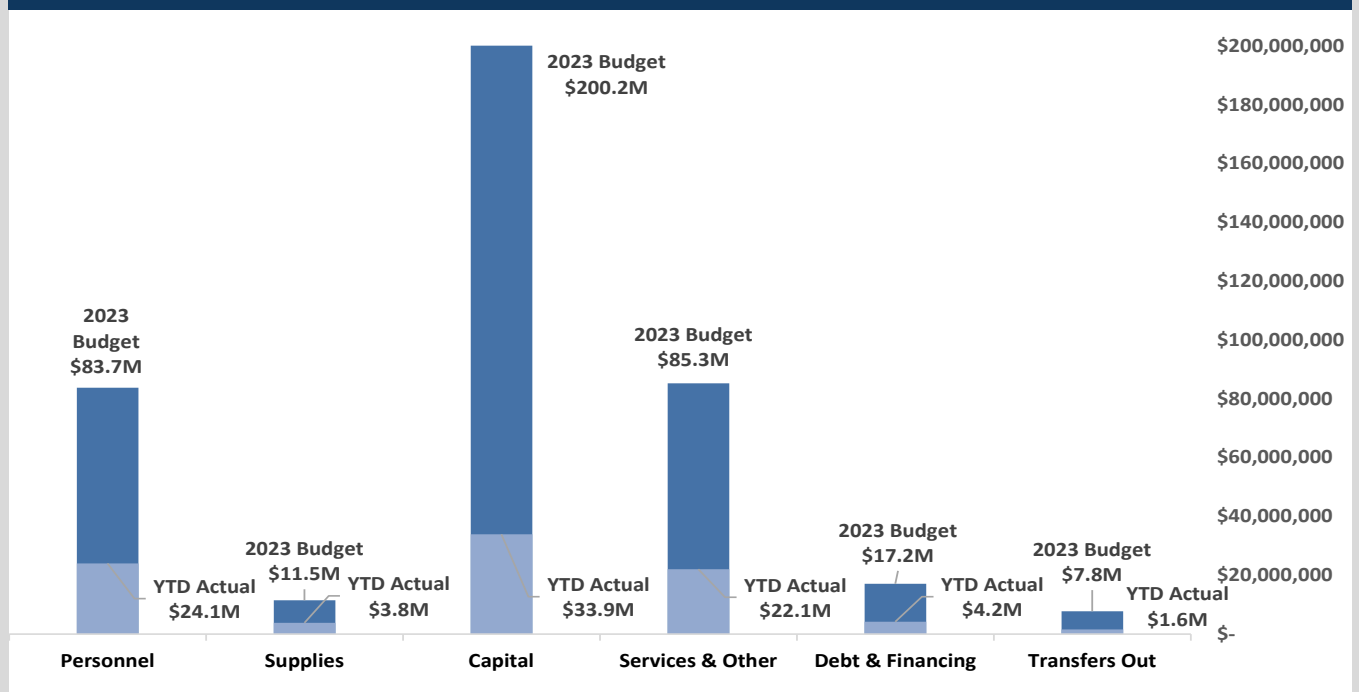
Revenue

The Revenue Team provides education and outstanding customer service while licensing businesses and collecting sales tax with a "home town" feel and understanding. The team works with economic development, the Downtown Development Authority and the Urban Renewal Authority to align with the Town's vision.



View of Town Hall from Festival Park

Preliminary Townwide expenditures by category May 2023*



*Latest full month numbers available



For more information
on new Castle Rock
businesses, please visit
www.CRgov.com

Business licenses issued May 2023



82

Total businesses licensed in May



24

Businesses licensed in Castle Rock



35

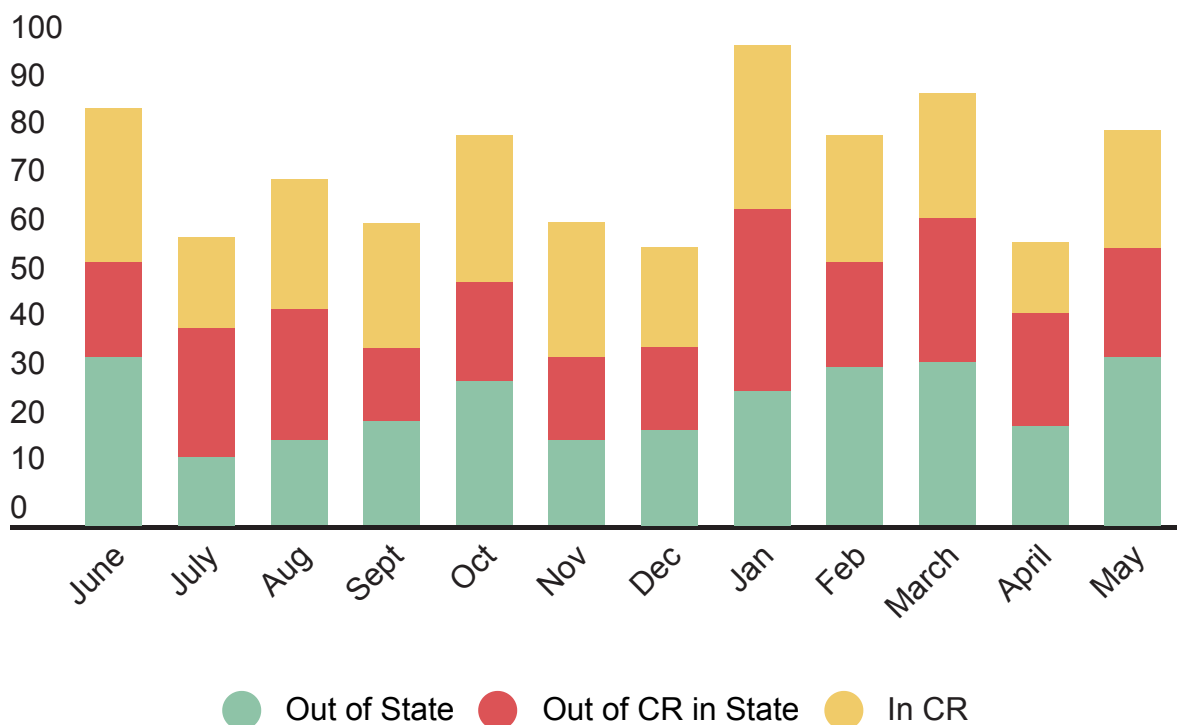
Businesses licensed out-of-state



23

**Businesses licensed in CO
but outside of Castle Rock**

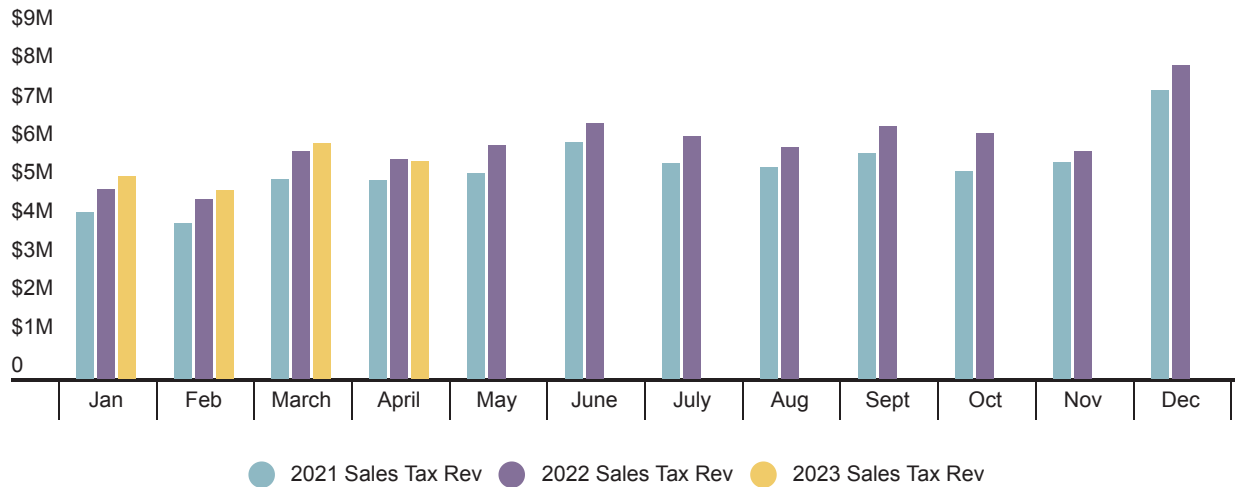
Business licenses issued per month, by area.



Businesses licensed in Castle Rock, May 2023 - Check them out!

1 Guy, 1 Truck, & 1 Trailer	Landscape Install
Ambience	Relaxation Therapy/Services
Balsam Brands Inc.	Work-from-home Employment
Bloom Chiropractic	Chiropractic Services
Blue Spruce Animal Clinic New Owner	Veterinary Services/Pet Medication & Supplies
Buffalo Wild Wings #739	Food and Beverages
Cherished Companions Animal Clinic New Owner	Veterinary Services/Pet Medication & Supplies
Colorado Threads	Apparel
CRC Entertainment, Inc	Audio Mixing Consulting
Elegant Impressions, LLC	Misc. General Merchandise
Elfie Selfie	Pop up Photo Booth/T-shirts
House Of Tri	Handmade Wood Sign/Candles/Gift Boxes
Ian M. Clark	Wood Carvings
Ironpulse	Apparel
KB Sports, LLC	Online/Gun Shows Firearms/Sporting Goods
MBLOGIC, LLC	Information Technology Consulting
New Perspectives Counseling & Consulting, LLC	Virtual Therapy Services
Orlandi Valuta, VOGO Remittance Corp.	Western Union Money Transfer
Prestige International Consultants	Real Estate
Psychic of Castle Rock	Psychic Reading
Recruiting Advisor/Coach	Coaching/Advising/Book
Still Point Osteopathic Care	Medical
Westech Construction, LLC	Framing & Siding Contractor
Wilmes Industries	House Painting Services

REVENUE



As sales tax returns are due 20 days after the end of the month, this report shows the prior month's revenue.

Communicating results

Sales tax collections for April were down 0.7 percent from the previous year's month, or down \$41,961 compared to April 2022. Year-to-date (YTD) collections are up 3.7 percent compared to the same time frame in 2022. Staff will continue to monitor this very important revenue stream for the Town and inform as needed.



APR	Gross Sales Tax Collections	Town Audit Revenue and Amounts Collected on Behalf of Others	Net Collections
2022	\$5,674,318	\$270,533	\$5,403,785
2023	\$5,632,357	\$468,993	\$5,163,364
Dollar +/-	\$(41,961)	\$198,460	\$(240,421)
Percent Change	-0.7%	73.4%	-4.4%

YTD	Gross Sales Tax Collections	Town Audit Revenue and Amounts Collected on Behalf of Others	Net Collections
2022 YTD	\$21,128,800	\$1,227,294	\$19,901,506
2023 YTD	\$21,900,081	\$1,634,543	\$20,265,538
Dollar +/-	\$771,281	\$407,249	\$364,032
Percent Change	3.7%	33.2%	1.8%

Supporting fiscal accountability



\$38,397

Collected from delinquent accounts in May for the month of March.



\$218,644

Year-to-date delinquent account collections



135

Audits in process



\$133,334

Audit revenue collected for the month of April