

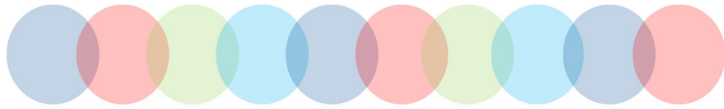
Finance Department Monthly Report



February 2025

Mission

Through exceptional customer service and effective partnerships, we deliver accurate and timely financial services.



Vision

The Finance Department will provide financial solutions and services in support of the Town's vision and community objectives through: proactive education, purposeful planning, excellent communication and fiscal accountability.

Trish Muller, CPA

Finance Director

How does Finance Support the Town's vision and priorities?

Payroll

The Payroll Team fulfills and maintains the critical role of employee compensation. Technicians responsibly process and calculate appropriate benefit and other deductions and maintain all aspects of pay. They continually learn and navigate complex federal and state payroll and tax regulations while adhering to the highest standards of confidentiality and customer service.

Accounting

The Accounting Team provides financial services such as accounts payable and receivable, investments, and capital asset reporting to internal and external customers. The team ensures financial transactions are recorded in accordance with the Town's Municipal Code, Governmental Accounting Standards and in compliance with governing laws and regulations.

Budget

The Budget Team supports departments Town wide with future budgeting and financial planning to attain strategic priorities in the short and long term. The team actively monitors, analyzes and reports on Town financial activity throughout the year.

Revenue

The Revenue Team provides education and outstanding customer service while licensing businesses and collecting sales tax with a "home town" feel and understanding. The team works with economic development, the Downtown Development Authority and the Urban Renewal Authority to align with the Town's vision.

Town Council

March 18th, 2025

- Budget Amendment 1
- Council Community Grant Program

April 1, 2025

- 2025 Capital Carryforward for ongoing Capital Projects
- Preliminary Year End Financial

March 2025						
SUN	MO	TUE	WE	THU	FRI	SAT
						1
2	3	4	5	6	7	8
9	10	11	12	13	14	15
16	17	18	19	20	21	22
23	24	25	26	27	28	29
30	31					

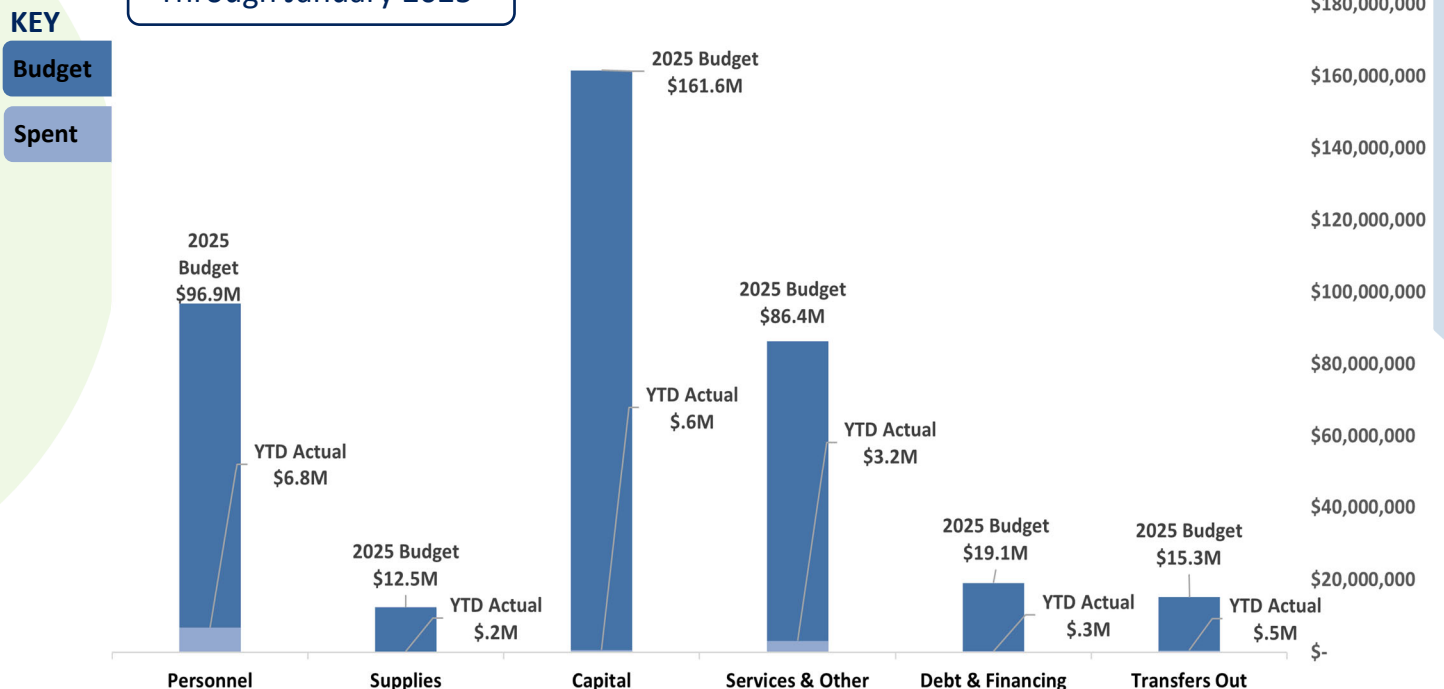
April 2025						
SU	MO	TUE	WE	TH	FRI	SAT
		1	2	3	4	5
6	7	8	9	10	11	12
13	14	15	16	17	18	19
20	21	22	23	24	25	26
27	28	29	30			



Picture of a gavel laying on its side.

Preliminary Town Wide Expenditures by Category

Through January 2025



Partnership



The B&B Cafe in Castle Rock, Colorado.



132

Total businesses licensed in February



24

Businesses licensed in Castle Rock



79

Businesses licensed out-of-state



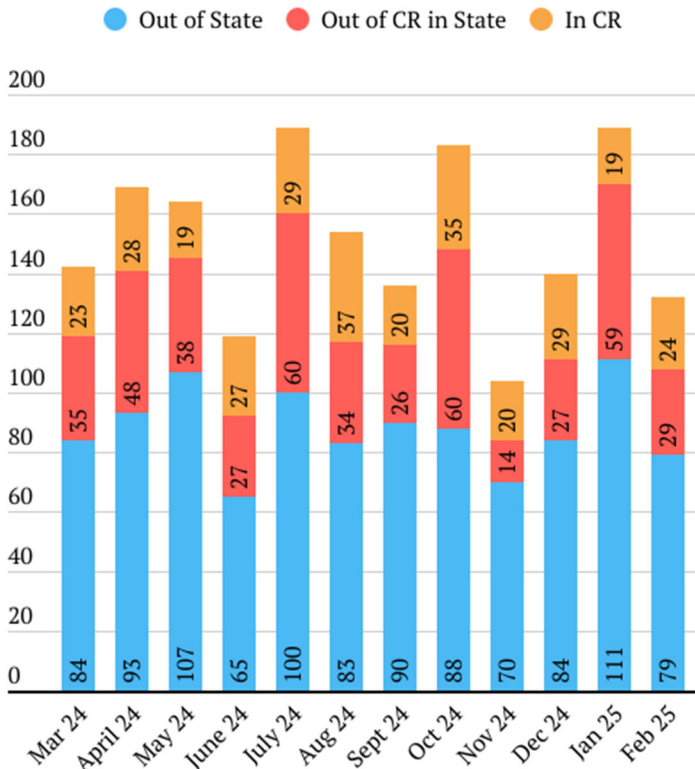
29

Businesses licensed in CO but outside of Castle Rock

Visit www.CRgov.com for more information on new Castle Rock businesses.

Business Licenses Issued

(per month, by area)



EMPLOYEE SHOUT OUT



Pete with his Family

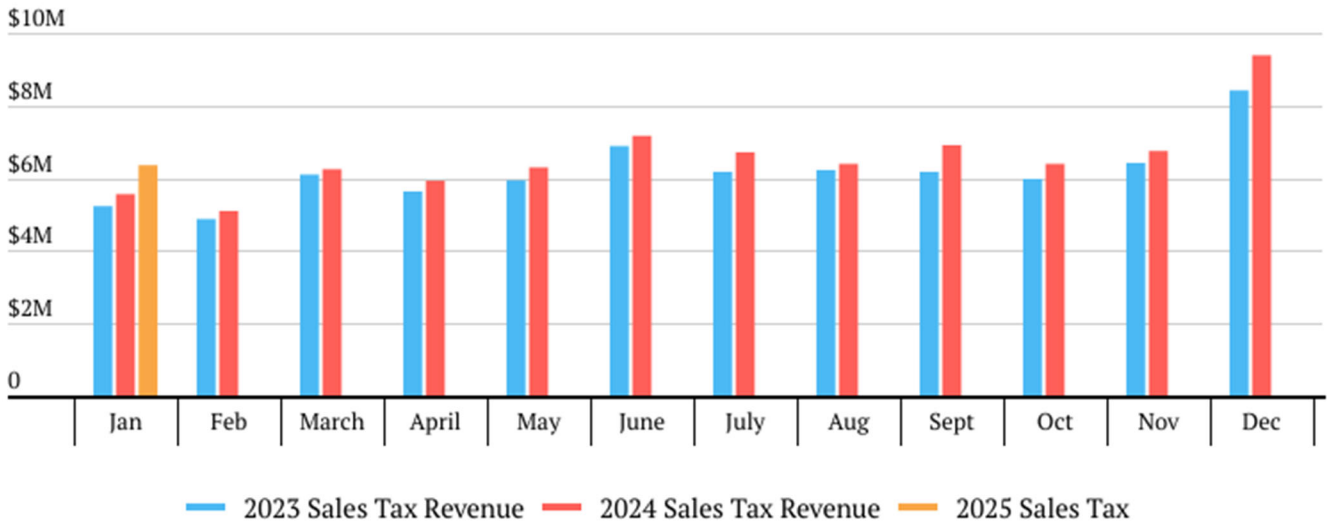
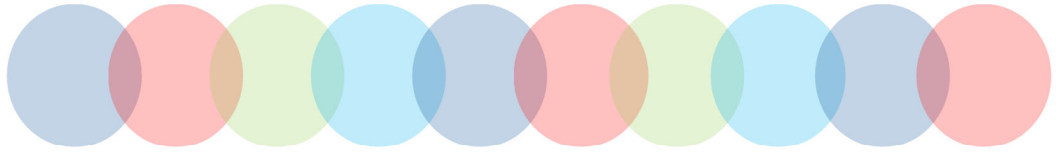
Pete, our Assistant Director, has been an incredible support while our Finance Director has been out, stepping in seamlessly to keep everything running smoothly. We truly appreciate all his hard work and the Finance Team thanks him!



Businesses licensed in Castle Rock, January 2025 - Check them out!

Apple & Spruce	Home & Lifestyle Website
Batteries Plus Bulbs (New Owner)	Batteries
Bubbles Liquor World (New Owner)	Liquor, Wine, Beer and Spirits
CB Creating Balance	Artwork
Children's Wellness Center of Colorado PLLC	Mental Health Services
Corner Seeker Photography	Digital Images
Cricket Compliance LLC	Administrative and IT Services
Cussins Apparel LLC	Apparel
Dream Home Interiors	Flooring
Elevated Cleaners	Cleaning Service
American Family Insurance	Insurance
Rino Events LLC	Event Consulting
Sandra Ozolinsh Design LLC	Interior Design
Sandstone Care	Mental Health & Substance Abuse Facility with Inpatient Facilities
Sephora	Cosmetics and Perfumes
Shiva LLC (New Owner)	Subway Sandwiches
Solar Automotive (New Owner)	Auto Repair
The Little Gym of Castle Rock	Kids Gym and Children's Enrichment
The Par Club of Colorado LLC	Beverage and Snacks
The Solid Olive Soap Company	Olive Oil Based Soap Products
Tiny Bubbles (New Owner)	Liquor, Wine, Beer and Spirits
Unity on Park	Multifamily Housing
Unwind Wellness	Massage
Wide Awake Eatery	Food and Beverage

Revenue



This report shows the prior month's revenue since sales tax returns are due 20 days after month end.

Communicating Results

Sales tax collections for January were up 12.7 percent from the previous year's month, or up \$714,039 compared to January 2024. Year-to-date (YTD) collections are up \$714,039 or 12.7 percent as well compared to the same time frame in 2024. Staff will continue to monitor this very important revenue stream for the Town and inform as needed.

December	Gross Sales Tax Collections	Town Audit Revenue and Amounts Collected on Behalf of Others	Net Collections
2024	\$5,642,809	\$584,156	\$5,058,653
2025	\$6,356,848	\$689,282	\$5,667,566
Dollar +/-	\$714,039	\$105,126	\$608,913
Percent Change	12.7%	18.0%	12.0%
Year-to-Date (YTD)	Gross Sales Tax Collections	Town Audit Revenue and Amounts Collected	Net Collections
2024 YTD	\$5,642,809	\$584,156	\$5,058,653
2025 YTD	\$6,356,848	\$689,252	\$5,667,596
Dollar +/-	\$714,039	\$105,096	\$608,943
Percent Change	12.7%	18.0%	12.0%



\$96,087

Collected from delinquent accounts in February for the month of December.



\$942,807

Year-to-date delinquent account collections.



120

Audits in process.



\$333,956

Audit revenue collected for the month of January.

