

CON-2026-0301



**TOWN OF CASTLE ROCK  
CONSTRUCTION CONTRACT  
(Traffic Signal Construction at Founders Parkway & Crimson Sky Drive Project)**

---

**THIS CONSTRUCTION CONTRACT** (“Contract”) is made between the **TOWN OF CASTLE ROCK**, a Colorado municipal corporation, 100 N. Wilcox Street, Castle Rock, Colorado 80104 (“Town”) and **STURGEON ELECTRIC COMPANY, INC.**, a Michigan corporation, 12150 E 112<sup>th</sup> Ave, Suite 610, Henderson, Colorado 80640 (“Contractor”).

In consideration of these mutual covenants and conditions, the Town and Contractor agree as follows:

**SCOPE OF WORK** The Contractor shall execute the entire scope of work described in the Contract (“Work”).

**CONTRACT** The Contract represents the entire and integrated agreement between the parties hereto and supersedes prior negotiations, written or oral representations and agreements. The Contract incorporates the following Contract Documents. In resolving inconsistencies among two or more of the Contract Documents, precedence will be given in the same order as enumerated.

**LIST OF CONTRACT DOCUMENTS**

The Contract Documents, except for Modifications issued after execution of this Contract, are:

1. Change Orders
2. Notice to Proceed
3. Construction Contract
4. General Conditions, attached as *Exhibit 1*
5. The following Addenda, if any:

<b>Number</b>	<b>Date</b>
1	05/11/2026
2	05/13/2026

6. Special Conditions of the Contract: N/A
7. The following Specifications:
  - a. Standard Specifications in Appendix I of the Invitation For Bid (IFB):
    - A. Colorado Department of Transportation (CDOT), 2025 Standard Specifications for Road and Bridge Construction;
    - B. CDOT M&S Standards;
    - C. Town of Castle Rock Public Works Details and Forms
    - D. 2012 Town of Castle Rock Construction methodology and Material Manual
    - E. 2019 Castle Rock Water Department Temporary Erosion and Sediment Control (TESC) Manual
    - F. Town of Castle Rock Transportation Design and Criteria Manual (TDCM)

CON-2026-0301



- b. Specifications in Appendix II of the IFB;
  - c. Standard Specifications and Standard Special Provisions in Appendix III of the IFB
- 
- 8. The Drawings/Reports, attached in *Exhibit 2*;
  - 9. Notice of Award;
  - 10. Invitation For Bid;
  - 11. Information and Instructions to Bidders;
  - 12. Notice of Substantial Completion;
  - 13. Notice of Construction Completion;
  - 14. Proposal Forms, including Bid Schedules;
  - 15. Performance, and Labor and Material Payment Bonds;
  - 16. Performance Guarantee; and
  - 17. Insurance Certificates.

**CONTRACT PRICE.** The Town shall pay the Contractor for performing the Work and the completion of the Project according to the Contract, subject to Change Orders as approved in writing by the Town, under the guidelines in the General Conditions. The Town will pay **\$582,181.00** (“Contract Price”), to the Contractor, subject to full and satisfactory performance of the terms and conditions of the Contract. The Contract Price is provisional based on the quantities contained in the Bid attached as *Exhibit 2*. The final Contract Price shall be adjusted to reflect actual quantities incorporated into the Work at the specified unit prices. The Town has appropriated money equal or in excess of the Contract Price for this work.

**COMPLETION OF WORK.** The Contractor must begin work covered by the Contract within **30** (calendar/working) days from the date of the Notice to Proceed, and must complete work within **10** (calendar/working) days from and including the date of Notice to Proceed, according to the General Conditions. **LIQUIDATED DAMAGES.** If the Contractor fails to complete the Work by the date set for completion in the Contract, or if the completion date is extended by a Change Order, by the date set in the Change Order, the Town may permit the Contractor to proceed, and in such case, may deduct the sum of **\$1000.00** for each day that the Work shall remain uncompleted from monies due or that may become due the Contractor. This sum is not a penalty but is a reasonable estimate of liquidated damages.

The parties agree that, under all of the circumstances, the daily basis and the amount set for liquidated damages is a reasonable and equitable estimate of all the Town's actual damages for delay. The Town expends additional personnel effort in administering the Contract or portions of the Work that are not completed on time, and has the cost of field and office engineering, inspecting, and interest on financing and such efforts and the costs thereof are impossible to accurately compute. In addition, some, if not all, citizens of Castle Rock incur personal inconvenience and lose confidence in their government as a result of public projects or parts of them not being completed on time, and the impact and damages, certainly serious in monetary as well as other terms are impossible to measure.

**SERVICE OF NOTICES.** Notices to the Town are given if sent by registered or certified mail, postage prepaid, to the following address:

CON-2026-0301



TOWN OF CASTLE ROCK

Attn: Daniel Sailer, Director of Public Works  
4175 Castleton Court  
Castle Rock, CO 80109

With a copy to: Town Attorney's Office  
100 N. Wilcox Street  
Castle Rock, CO 80104  
[Legal@crgov.com](mailto:Legal@crgov.com)

**INSURANCE PROVISIONS.** The Contractor must not begin any work until the Contractor obtains, at the Contractor's own expense, all required insurance as specified in the General Conditions. Such insurance must have the approval of the Town of Castle Rock as to limits, form and amount. *Certificate of Insurance ("COI") must be submitted along with the executed contract as Exhibit 3.*

**RESPONSIBILITY FOR DAMAGE CLAIMS.** See Article 6 of the General Conditions.

The Contractor also agrees to pay the Town all expenses, including attorney's fees, incurred to enforce this Responsibility for Damage Claims clause.

Nothing in the **INSURANCE PROVISIONS of the General Conditions** shall limit the Contractor's responsibility for payment of claims, liabilities, damages, fines, penalties, and costs resulting from its performance or nonperformance under the Contract.

**STATUS OF CONTRACTOR.** The Contractor is performing all work under the Contract as an independent Contractor and not as an agent or employee of the Town. No employee or official of the Town will supervise the Contractor. The Contractor will not supervise any employee or official of the Town. The Contractor shall not represent that it is an employee or agent of the Town in any capacity. **The Contractor and its employees are not entitled to Town Workers' Compensation benefits and are solely responsible for federal and state income tax on money earned.** This is not an exclusive contract.

**THIRD PARTY BENEFICIARIES.** None of the terms or conditions in the Contract shall give or allow any claim, benefit, or right of action by any third person not a party to the Contract. Any person, except the Town or the Contractor, receiving services or benefits under the Contract is an incidental beneficiary only.

**INTEGRATION.** This contract integrates the entire understanding of the parties with respect to the matters set forth. No representations, agreements, covenants, warranties, or certifications, express or implied, shall exist as between the parties, except as specifically set forth in this Contract.

**DEFINITIONS.** The Definitions in the General Conditions apply to the entire Contract unless modified within a Contract Document.

**AMERICANS WITH DISABILITIES ACT.** Contractor agrees to ensure that any deliverables, work, services, or equipment developed, designed, constructed or produced pursuant to this

CON-2026-0301



Contract, to include website design services, will comply with all requirements of Title II of the Americans with Disabilities Act and, where applicable, Section 504 of the Rehabilitation Act, the Architectural Barriers Act, and the Colorado Anti-Discrimination Act. To the extent any deliverables, work, services, or equipment developed, designed, constructed or produced pursuant to this Contract fail to comply with the requirements of this Section, Contractor shall indemnify the Town in accordance with the terms of this Contract and, at the Town's option, shall re-visit, re-construct, or similar, the non-compliant deliverable, work, service, or equipment, or reimburse the Town for the cost associated with bringing the non-compliance deliverable, work, service or equipment into compliance.

**DIGITAL ACCESSIBILITY.** Contractor shall be responsible for ensuring that all deliverables, work, services, or equipment developed, designed, constructed or produced pursuant to this Contract comply with Colorado law governing digital accessibility, including but not necessarily limited to at a minimum conforming with the current Web Content Accessibility Guidelines ("WCAG") followed by the State of Colorado. To the extent any deliverables, work, services, or equipment developed, designed, constructed or produced pursuant to this Contract fail to comply with the requirements of this Section, Contractor releases, defends, indemnifies and holds harmless Town, its officers, agents, and employees from any and all claims, damages, suits, costs, expenses, liabilities actions or proceedings of any kind or nature whatsoever, of or by anyone whomsoever, in any way resulting from, or arising out of, directly or indirectly, said failure. These defense and indemnification obligations shall survive the expiration or termination of this Contract.

**NO DISCRIMINATION IN EMPLOYMENT.** The Town is a governmental agency and, therefore, in connection with the performance of Work or Services under this Contract, Contractor shall not refuse to hire, discharge, promote or demote, or to discriminate in matters of compensation against any person otherwise qualified, solely because of race, color, religion, national origin, gender, age, military status, sexual orientation, gender identity or gender expression, marital status, or physical or mental disability, or any other protected class under Federal or State law; and Contractor shall insert the foregoing provision in any subcontracts hereunder.

**TITLE VI COMPLIANCE.** To the extent applicable, Contractor shall ensure its current and future compliance with Title VI of the Civil Rights Act of 1964, 42 U.S.C. § 2000d *et seq.*, as amended, which prohibits the exclusion from participation, denial of the benefits of, or subjection to discrimination under programs and activities receiving federal financial assistance, of any person in the United States on the ground of race, color, or national origin.

**ADVERTISING AND PUBLIC DISCLOSURE.** Contractor shall not include any reference to this Contract or Work performed pursuant to this Contract in any of Contractor's advertising or public relations materials without first obtaining the written approval of the Town. Nothing herein, however, shall preclude the transmittal of any information to officials of the Town, including without limitation, the Town Attorney, Town Manager, and the Town Council.

**VENUE, CHOICE OF LAW AND DISPUTES.** Venue for all legal actions shall lie in the District Court in and for the County of Douglas, State of Colorado, and shall be governed by the

CON-2026-0301



laws of the State of Colorado as well as the Charter and Municipal Code, rules, regulations, Executive Orders, and fiscal rules of the Town.

**AUTHORITY.** The individuals executing this Contract represent that they are expressly authorized to enter into this Contract on behalf of the Town and the Contractor and bind their respective entities. This Contract is executed and made effective as provided above.

**LICENSES/TAXES.** Contractor affirms it is licensed to do business in the State of Colorado and is in good standing. Further, Contractor shall be solely responsible for paying all applicable taxes associated with or rising out of this Contract.

**CONFIDENTIALITY.** Contractor agrees that it shall treat as confidential all information provided by the Town regarding the Town's business and operations. All confidential information provided by the Town hereto shall be used by Contractor solely for the purposes of rendering services or work pursuant to this Contract and, except as may be required in carrying out the terms of this Contract, shall not be disclosed to any third party without the prior consent of the Town. The foregoing shall not be applicable to any information that is publicly available when provided or which thereafter becomes publicly available or which is required to be disclosed by any regulatory authority in the lawful and appropriate exercise of its jurisdiction over a party, any auditor of the parties hereto, by judicial or administrative process or otherwise by applicable law or regulation.

**ATTACHED EXHIBITS:**

- EXHIBIT 1 – TOWN OF CASTLE ROCK CONSTRUCTION CONTRACT GENERAL CONDITIONS
- EXHIBIT 2 – CONTRACTOR'S BID
- EXHIBIT 3 – CONTRACTOR'S CERTIFICATE OF INSURANCE

**REMAINDER OF PAGE INTENTIONALLY LEFT BLANK**

CON-2026-0301



Executed this \_\_\_\_\_ day of \_\_\_\_\_, 20\_\_.

**ATTEST:**

**TOWN OF CASTLE ROCK**

\_\_\_\_\_  
Lisa Anderson, Town Clerk

\_\_\_\_\_  
Jason Gray, Mayor

**Approved as to form:**

**Approved as to content:**

\_\_\_\_\_  
William Langford, Assistant Town Attorney

\_\_\_\_\_  
Daniel Sailer, Director of Public Works

**CONTRACTOR:**

**STURGEON ELECTRIC COMPANY, INC.**

By: Signed by:  
*zeb packard*  
\_\_\_\_\_  
(Signature)

3CB5229DD9804B9...

\_\_\_\_\_  
zeb packard  
(Print Name)

Its: \_\_\_\_\_  
(Title) Operations Manager



## EXHIBIT 1

### TOWN OF CASTLE ROCK CONSTRUCTION CONTRACT GENERAL CONDITIONS

**SCOPE:** Since the General Conditions are general, some conditions may not apply to a particular Project.

#### **Article 1--DEFINITIONS AND ABBREVIATIONS**

- 1.1 Whenever used in the Bidding Documents and Contract Documents, the following terms shall have the following meanings, applicable to both the singular and plural:
- 1.1.1 **Addenda:** Written changes to the Bidding Documents issued at least two days before the Opening of Bids which modify or interpret the Contract or changes the date set for the Opening of Bids.
  - 1.1.2 **Alternate Bid:** An Alternate Bid is an amount stated in the Bid added to or deducted from the base amount of the Bid when the Town accepts a corresponding change in project scope, materials or method of construction described in the Contract.
  - 1.1.3 **Bid:** The proposal the Bidder submits on the prescribed Bid Forms stating the prices for the Work to be performed.
  - 1.1.4 **Bid Forms:** The Bid Proposal, Bid Bond, Bid Schedule, Bidder's Qualifications and Data, Bidder's Officials Data, Non-Collusion Affidavit of Prime Bidder, and Subcontractors and Related Data.
  - 1.1.5 **Bidder.** The person, partnership, or corporation submitting a Proposal for the performance of the Work covered by the Contract.
  - 1.1.6 **Bidding Documents:** The Invitation to Bid, Bid Forms, Information and Instructions to Bidders, Specifications, Drawings, Sample Forms, Special and General Conditions and Addenda (if any).
  - 1.1.7 **Bonds:** Bid Bonds, Performance, and Labor and Material Payment Bonds or other instruments of security, furnished by the Contractor and its Surety according to the Contract.
  - 1.1.8 **Change Order:** A written modification of the Contract, issued after award to the Contractor, authorizing an addition, deletion or revision in the Work within the general scope of the Contract or authorizing an adjustment in the Contract Price or Contract Time, mutually agreed upon between the Town and the Contractor.
  - 1.1.9 **Town:** The Town of Castle Rock, in the State of Colorado, acting by and through its Mayor, Town Council, Town Manager, or other authorized representative.



- 1.1.10 **Completion Date:** The date the Contract specifies the Work is to be completed.
- 1.1.11 **Contract:** This Construction Contract and the incorporated Contract Documents.
- 1.1.12 **Contract Coordinator:** The authorized representative of the Town designated to act for the Town in processing the Award of Contracts, maintaining centralized official Contract documentation, providing administrative liaison/coordination, legal liaison/coordination via Town Attorney, and processing of Contract Payment authorizations as approved by the Project Manager.
- 1.1.13 **Contract Documents:** All the documents expressly incorporated into the Contract, including but not limited to Addenda, Bid Forms, Change Orders, Town Project Final Acceptance, Drawings, General Conditions, Information and Instruction to Bidders, Insurance Certificates, Invitation to Bid, Notice of Award, Notice of Construction Completion, Notice to Proceed, Notice of Substantial Completion, Performance and Labor and Material Payment Bonds, Special Conditions, Supplemental Drawings and Schedules, and Technical Specifications.
- 1.1.14 **Contract Price:** The total monies payable to the Contractor under the terms and conditions of the Contract.
- 1.1.15 **Contract Time:** The number of days stated in the Contract for the completion of the Project.
- 1.1.16 **Contractor:** The person, company, firm or corporation contracting with the Town to construct, erect, alter, install or repair any work or construction project.
- 1.1.17 **Drawings:** The part of the Contract prepared or approved by the Project Manager showing the characteristics and scope of the Work to be performed.
- 1.1.18 **Date of Contract:** The date upon which the Contract is executed.
- 1.1.19 **Day:** In computing time in these Regulations, the time shall be computed by excluding the first and including the last day. If, however, the last day is a Saturday, Sunday or legal holiday, it shall be excluded and the time prescribed or allowed shall conclude on the next business day.
- 1.1.20 **Field Order:** A written order directing a change in the Project issued by the Project Manager to the Contractor during construction based on an emergent need and for no more than 5% of the Project Contingency, so long as within the Project Manager's signing authority. Field Orders shall be routed for appropriate Town-wide signatures within thirty days of execution of such Field Order for formal incorporation into the Contract.
- 1.1.21 **Inspector:** The Town's authorized representative assigned to make detailed inspection of the Work performed by the Contractor.



- 1.1.22 **Notice of Award:** The written notice of the acceptance of the Bid from the Town to the successful Bidder.
- 1.1.23 **Notice of Construction Completion:** The written acknowledgment that construction is complete which starts the warranty period.
- 1.1.24 **Notice of Final Acceptance:** The written acceptance of Work performed under the Contract, following satisfactory conclusion of the warranty period.
- 1.1.25 **Notice to Proceed:** The written notice by the Town to the Contractor authorizing it to proceed with the Work which establishes the Contract commencement and Contract Coordinators.
- 1.1.26 **Notice of Substantial Completion:** The written notice of the date, as certified by the Project Manager, when the Project or a specified part is sufficiently completed, according to the Contract, so the Project or specified part can be used for the intended purposes.
- 1.1.27 **Owner.** The Town; see 1.1.9.
- 1.1.28 **Project:** The undertaking to be performed as provided in the Contract.
- 1.1.29 **Project Manager:** The authorized representative of the Town, known as the Project Manager, assigned to the Project to ensure that all Work is performed according to the terms and conditions of the Contract. Also see Article 10, "Project Manager's Responsibilities."
- 1.1.30 **Shop Drawings:** All Drawings, diagrams, illustrations, brochures, schedules, and other data prepared by the Contractor, a Subcontractor, manufacturer, Supplier or distributor which illustrate how specific portions of the Work will be fabricated or installed.
- 1.1.31 **Special Conditions:** Additions to the General Conditions containing instructions and conditions peculiar to an individual Project.
- 1.1.32 **Specifications:** A part of the Contract Documents consisting of written technical description of materials, equipment, construction systems, standards, and workmanship.
- 1.1.33 **Subcontractor:** Any person, company, firm or corporation, having a subcontract with the Contractor to furnish and perform on-site labor, with or without furnishing materials for the project.
- 1.1.34 **Supplier:** Any person or organization who supplies materials or equipment for the Work, including that fabricated to a special design, but who does not perform labor at the site.



1.1.35 **Surety:** The entity which is bound with and for the Contractor for the Performance of the Work and for the Labor and Material Bond.

1.1.36 **Unit Price:** An amount stated in the Bid as a price per unit of measurement for materials or services as described in the Contract.

1.1.37 **Work:** The construction and services required by the Contract, whether completed or partially completed, including all other labor, materials, equipment and services provided or to be provided by the Contractor to fulfill the Contractor's obligations. The Work may be the whole or a part of the Project.

1.2 **Abbreviations:** When the following abbreviations appear in the documents, they are defined as follows:

AASHTO	American Association of State Highway and Transportation Officials
ACI	American Concrete Institute
AISC	American Institute of Steel Construction
ANSI	American National Standards Institute
ASA	American Standards Association
ASCE	American Society of Civil Engineers
ASME	American Society of Mechanical Engineers
ASTM	American Society for Testing and Materials
AWS	American Welding Society
AWWA	American Water Works Association
CDOT	Colorado Department of Transportation
EPA	Environmental Protection Agency
MUTCD	Manual on Uniform Traffic Control Devices
OSHA	Occupational Safety & Health Administration
WW-P	Federal Specifications Prefix

**Article 2--PRELIMINARY MATTERS**

2.1 **Notice to Proceed:** Following the execution of the Contract by the Parties, the Project Manager will give the Contractor written Notice to Proceed with the Work. The Contractor shall begin and continue the Work regularly and without interruption (unless otherwise directed in writing by the Project Manager) with the force necessary to complete the Work within the time stated in the Contract.

2.2 **Contractor's Understanding:** The Contractor agrees that, by careful examination, it is satisfied as to the nature and location of the Work, the conformation of the ground, the character, quality, and quantity of the materials to be encountered, the character of equipment and facilities needed before beginning and for the Project, the general and local conditions, and all other matters, which can in any way affect the Work under the Contract. No oral agreement with any officer, agent or employee of the Town either before or after the execution of the Contract shall affect or change any of the terms or obligations contained in the Contract.



CON-2026-0301

- 2.3 **Contractor's Warranty:** The Contractor warrants that it has the knowledge, ability, experience, and expertise to perform the Work competently. The Contractor warrants the capacity of the Contractor's construction plant, personnel, and its ability to complete the Project within the allotted time.
- 2.4 **Contractor's License and Permits:** Contractor, or if applicable Subcontractor, shall be responsible for applying for, and obtaining all Town, County, State and/or Federal licenses and permits required to do the Work. Contractor will not be required to pay for Town permits, with the exception of the Temporary, Erosion, and Sediment Control (TESC) permit. All TESC permit fees must be paid by Contractor or Subcontractor as a condition to issuance of such TESC Permit.
- 2.5 **Schedules, Reports, and Records**
- 2.5.1 Before beginning construction, the Contractor shall submit to the Project Manager a Construction Progress Schedule, on a form approved by the Project Manager, showing all Work the Contractor and all Subcontractors will perform. The Project Manager may require the Contractor to substitute a Critical Path Method schedule (CPM), or bar graph type schedule. The Special Conditions will state when a CPM network schedule is required.
- 2.5.2 The schedule shall be in enough detail for the Project Manager to readily determine the Work to be performed each day. When requested by the Project Manager, the Contractor shall update the schedule.
- 2.5.3 Before beginning construction, the Contractor shall give the Project Manager the dates it expects to submit Shop Drawings, manufacturers' details, catalog cuts or other required special detail Drawings and also the dates of beginning manufacture, testing, delivery and installation of special equipment and materials.
- 2.6 **Contractor's Address:** The address in the Bid Proposal is designated as the place to which all communications to the Contractor will be delivered or mailed. The delivery at the listed address, in person or by certified mail, of any notice, letter or other communication to the Contractor, is adequate service upon the Contractor, and the date of the service is the date of delivery.
- 2.7 **Notification of Utility Owners**
- 2.0.0 The Contractor shall cooperate with Utility Owners to mitigate damage whenever the Contractor's work affects their utilities.
- 2.0.1 The Contractor shall not excavate without first notifying the owners, operators or association of owners and operators having underground facilities in the area of such excavation. Notice may be given in person, by telephone or in writing. Notice to an association is notice to each member of the association.
- 2.0.2 Contractor shall give notice of the commencement, extent, and duration of the excavation work at least two business days before beginning Work.



CON-2026-0301

2.0.3 If the Project affects fences, landscaping, mailboxes, driveways and other improvements, the Contractor shall notify the affected property owners or occupants IN WRITING at least two business days before beginning Work. The Contractor shall cooperate with the owners or occupants to reduce inconvenience where reasonably possible.

## 2.8 Department of Revenue Forms

2.0.1 It is the responsibility of the Contractor to apply for a Colorado State Sales and Use Tax Exemption Certificate from the State Dept. of Revenue and to use it when purchasing materials or supplies in connection with the Project.

2.0.2 The Town's Tax Exemption Numbers are to be used only when obtaining the Contractor's own Tax Exemption Certificate for each specific Town project:

- a. Federal Tax Exemption Number: 84-6000640
- b. State of Colorado Tax Exemption Number: 98-05820-0000

## Article 3--DRAWINGS AND SPECIFICATIONS

### 3.1 Intent of Drawings and Specifications

3.0.1 In the Drawings and Specifications, the Town intends that the Contractor furnish all superintendence, labor, materials, tools, equipment, supplies, machinery and transportation necessary for the proper execution of the Work unless specifically noted otherwise. The Contractor shall do all the Work shown on the Drawings and described in the Specifications and all incidental Work reasonably necessary to complete the Project in a substantial and acceptable manner, and to complete fully the Work, ready for use, by the Town.

3.0.2 The Contractor shall complete all Work according to the Specifications and Plans, and in compliance with applicable laws of Colorado and ordinances of the Town.

3.0.3 In interpreting the Contract, words describing materials or work having a well-known technical or trade meaning, unless otherwise specifically defined, will be construed according to well-known meanings as recognized by engineers, architects, and the trades.

3.0.4 When the Contract refers to a provision of the General Conditions or another Contract Document, the Contract means the provision as amended or supplemented by other provisions of the Contract.

3.0.5 When the Specifications state the words "as directed," or "as required," or "as permitted," or words of like meaning, it is understood that the direction, requirement or permission of the Project Manager is intended. Similarly, the words **approved, acceptable or satisfactory** shall refer to approval by the Project Manager.



CON-2026-0301

- 3.0.6 The Contract Documents are intended to be complementary, and Work called for on any Drawing and not mentioned in the Specifications, or Work described in the Specifications and not shown on any Drawing, is included under the Contract as if set forth in both the Specifications and Drawings.
- 3.2 **Copies of Drawings and Specifications Furnished:** The Project Manager will furnish to the Contractor, free of charge, four copies of Drawings and Specifications of the Work. All additional copies will be furnished at reproduction costs.
- 3.3 **Discrepancies in Drawings:** Contractor shall immediately report any discrepancies found between the Drawings and Specifications and site conditions or any errors or omissions in the Drawings or Specifications to the Project Manager, who shall promptly correct such error or omission IN WRITING. Any Work done by the Contractor after discovery of such discrepancies, errors or omissions is done at the Contractor's risk. In all cases, the Project Manager shall decide the intent of the Drawings and Specifications. The decision is final.
- 3.4 **Dimensions:** Figured dimensions shall govern over scaled dimensions.
- 3.5 **Drawings and Specifications at Job Site:** The Contractor shall keep one complete set of all Drawings and Specifications at the job-site, available to the Project Manager or the Manager's representative at all times.
- 3.6 **Shop Drawings**
- 3.6.1 The Contractor shall provide Shop Drawings, settings, schedules, and such other Drawings as may be necessary for the prosecution of the Work in the shop and in the field as required by the Drawings, Specifications or Project Manager's instructions.
- 3.6.2 The Contractor shall submit for approval four reproducible copies of all Shop Drawings and descriptive data as applicable showing all features not fully detailed on the Contract Plans but essential for a completely coordinated installation.
- 3.6.3 The Town's approval of Shop Drawings indicates only that the type and kind of equipment, general method of construction or detailing are satisfactory, but the Contractor may not construe the approval as a complete check. The Contractor has the responsibility for incorporating into the Work satisfactory materials and equipment meeting the requirements of the Contract Plans and Specifications, the proper dimensions, and the detailing of connections.
- 3.6.4 The review of Shop Drawings is only to check for compliance with the design concept of the Project and general compliance with the Contract Documents. Approval does not indicate the waiver of any contract requirement. Changes in the Work are authorized only by separate written Change Order.
- 3.7 **Record Documents:** The Contractor shall keep one record copy of all Addenda, Change Orders, Drawings, Field Orders, Modifications, and Shop Drawings and Specifications in good order. The Contractor shall record any changes made during construction on the



record copies. The Contractor shall make a set of "Record Drawings" by marking this set of prints with all changes from the original Drawings as bid, including all Change Orders, alignment changes, depth changes of underground pipes and utilities, and all other items that are not the same as originally drawn. The Contractor shall keep the Record Drawings up to date as the Project progresses. The Project Manager may require, as a condition of the approval of the monthly progress payment, periodic inspection of the Record Drawings. The Contractor will deliver the Record Drawings to the Project Manager upon completion of the Project before Final Payment.

### 3.8 Differing Site Conditions

3.8.1 The Contractor shall promptly, before such conditions are further disturbed, notify the Project Manager in writing of:

3.8.1.1 Subsurface or latent physical conditions at the job-site differing materially from those indicated in the Contract; or

3.8.1.2 Unknown physical conditions at the job-site, of an unusual nature, differing materially from those ordinarily encountered and generally recognized as inherent in Work of the character provided for in the Contract.

3.8.2 Upon receipt of written notification from the Contractor of alleged differing site conditions, the Project Manager shall promptly investigate the conditions and if it finds the conditions materially differ, and so cause an increase or decrease in the Contractor's cost of or the time required for performance of any part of the Work under the Contract, an equitable adjustment will be made and the Contract modified in writing as provided for in Article 11 of these General Conditions.

3.8.2.1 No claim will be allowed under this Article unless the Contractor has given the written notice required in Article 3.8.1.

3.8.2.2 No claim will be allowed under this Article if Final Payment has been made.

### 3.9 Surveys

3.9.1 The Project Manager shall develop and arrange for all detail surveys necessary. The Contractor assumes full responsibility for construction according to the established lines and grades.

3.9.2 The Contractor shall carefully protect all monuments and property markers from disturbance or damage.

## **Article 4--AVAILABILITY OF RIGHT-OF-WAY**

### 4.1 Acquisition of Right-of-Way



- 4.1.1 Before issuance of Notice to Proceed, the Town shall obtain all land and right-of-way necessary for carrying out and completion of the Work to be performed pursuant to the Contract, unless otherwise mutually agreed.
- 4.1.2 The Town shall provide to the Contractor information which delineates and describes the lands owned and rights-of-way acquired, when necessary. The Contractor shall confine its operations within the areas designated by the Project Manager.
- 4.2 **Access to Right-of-Way:** The Town will provide right of access to all places necessary for the performance of the Work. Nothing contained in the Contract shall give the Contractor exclusive occupancy of the area provided by the Town. The Town, other Contractors of the Town and utility companies may enter upon or occupy portions of the land furnished by the Town for any purpose, but without unreasonably interfering with the completion of the Project. Joint occupancy or use of the territory shall not be the basis of any claim for delay or damages.
- 4.3 **State Highway Right-of-Way:** If any part of the Project is within the right-of-way of a roadway under the jurisdiction of the Colorado Division of Transportation (CDOT) the Town shall obtain the necessary permits from CDOT to perform such Work. Town, at its option may assign the responsibility to Contractor to obtain the necessary permits from CDOT to perform such Work. The Contractor shall conform to all the requirements and restrictions indicated on the permit. The Contractor shall restore the area to its original condition, including reseeded, if necessary, at the completion of the Project.
- 4.4 **Temporary Storage Facilities:** The Contractor may secure at its own expense, and without liability to the Town, use of any additional land that the Contractor may desire for temporary construction activities, and facilities, or storage of materials.

#### **Article 5--BONDS AND INSURANCE**

- 5.1 **Performance Bond and Labor and Material Payment Bond:** The Contractor shall, within ten days after receipt of the Notice of Award, and before the commencement of any operations hereunder execute the Contract and furnish the Town with separate Performance, and Labor and Material Payment Bonds each in a penal sum equal to the amount of the Contract Price, conditioned upon the Contractor's performance of all undertakings, covenants, terms, conditions, and agreements of the Contract, and upon the Contractor's prompt payment to all persons supplying labor and materials in the prosecution of the Work provided by the Contract. The Contractor and a corporate Bonding company, licensed to transact such business in the State of Colorado and acceptable to the Town, shall execute the Bonds. The Contractor bears the expense of these Bonds. If at any time the Surety on such Bonds becomes irresponsible or loses its right to do business in the State of Colorado, the Town may require another Surety, which the Contractor shall furnish within ten days after receipt of written notice to do so. Evidence of authority of an attorney-in-fact acting for the corporate Surety shall be provided in the form of a certificate as to its power of attorney and to the effect that it is not terminated and



remains in full force and effect on the date of the Bonds. The form of the Bonds is subject to the Town's approval.

## 5.2 Insurance

5.0.6 The insurance requirements contained in the Contract shall not limit or redefine the obligations of the Contractor as provided elsewhere in the Contract.

5.2.2 Contractor agrees to procure and maintain, at its own cost, the following policy or policies of insurance. Contractor shall not be relieved of any liability, claims, demands or other obligations assumed pursuant to the Contract Documents by reason of its failure to procure or maintain insurance, or by reason of its failure to procure or maintain insurance in sufficient amounts, durations, or types.

5.2.2.1. Contractor shall procure and maintain, and shall cause each subcontractor of the Contractor to procure and maintain a policy the minimum insurance coverage listed below. Such coverage shall be procured and maintained with forms and insurers acceptable to the Town. All coverage shall be continuously maintained from the date of commencement of services hereunder. In the case of any claims-made policy, the necessary retroactive dates and extended reporting periods shall be procured to maintain such continuous coverage.

## 5.3 Insurance Requirements

5.3.1 **General Conditions:** Contractor agrees to secure, at or before the time of execution of this Contract, the following insurance covering all operations, goods or services provided pursuant to this Contract. Contractor shall keep the required insurance coverage in force at all times during the term of the Contract, or any extension thereof, during any warranty period, and for eight (8) years after termination of the Contract. The required insurance shall be underwritten by an insurer licensed or authorized to do business in Colorado and rated by A.M. Best Company as A-VII or better. Each policy shall require notification to the Town in the event any of the required policies be canceled or non-renewed before the expiration date thereof. Such written notice shall be sent to the Town. Said notice shall be sent thirty (30) days prior to such cancellation or non-renewal unless due to non-payment of premiums for which notice shall be sent ten (10) days prior. If such written notice is unavailable from the insurer, Contractor shall provide written notice of cancellation, non-renewal and any reduction in coverage to the Town by certified mail, return receipt requested within three (3) business days of such notice by its insurer(s). Contractor shall be responsible for the payment of any deductible or self-insured retention. The insurance coverages specified in this Contract are the minimum requirements, and these requirements do not lessen or limit the liability of the Contractor. The Contractor shall maintain, at its own expense, any additional kinds or amounts of insurance that it may deem necessary to cover its obligations and liabilities under this Contract. All commercial and automobile liability policies shall have the following additional provisions:



- Severability of interests or separation of insureds provision;
- Provision that coverage is primary and non-contributory with other coverage maintained by the Town;
- The underlying Contract is an “insured contract” under the policy;
- Defense costs shall be outside the policy limits for liability coverage.

- 5.3.2 **Proof of Insurance:** Contractor may not commence services or work relating to the Contract prior to placement of coverages required under this Contract. Contractor certifies that the certificate of insurance attached as *Exhibit 3*, preferably an ACORD form, complies with all insurance requirements of this Contract. The Town’s acceptance of a certificate of insurance or other proof of insurance that does not comply with all insurance requirements set forth in this Contract shall not act as a waiver of Contractor’s breach of this Contract or of any of the Town’s rights or remedies under this Contract. Each certificate shall identify the Project and shall provide that coverage afforded under the policies shall not be cancelled, terminated or materially changed until at least 30 days prior written notice has been given to the Town. If the words “endeavor to” appear in the portion of the certificate addressing cancellation, those words shall be stricken from the certificate by the agent(s) completing the certificate. The Town may require additional proof of insurance, including but not limited to policies and endorsements.
- 5.3.3 **Additional Insureds:** For Commercial General Liability, Automobile Liability, Contractors Pollution Liability (if required) and Excess Liability/Umbrella (if required), Contractor and subcontractor’s insurer(s) shall include the Town, its elected and appointed officials, officers, employees, agents and volunteers acting within the course and scope of their duties for the Town as additional insured.
- 5.3.4 **Waiver of Subrogation:** For all coverages required under this Contract, with the exception of Professional Liability - if required, Contractor’s insurer shall waive subrogation rights against the Town its elected and appointed officials, officers, employees, agents and volunteers acting within the course and scope of their duties for the Town.
- 5.3.5 **Subcontractors and Subconsultants:** All subconsultants, subcontractors, independent contractors, suppliers or other entities providing goods or services required by this Contract shall be subject to all of the requirements herein. Contractor shall require all of its subcontractors and subconsultants of any tier to provide insurance coverage in types and amounts required by the Contractor, but in amounts of at least \$1,000,000 Commercial General Liability, Business Automobile Liability insurance of \$1,000,000 combined single limit, statutory Workers’ Compensation coverage, and \$1,000,000 professional liability for any subcontractor performing design or engineering work. Contractor agrees to provide proof of insurance for all such subcontractors, subconsultants, independent contractors, suppliers or other entities upon request by the Town.



- 5.3.6 **Workers' Compensation and Employer's Liability Insurance:** Contractor shall maintain the coverage as required by statute for each work location and shall maintain Employer's Liability insurance with minimum limits of \$100,000 per occurrence for each bodily injury claim, \$100,000 per occurrence for each bodily injury caused by disease claim, and \$500,000 aggregate for all bodily injuries caused by disease claims.
- 5.3.7 **Commercial General Liability:** Contractor shall maintain a Commercial General Liability insurance policy with minimum limits of \$1,000,000 for each occurrence and \$2,000,000 products and completed operations aggregate, and \$2,000,000 general aggregate (per project). The policy shall provide coverage for all claims for bodily injury, property damage (including loss of use), products and completed operations, and contractual liability.
- 5.3.8 **Automobile Liability:** Contractor shall maintain an Automobile Liability insurance policy, with minimum limits of \$1,000,000 combined single limit applicable to all owned, hired and non-owned vehicles used in performing services under this Contract. If transporting wastes, hazardous material, or regulated substances, Contractor shall carry a pollution coverage endorsement and an MCS 90 endorsement on their policy. Transportation coverage under the Contractors Pollution Liability policy shall be an acceptable replacement for a pollution endorsement to the Business Automobile Liability policy.
- 5.3.9 **Builder's Risk or Installation Floater:** Contractor shall maintain limits equal to the completed value of the project. Coverage shall be written on an all risk, replacement cost basis including coverage for soft costs, flood and earth movement, if in a flood or quake zone, and, if applicable, equipment breakdown including testing. The Town, Contractor, and subcontractors shall be Additional Named Insureds under the policy. Policy shall remain in force until acceptance of the project by the Town.
- 5.3.10 **Contractor's Pollution Liability:** Contractor shall maintain minimum limits of \$1,000,000 per occurrence and \$2,000,000 policy aggregate. Policy to include bodily injury; property damage including loss of use of damaged property; defense costs including costs and expenses incurred in the investigation, defense or settlement of claims; and clean-up costs. Policy shall include a severability of interest or separation of insured provision (no insured vs. insured exclusion) and a provision that coverage is primary and non-contributory with any other coverage or self-insurance maintained by the Town.
- 5.3.11 **Additional Provisions:**
- 5.3.11.1 For claims-made coverage: The retroactive date must be on or before the contract date or the first date when any goods or services were provided to the Town, whichever is earlier
- 5.3.11.2 Contractor shall advise the Town in the event any general aggregate or other aggregate limits are reduced below the required per occurrence



limits. At their own expense, and where such general aggregate or other aggregate limits have been reduced below the required per occurrence limit, the Contractor will procure such per occurrence limits and furnish a new certificate of insurance showing such coverage is in force.

## **Article 6—INDEMNIFICATION**

6.1 **Responsibility for Damage Claims:** The Contractor shall indemnify, save harmless, and defend the Town, its officers and employees, from and in all suits, actions or claims of any character brought because of: any injuries or damage received or sustained by any person, persons or property because of operations for the Town under the Contract; the Contractor's failure to comply with the provisions of the Contract; the Contractor's neglect of materials while constructing the Work; because of any act or omission, neglect or misconduct of the Contractor; because of any claims or amounts recovered from any infringements of patent, trademark, or copyright, unless the design, device, materials or process involved are specifically required by Contract; from any claims or amount arising or recovered under the "Workers' Compensation Act," by reason of the Contractor's failure to comply with the act; pollution or environmental liability; or any failure of the Contractor to comply with any other law, ordinance, order or decree. The Town may retain so much of the money due the Contractor under the Contract, as the Town considers necessary for such purpose, for the Town's use. If no money is due, the Contractor's Surety may be held until such suits, actions, claims for injuries or damages have been settled. Money due the Contractor will not be withheld when the Contractor produces satisfactory evidence that it and the Town are adequately protected by public liability and property damage insurance.

6.1.1 The Contractor also agrees to pay the Town all expenses incurred to enforce this "Responsibility for Damage Claim" agreement and if the insurer of the Contractor fails to provide or pay for the defense of the Town of Castle Rock, its officers and employees, as additional insured, the Contractor agrees to pay for the cost of that defense.

6.1.2 Nothing in the **INSURANCE PROVISIONS** shall limit the Contractor's responsibility for payment of claims, liabilities, damages, fines, penalties, and costs resulting from its performance or nonperformance under the Contract.

6.1.3 This indemnification obligation shall survive the expiration or termination of this Contract.

## **Article 7--CONTRACTOR'S RESPONSIBILITIES**

### **7.1 Control of the Work**

7.1.1 When the Contractor is not present on the Project it shall have a Superintendent or other representative acceptable to the Town present who shall, during the absence of the Contractor, be its representative and have immediate charge of the Project. The Superintendent or representative shall have the Contractor's authority to act in its absence.

CON-2026-0301



7.1.2 Any person employed on the Project who fails, refuses or neglects to obey the Superintendent or Contractor's other designated representative, shall, upon the order of the Project Manager, be at once removed from the Project and not again employed on any part of the Project.

## 7.2 **General Use of Subcontractors**

7.2.1 The Contractor may utilize the services of specialty Subcontractors on those parts of the Work which, under normal contracting practices, are performed by specialty Subcontractors.

7.2.2 The Contractor shall not sublet or subcontract any portion of the Work to be done under the Contract until approval of such action has been obtained from the Town.

7.2.3 The Contractor is fully responsible to the Town for the acts and omissions of its Subcontractors, and of persons either directly or indirectly employed by them.

7.2.4 Nothing contained in the Contract creates any contractual relationship between any Subcontractor and the Town.

7.2.5 The Contractor shall put appropriate provisions in all Subcontracts relative to the Work to bind Subcontractors to the terms of the Contract insofar as applicable to the Work of Subcontractors, and to give the Contractor the same power to terminate any Subcontractor that the Town may exercise over the Contractor.

7.2.6 The Contractor shall make available to each proposed Subcontractor, before the execution of the subcontract, copies of the Contract Documents to which the Subcontractor will be bound, and, upon written request of the Subcontractor, identify to the Subcontractor terms and conditions of the proposed subcontract which may be at variance with the Contract Documents. Subcontractors shall similarly make copies of applicable portions of such documents available to their respective proposed Sub-Subcontractors.

## 7.3 **Materials and Equipment Furnished by the Contractor**

7.3.1 The Contractor shall furnish and pay the cost of all of the necessary materials not furnished by the Town, all the superintendence, labor, tools, equipment, installation, maintenance, dismantling and removal of materials, supplies, temporary facilities, machinery and transportation. The Contractor shall perform all the work required for the construction of all structures listed and itemized under the Bid Schedule of the Bid in strict accordance with the plans, Specifications and requirements and any amendments thereto and supplemental plans and Specifications hereafter approved.

7.3.2 Unless otherwise provided for in the Specifications, all workmanship, equipment, materials, and articles incorporated in the Project are to be the best of their respective kinds, new and undamaged.



- 7.3.3 Materials, supplies or equipment to be incorporated into the Project shall not be purchased by the Contractor or any Subcontractor subject to chattel mortgage or under a conditional sales contract or other agreement by which an interest is retained by the seller.
- 7.3.4 The Contractor shall furnish the Project Manager, for the Manager's approval, the name of the manufacturer of machinery and other equipment for materials the Contractor contemplates incorporating in the Project. The Contractor shall also furnish information on capacities, efficiencies, sizes, etc., and other information as may be required by the Project Manager. The Contractor shall submit samples for approval when requested. Machinery, equipment, materials, and articles installed or used without the Project Manager's approval are at the risk of subsequent rejection.
- 7.3.5 The Contractor shall give the Project Manager three copies of all shop manuals, operating manuals, parts lists, classifications, catalog cuts, Specifications, warranties and guarantees for all equipment and machinery installed.
- 7.3.6 **Consideration of a product as an "equal" by the Project Manager may require that the manufacturer of such product furnish guarantees that extend beyond the usual product warranty time.** The refusal of a manufacturer to provide such guarantees is sufficient reason for rejecting the product.

#### 7.4 **Patents and Copyrights**

- 7.4.1 The Contractor shall provide a suitable legal agreement with the patentee giving the Contractor the right to use any design, device, material, or process covered by letters patent or copyright, in the construction of the Project when the use has not been specified or required by the Drawings and Specifications. The Contractor shall file a copy of this agreement with the Town, if requested. The Contractor and the Surety shall indemnify, defend and save harmless the Town from all claims for infringements on patented design, devices, material, process or any trademark or copyright during the prosecution or after the completion of the Project.
- 7.4.2 If any design, device, material, process or product of a particular manufacturer covered by letters patent or copyright is specified for use by the Drawings and Specifications, the Town is responsible for any claims for infringement by reason of the use of such design, device, material, process or product of a particular manufacturer; but the Contractor shall pay any royalties or license fees required.

#### 7.5 **Existing Utilities**

- 7.5.1 The Town has collected and shown on the Drawings available information on the location of existing underground, surface and overhead structures and utilities. However, the Town does not guarantee the results of the investigations are accurate or complete. It is the Contractor's responsibility to verify all locations of existing structures and utilities shown on the Drawings and to ascertain whether any other structures and utilities exist.

CON-2026-0301



7.5.2 The Contractor shall support, and protect from injury, existing power lines, telephone lines, water mains, gas mains, sewers, cables, conduits, ditches, curbs, walks, pavements, driveways, and other structures in the vicinity of the Project which are not authorized to be removed until completion of the Project.

## 7.6 **Coordination with Utilities Departments**

7.6.1 The Contractor shall always coordinate its Work with the Town of Castle Rock Utilities Department. If it becomes necessary to close portions of any water or sewer system due to construction operations, a minimum of 48 hours notification shall be given the Utilities Department and whenever possible one week's notice should be given. It is the Contractor's responsibility to ensure continuity of the utilities.

7.6.2 All water from Town owned utilities required for the Project will be provided at the Contractor's expense.

## 7.7 **Laws and Ordinances**

7.7.1 The Contractor shall perform all obligations under the Contract in strict compliance with all federal, state, and municipal laws, rules, statutes, charter provisions, ordinances, and regulations, applicable to the performance of the Contractor under the Contract.

7.7.2 The Contractor shall obtain all other permits and licenses required in the prosecution of the Work.

7.7.3 IT IS UNLAWFUL AND UNETHICAL FOR ANY PERSON TO OFFER, GIVE OR AGREE TO GIVE ANY TOWN EMPLOYEE, TOWN OFFICIAL OR FORMER TOWN EMPLOYEE, OR FOR ANY TOWN EMPLOYEE, TOWN OFFICIAL OR FORMER TOWN EMPLOYEE TO SOLICIT, DEMAND, ACCEPT OR AGREE TO ACCEPT FROM ANOTHER PERSON, A GRATUITY OR AN OFFER OF EMPLOYMENT IN CONNECTION WITH ANY DECISION, APPROVAL, DISAPPROVAL, RECOMMENDATION OR PREPARATION OF ANY PART OF A PROGRAM REQUIREMENT OR A PURCHASE REQUEST, INFLUENCING THE CONTENT OF ANY SPECIFICATION OR PROCUREMENT STANDARD, RENDERING OF ADVICE, INVESTIGATION, AUDITING OR IN ANY OTHER ADVISORY CAPACITY IN ANY PROCEEDING OR APPLICATION, REQUEST FOR RULING, DETERMINATION, CLAIM OR CONTROVERSY, OR OTHER PARTICULAR MATTER, PERTAINING TO ANY PROGRAM REQUIREMENT OR A CONTRACT OR SUBCONTRACT, OR TO ANY SOLICITATION OR PROPOSAL THEREFOR.

7.7.4 IT IS UNLAWFUL AND UNETHICAL FOR ANY PAYMENT, GRATUITY OR OFFER OF EMPLOYMENT TO BE MADE BY OR ON BEHALF OF A SUBCONTRACTOR UNDER A CONTRACT TO THE PRIME CONTRACTOR OR HIGHER TIER SUBCONTRACTOR OF ANY PERSON ASSOCIATED



THEREWITH, AS AN INDUCEMENT FOR THE AWARD OF A SUBCONTRACT OR ORDER.

## 7.8 Protection of Persons

- 7.8.1 The Contractor is responsible for the health and safety of each and every person on or at the Work site. The Contractor shall take all necessary and reasonable precautions and actions to protect all such persons from injury, death or loss. The Contractor shall furnish, erect, and maintain at its own expense all necessary precautions for the protection of the Work and safety of the public through and around its construction operations.
- 7.8.2 Contractor shall prepare and implement a safety program complying with all of the requirements in this Section. Prior to the start of construction, Contractor shall provide the safety program to the Project Manager.
- 7.8.3 Prior to the start of construction, the Contractor shall provide the Project Manager with a statement signed by the Contractor's Superintendent that all Contractor Personnel have been or will be briefed on the Contractor's safety program prior to being allowed on the Work site.
- 7.8.4 It is a condition of the Contract, and the Contractor shall make a condition of each Subcontract entered into pursuant to the Contract, that the Contractor and any Subcontractor shall not require any laborer, mechanic or other person employed in performance of the Contract to work in surroundings or under working conditions which are unsanitary, hazardous or dangerous to health or safety. The Contractor shall comply with all applicable safety rules and regulations adopted by the United States Department of Labor Occupational Safety and Health Administration (OSHA), the Industrial Commission of the State of Colorado or the Town of Castle Rock, whichever is most restrictive. The Town assumes no duty to ensure that the Contractor follows the safety regulations issued by OSHA or the State of Colorado.
- 7.8.5 The Town shall have the right at any time to request a safety compliance review of the Contractor's and its Subcontractor's safety policies, practices, and procedures. The Contractor shall provide to the Project Manager a complete copy of any OSHA correspondence, report, warning, citation, directive or notice within twenty-four (24) hours after it is received. The Contractor shall also provide the Project Manager a copy of any Contractor replies to any OSHA correspondence, report, warning, citation, directive or notice. This submittal is for informational purposes only and shall not alter the Contractor's responsibilities for safety of the Work site.
- 7.8.6 The Contractor shall provide written notice of any report of injury on the Work site to the Project Manager within forty-eight (48) hours after Contractor becomes aware of same. In addition, the Contractor shall provide verbal notice of the injury to the Project Manager immediately following the report of the injury. Contractor shall thereafter provide a copy of any investigation into the injury and a written statement of resolution of the injury, which should include but is not limited to, the



cause of the injury and remediation steps the Contractor will take to prevent another similar injury.

- 7.8.7 The Contractor shall employ at the Work site a responsible qualified person whose duties shall include the protection of persons and property and the administration of the Contractor's safety program. This person must have safety training, a working knowledge of safety requirements, and experience administering safety programs. The Contractor shall provide the Project Manager with this person's name prior to the start of construction.
- 7.8.8 For operations involving trenching, excavation or any other underground construction, the Contractor's attention is specially directed to and its Work shall conform to the Construction Safety and Health Regulations, Part P Subparagraph 1926.650-653 by OSHA, latest revision.
- 7.8.9 The Contractor shall provide all necessary protective devices and safety precautions. Such devices and precautions may include but are not limited to: posting of danger signs warning against hazards such as, but not limited to, hoists, well holes, elevator hatchways, scaffolding, openings, stairways, trip and fall hazards and falling materials; placement of warning flares; equipment back-up alarms; installation of barricades; promulgation and application of safety regulations and employment of safety personnel and guards. Signs will not be considered to be an adequate substitute for physical protective barriers. The costs of all protective devices and the planning and implementing of safety precautions are considered to be included in the Contract Amount.
- 7.8.10 This Section shall be interpreted in its broadest sense for the protection of persons and property, and no act or omission to act by the Town, its officers, employees or agents, or by any consultant shall relieve the Contractor of its obligations and duties hereunder.

## 7.9 **Protection of Property**

- 7.9.1 The Contractor shall continuously and adequately protect the Work from damage, injury or loss arising in connection with the Contract. It shall repair or replace at its expense any such damage, injury or loss, except such as may be directly due to error in the Contract or caused by agents or employees of the Town. It shall provide and maintain at its expense all passageways, barricades, guard fences, lights, and other protection facilities required by public authority or local conditions.
- 7.9.2 The Contractor is responsible for protection of all public and private property on and adjacent to the site of the Work. It shall use every precaution necessary to prevent damage to curbs, sidewalks, driveways, trees, shrubs, sod, mailboxes, fences, and other private and public improvements. It shall protect carefully from disturbance or damage all land monuments and property markers until an authorized agent has witnessed or otherwise referenced their locations, and shall not remove them until directed.



CON-2026-0301

**7.10 Protection of Historical Sites:** When the Contractor's excavating operations encounter remains of prehistoric people's dwelling sites or artifacts of historical or archeological significance, the Contractor shall temporarily discontinue the operations, and immediately advise the Project Manager. The Project Manager will contact archeological authorities to determine the disposition of the items in question. When directed, the Contractor shall excavate the site in such a manner as to preserve the artifacts encountered and remove them for delivery to the custody of the proper authorities. Such excavation is considered, and paid for, as extra Work.

**7.11 Responsibility to Repair**

7.11.1 Should any existing property be damaged, the Contractor shall immediately notify the owner of such property. Unless authorized in writing by the owner of the property or directed by the Project Manager, the Contractor shall not attempt to make repairs. Written authorization from the owner to make repairs must be so worded as to save the Town harmless from any responsibility whatsoever relative to the sufficiency of the repairs. The Contractor shall give the Project Manager a copy of the written authorization to make repairs.

7.11.2 When any direct or indirect damage or injury is done to any public or private property or utility by or on account of any act, omission, neglect or misconduct in the execution of the Work, the Contractor shall restore the damaged property at its own expense to a condition equal to or better than that existing before such damage or injury.

7.11.3 The Contractor shall replace any materials and equipment lost, stolen, damaged or otherwise rendered useless during the performance of Work on the Project.

**7.12 Traffic Control**

7.12.1 The Contractor shall arrange Work to disrupt traffic as little as possible. All traffic Control Devices used shall conform to the latest edition of the Manual of Uniform Traffic Control Devices, (MUTCD). Except as otherwise permitted, two-way traffic shall be maintained at all times in public roadways. At least 7 days before starting any Work in Town right-of-way, the Contractor shall submit a detailed traffic control plan for review from the Public Works Department, with a copy to the Police Department. The approval shall establish the requirements for closures related to the number of lanes and time of day lanes or streets may be closed. The Traffic Control Plan (TC Plan) shall include the name of the contractor, the name and phone number of the person responsible for the traffic control, the date for beginning and ending construction activity and hours of operation expected. The TC Plan should show the widths of streets involved, traffic lanes, the size and location of the Work area with distances from the curb, distance to the nearest intersection and the type and location of traffic control devices. No changes to the TC Plan shall be permitted without prior approval by the Public Works Director.



- 7.12.2 The Contractor shall furnish and maintain all necessary signs, barricades, lights, and flaggers necessary to control traffic and provide for safety of the public, all in compliance with the MUTCD with subsequent revisions and additions, and to the satisfaction of the Public Works Director.
- 7.12.3 Whenever a police officer is necessary for traffic control, the Contractor shall hire and pay a uniformed off-duty police officer with authority in the Town to direct traffic. The police department will determine the rate of pay for the officers.
- 7.12.4 The Contractor shall make its Traffic Control plans in concurrence with the Town requirements.

### 7.13 Sanitary Regulations

- 7.13.1 The Contractor is responsible for providing proper health and sanitation facilities for its employees, in compliance with any rules and regulations of the State Board of Health or any other bodies having jurisdiction.
- 7.13.2 The Contractor shall always provide an abundant supply of safe drinking water for its employees and shall give orders against the drinking of any water known to be unsafe in the vicinity of the Project.
- 7.13.3 At convenient places, the Contractor shall provide fly-proof outside toilets which are to be maintained in a sanitary condition. Toilets shall not be permitted in any reservoir area and shall not be permitted where they may pollute a water supply.

### 7.14 Pollution Control

- 7.14.1 The Contractor shall comply with all applicable Federal and State laws, orders, and regulations concerning the control, prevention, and abatement of water pollution and air pollution in all operations pertaining to the Contract whether on right-of-way provided by the Town or elsewhere.
- 7.14.2 The Contractor shall use construction methods that prevent release, entrance or accidental spillage of solid matter, contaminants, debris, and other objectionable pollutants and wastes including, but not restricted to refuse, garbage, cement, concrete, sewage effluent, industrial waste, radioactive substances, oil and other petroleum products, aggregate processing tailings, mineral salts, and thermal pollution. Non-regulated solid wastes shall be disposed of by methods approved under applicable laws and regulations, including, the Resource Conservation and Recovery Act (RCRA), Subtitle D, as administered by Colorado and local Health Departments and the EPA. Contaminated and hazardous materials are regulated by RCRA, Subtitles C and D. The Contractor shall notify the Colorado Department of Health, local Health Departments, and Town Fire Departments if suspect materials are encountered.
- 7.14.3 The Contractor shall utilize methods and devices that are reasonably available to control, prevent, and otherwise minimize atmospheric emissions or discharges of



air contaminants including dust in its construction activities and operation of equipment.

- 7.14.4 **The Contractor shall not emit dust into the atmosphere during any operations, including but not limited to:** grading; excavating; manufacturing, handling or storing of aggregates; trenching; or cement or pozzolans. The Contractor shall use the necessary methods and equipment to collect, deposit, and prevent dust from its operations from damaging crops, orchards, fields or dwellings or causing a nuisance to persons. The Contractor is liable for any damage resulting from dust.
- 7.14.5 The Contractor may not operate equipment and vehicles with excessive emission of exhaust gases due to improper mechanical adjustments, or other inefficient operating conditions, until repairs or adjustments are made.
- 7.14.6 Burning trash, rubbish, trees, brush or other combustible construction materials is not permitted.
- 7.14.7 De-watering for structure foundations or earthwork operations adjacent to or encroaching on lakes, streams or water courses shall be done in a manner which prevents muddy water and eroded materials from entering the lakes, streams or water courses, by construction of intercepting ditches, bypass channels, barriers, settling ponds or by other approved means. Excavated materials may not be deposited or stored in or alongside lakes or water courses where they can be washed away by high water or storm runoff.
- 7.14.8 The Contractor may not allow wastewater from aggregate processing, concrete batching or other construction operations to enter lakes, streams, water courses or other surface waters without turbidity control methods such as settling ponds, gravel-filter entrapment dikes, approved flocculation processes that are not harmful to fish, recirculation systems for washing of aggregates or other approved methods. Any wastewater discharged into surface waters shall conform to applicable discharge standards of the Colorado Department of Health and the Federal Government.

## 7.15 **Cleaning Up and Restoration**

- 7.15.1 The Contractor shall clean up all refuse or scrap materials so the site presents a neat, orderly, and workmanlike appearance at all times.
- 7.15.2 Upon completion of the Project, and before Final Inspection, the Contractor shall remove from the construction site and any occupied adjoining property all plants, buildings, refuse, unused materials, forming lumber, sanitary facilities, and any other materials and equipment that belong to the Contractor or its Subcontractors.
- 7.15.3 The Town may clean up and restore the construction site satisfactorily when the Contractor fails to do so. Any costs the Town incurs will be deducted from the Final Payment due the Contractor.



CON-2026-0301

**Article 8--OTHER WORK**

- 8.1 The Town reserves the right to award other Contracts in connection with the Project. The Contractor shall cooperate with and afford other contractors' reasonable opportunity for the introduction and storage of their materials and the execution of their Work, and shall coordinate its Work with theirs.

**Article 9--TOWN'S RESPONSIBILITIES**

- 9.1 The Town will furnish the data required by the Contract and will make payments to the Contractor as provided by these General Conditions.

**Article 10--PROJECT MANAGER'S RESPONSIBILITIES**

- 10.1 The Project Manager is designated by the Town to exercise all authority on its behalf under the Contract and to see that the Project is completed according to its terms and conditions. The Project Manager may assume exclusive control of the performance of the Contractor whenever such performance is located in or upon the Town's property. The Project Manager will furnish all explanations, directions, stakes or markers, and inspections necessary to carry out and complete the Project.

**10.2 Lines and Grades**

10.2.1 The Contractor shall survey and stake as needed to complete project.

10.2.2 The Project Manager may appoint a Surveyor who will furnish all lines and grades. The Contractor shall give assistance, as required by the Surveyor, to aid in the staking, including clearing, improving access, exploratory excavations, and suspending operations to permit the Surveyor to perform its Work.

10.2.3 The Contractor shall give notice to the Surveyor at least three full days before initial lines and grades are needed. Thereafter, the Contractor shall give the Surveyor notice at least one full day before additional line and grade stakes are needed. The Project Manager is not responsible for providing lines and grades until the Contractor meets this Article's notice requirements.

10.2.4 The Contractor shall preserve all stakes, bench marks, and any other survey points. If they are destroyed by the Contractor or its employees, the Contractor shall pay for their replacement.

**10.3 Inspection**

10.3.1 The Project Manager shall appoint Inspectors to inspect the Project. Inspection may extend to all or any part of the Project. The Inspectors are not authorized to alter the provisions of the Drawings or Specifications or to delay the fulfillment of the Contract by failure to inspect materials and Work with reasonable promptness.

CON-2026-0301



- 10.3.2 An Inspector has authority to reject defective materials and to suspend any Work that is being done improperly subject to the final decision of the Project Manager.
- 10.3.3 The Contractor shall give the Project Manager due and timely notice of readiness when the Project is to be inspected, tested or approved by someone other than the Inspector. The Contractor shall give the Project Manager required certificates of inspection, testing or approval. Inspection, tests or approvals by the Project Manager or others does not relieve the Contractor from its obligations to perform the Work according to the requirements of the Contract.
- 10.3.4 If the Project Manager considers it necessary or advisable that previously completed or covered Work be inspected or tested, the Contractor shall uncover, expose or otherwise make the Work available to the Project Manager for inspection and testing. The Contractor shall furnish all tools, labor, material, and equipment necessary to make the Work available. If the Project Manager finds the Work defective, the Contractor shall pay for the cost of satisfactory reconstruction and making the Work available. However, if the Work is not found defective, the Contractor will be allowed an increase in the Contract Price and/or an extension of the Contract Time for costs and time directly attributable to making the Work available and for reconstruction.
- 10.3.5 If the Contractor's operations require inspecting, testing or surveying to be done outside normal working hours or on Town holidays, it shall be at the Contractor's expense.

#### 10.4 Stop Work Order

- 10.4.1 The Project Manager has the authority to suspend Work on the Project either in whole or in part, for as long as the Project Manager deems necessary due to:
- X Unsuitable weather;
  - X Faulty workmanship;
  - X Improper superintendence;
  - X Contractor's failure to carry out orders or to perform any provision of the Contract;
  - X Conditions which may be considered unfavorable for the prosecution of Work on the Project; or
  - X Work being carried on in an unsafe manner.
- 10.4.2 If it is necessary to stop work for an indefinite period, the Contractor shall, if directed by the Project Manager, store all materials in such a manner that they will not become an obstruction or become damaged in any way. The Contractor shall take every precaution to prevent damage to or deterioration of the Work, providing suitable drainage and erecting temporary structures where necessary.

CON-2026-0301



10.4.3 The Project Manager will put the Stop Work order in writing and the Contractor may not proceed with Work on the suspended portion of the Project until notified in writing by the Project Manager.

**10.5 Disputes**

10.5.1 If the Contractor considers any Work directed by the Town to be outside the Contract requirements, or if it considers any ruling of the Project Manager to be unfair, it shall immediately ask for a written instruction or decision and shall perform the Work in conformance with the Project Manager's ruling. If the Contractor considers such instructions unsatisfactory, it shall file a written protest with the Project Manager within ten days after their receipt.

10.5.2 All claims, disputes and other matters in question arising out of or relating to the Contract shall be submitted to the Project Manager before the Contractor can begin litigation.

**Article 11--CHANGES**

**11.1 General**

11.1.1 The Town may make alterations to the Project without the consent of the Surety at any time during the Work. The Contractor shall perform the Work as changed, as if originally specified. The alterations do not invalidate the Contract in any way.

11.1.2 The Project Manager may, at any time, without notice to the Surety, by written notice to the Contractor, make any change in the Work to be performed within the general scope of the Contract, including but not limited to changes:

- X In the Specifications (including Drawings and designs);
- X In the method or manner of the performance of the Work;
- X In facilities, equipment, materials, services or site furnished by the Town;
- or
- X Directing acceleration in the performance of the Work.

11.1.3 Any other written order or verbal order (which terms as used in this Article shall include direction, instruction, interpretation or determination) from the Project Manager, which causes the change, will be treated as a Change Order under this Article, provided that the Contractor gives the Project Manager written notice stating the date, circumstances, and source of the order and that the Contractor regards the order as a Change Order.

11.1.4 The Contractor may not treat any order, statement or conduct of the Project Manager as a change under this Article nor become entitled to an equitable adjustment in the Contract Price or Performance Time, except as provided in this Article.



CON-2026-0301

- 11.1.5 If any change under this clause causes an increase or decrease in the Contractor's cost or the time required for the performance of any part of the Work under the Contract, whether or not changed by any order, an equitable adjustment will be made and the Contract modified in writing accordingly.
- 11.1.6 Claims for changes in the Contract Price or Contract Time of Performance will not be considered after the Final Payment has been made.
- 11.2 **Compliance with §24-91-103.6:** Notwithstanding any other language in this contract, the issuance of any Change Order or other form of order or directive by the Town requiring additional compensable work to be performed which will cause the Contract Price to **exceed** the amount appropriated for the Work is prohibited unless the Contractor is given written assurance by the Town that lawful appropriations to cover the costs of the additional work have been made or unless the Contract contains a remedy granting provision.
- 11.3 **Field Orders:** The Project Manager may make changes in the details of the Project at any time, by issuing a Field Order. The Contractor shall proceed with the performance of any changes in the Project ordered by the Project Manager. If the Contractor believes that such Field Order entitles it to a change in Contract Price or Time, or both, it shall give the Project Manager written notice within ten days after the receipt of the Field Order. Thereafter, the Contractor shall document the basis for the change in Contract Price or Time within thirty days.
- 11.4 **Change Orders**
- 11.4.1 Changes in the Contract Price are authorized only by Change Orders. Changes in contract time may be made by Change Order or by other appropriate written authorization.
- 11.4.2 Any difference in cost from Change Orders shall be added to or deducted from the amount of the Contract, as the case may be. Adjustments in the amounts to be paid to the Contractor on account of changed Work will be determined by one of the following methods in the order listed:
- X Unit Prices submitted in the Bid Schedule;
  - X Negotiated Unit Prices; and
  - X Negotiated lump sum.
- 11.5 **Extras and Force Account Work**
- 11.5.1 The Contractor shall perform any Work and furnish materials and equipment necessary or desirable for proper completion of the Contract if the Project Manager believes it necessary to order Work or materials or equipment which, in the Project Manager's opinion, are not susceptible to classification under the Unit Price items named in the Bid Schedule, and are not included in any lump sum bid item. The Project Manager will order such labor, material and equipment in writing before



the extra Work is started. The labor, material and equipment will be classed as extra Work. The Town will not pay for extra Work unless the Town orders in extra work in writing. All claims for extra Work shall be submitted to the Project Manager, supplemented by any data the Project Manager requires.

11.5.2 Extra Work and Work involving a combination of increases and decreases in the Work will ordinarily be paid for at a lump sum or Unit Price agreed upon in writing by the Project Manager and Contractor before the extra Work Order is issued. In the negotiation of lump sum or Unit Prices, the agreed estimated cost of the Work plus an allowance for overhead and profit, not to exceed the allowances stated in Section 11.5.3, shall be used.

11.5.3 The allowance for overhead and profit will include full compensation for superintendence, bonds and insurance premiums, taxes (other than sales or use taxes included in the cost of materials), office expense, and all other items of expense or cost not included in the cost of labor, materials, or equipment provided under Sections 11.5.4, 11.5.5 and 11.5.6. The allowance for overhead and profit will be according to the following schedule:

**ACTUAL NECESSARY COST ALLOWANCE:**

Labor	20 percent
Materials	15 percent
Equipment	10 percent

The Actual Necessary Cost for labor, materials, or equipment will be computed according to Sections 11.5.4, 11.5.5 and 11.5.6.

Superintendence, bond and insurance premiums, taxes (other than sales or use taxes inclusive in the cost of materials), and other general expense will not be included in the computation of actual necessary cost. When all or any part of the extra Work is performed by a Subcontractor or specialty firm, the prime Contractor may add five percent of the Subcontractor's total cost for the extra Work. The Contractor shall give the Project Manager daily report sheets covering the direct cost of labor and materials and charges for equipment. The daily report sheets shall provide names or identifications and classifications of workers and hours worked, as well as size, type and identification number of equipment and hours operated. Material charges shall be substantiated by valid copies of vendors' invoices. The Project Manager will make any necessary adjustments and compile the costs of cost-plus Work. When these reports are agreed upon and signed by both parties, they become the basis of payment for the Work performed.

11.5.4 Labor: The cost of labor used in performing the Work by the Contractor, a Subcontractor, or other forces will be the sum of the actual wages paid plus any employer payments to, or on behalf of, workers for fringe benefits including health and welfare, pension, vacation, and similar purposes; all payments imposed by State and Federal laws including, but not limited to, compensation insurance, and



social security payments; and the amount paid for subsistence and travel required in accordance with the regular practice of the employer.

At the beginning of the contract or as later requested by the Project Manager, the Contractor shall furnish the Project Manager proof of labor compensation rates being paid or already paid.

- 11.5.5 Materials: The cost of materials used in performing the Work, including transportation charges for delivery (exclusive of machinery rentals), will be the cost to the purchaser, whether Contractor, Subcontractor or other forces, from the Supplier thereof, inclusive of sales or use taxes, except if, in the opinion of the Project Manager, the cost of materials is excessive, or the Contractor does not furnish satisfactory evidence of the cost of such material. If the Project Manager finds the cost excessive or the Contractor has not furnished evidence of the cost, then the cost will be deemed to be the lowest current wholesale price for the quantity concerned delivered to the job-site less cash or trade discounts.

The Town reserves the right to furnish materials for the Work and the Contractor may not claim costs and profit on materials furnished by the Town.

The Town reserves the right to purchase from the Contractor any materials previously purchased for a project and not used. Payment for the materials will be based on the actual material cost as shown on the Supplier's invoice, any transportation charges incurred, plus a fifteen percent handling fee.

- 11.5.6 Equipment: The Contractor will be paid according to the rental rates agreed upon in writing before extra or force account Work is begun, for any machinery or special equipment (other than small tools) authorized by the Project Manager. The Contractor may furnish cost data to assist the Project Manager in the establishment of the rental rate.

The rental rates paid, as provided above, shall include the cost of fuel, oil, lubrication supplies, small tools, necessary attachments, repairs and maintenance of all kinds, depreciation, storage, insurance, and all incidentals. Operator wages will be paid separately, as provided in Section 11.5.4.

Individual pieces of equipment or tools having a replacement value of \$100.00 or less, whether or not consumed by use, are considered small tools and no payment will be made for them.

Rental time will not be allowed while equipment is inoperative due to breakdowns or storage on-site.

- 11.5.7 Equipment on the Work: The rental time to be paid for equipment on the Work is the time the equipment is in productive operation on the extra Work being performed.



11.5.8 Eliminating Items: The Project Manager shall notify the Contractor in writing to eliminate any items contained in the proposal unnecessary for the proper completion of the Work. Such action will not invalidate the contract. The Contractor, by Change Order, will be reimbursed for actual work done and all cost incurred, including mobilization of materials and equipment before the elimination of such items.

**Article 12--CONTRACT TIME**

**12.1 General**

12.1.1 Time is of the essence in the performance of all Work contemplated in the Contract. Therefore, the Work shall be commenced no later than ten days from and including the date of Notice to Proceed and shall be fully completed in a satisfactory and acceptable manner within the time stated in the Contract.

12.1.2 The capacity of the Contractor's construction plant and force shall be sufficient as to insure completion of the Project within the allotted time. The Contractor shall use multiple crews if necessary to complete the Project within the allotted time.

**12.2 Delays**

12.2.1 Delay claims fall into three categories: non-excusable, excusable, or compensable. Any payment for delays or the granting of time extensions require a properly executed Change Order per Article 11.

12.2.2 **Non-excusable delay** is one caused by factors within the Contractor's reasonable control. The delay is the Contractor's fault; no additional time or additional compensation is allowed. Typical types of non-excusable delays are:

- X Late submittal of Shop Drawings;
- X Late procurement of materials or equipment;
- X Insufficient personnel;
- X Unqualified personnel;
- X Inadequate coordination of Subcontractors or other contractors;
- X Subcontractor delays;
- X Late response to Town and Project Manager inquiries; or
- X Construction not conforming to contract requirements making repeated re-working necessary.

12.2.3 **Excusable delay** is caused by factors beyond the Contractor's reasonable control, but is not the result of the Town's actions or failure to act. An excusable delay entitles the Contractor to an extension of time but no additional compensation for the cost of the delay.



12.2.4 **Compensable delay** is one where the Town has failed to meet an obligation stated or implied in the construction contract. If the Project Manager considers a delay as compensable, the Town will grant a time extension and reimburse the Contractor for the increased cost caused by the delay. Typical types of Town-caused delays are:

- X Late approval of Shop Drawings and samples;
- X Delays in answers to field inquiries by the Contractor;
- X Interference with the Contractor during construction;
- X Town-caused schedule changes;
- X Design changes; or
- X Interference by other contractor's or the Town's forces.

12.2.5 Failure to Prosecute Work. If, in the opinion of the Town's Project Manager, or other authorized agent of the Town, the Contractor is not prosecuting the Work under the Contract, written notice will be given and the Contractor shall have seven days to resume the Work with due diligence.

**12.3 Failure to Complete Work on Time--Liquidated Damages**

12.3.1 The Town may permit the Contractor to proceed if the Contractor fails to complete the Work on or before the original date set forth for or on or before the corrected. In such case, the Town will deduct the sum specified in the Contract for each day that the Work remains uncompleted. This sum shall not be a penalty but is liquidated damages.

12.3.2 The parties agree that, under all of the circumstances, the daily basis and the amount set forth as liquidated damages is reasonable and equitable. The Town expends additional personnel effort in administrating the Contract or portions of it that are not completed on time, and such efforts and the costs thereof are impossible to accurately compute. In addition, some, if not all, citizens of Castle Rock incur personal inconvenience and lose confidence in their government as a result of public projects or parts of them not being completed on time, and the impact and damages, certainly serious in monetary as well as other terms, are impossible to measure.

12.3.3 Permitting the Contractor to continue and finish the Work, or any part of it, after the time fixed for its completion, or after the date to which the time of completion may have been extended, shall not operate as a waiver on the part of the Town of liquidated damages or any of its rights under the Contract.

**Article 13--WARRANTY AND GUARANTEE: SAMPLES AND TESTING; DEFECTIVE WORK AND MATERIALS**

**13.1 Warranty and Guarantees**



13.1.1 The Contractor and its Surety are jointly responsible for maintenance and satisfactory operation of Work performed under the Contract for a period of one year following the Notice of Construction Completion or until warranty work is fully satisfied. They are responsible for the satisfactory repair or replacement of any Work, materials or equipment which are found defective during this period, provided any failure results directly or indirectly from faulty workmanship or negligence by the Contractor, from faulty manufacturing or from faulty erection or improper handling of materials or equipment furnished or installed by the Contractor. Neither the Contractor nor Surety are liable for any failure resulting from the Town's neglect or improper operation of facilities or the act of a third party.

13.1.2 The obligations of 13.1.1 shall survive termination of the Contract under the provisions of Article 15.

### 13.2 **Samples and Testing**

13.2.1 All materials and equipment used in the Project will be subject to sampling and testing according to generally accepted standards and as required in the Contract Documents. In the absence of direct references, the sampling and testing of materials will be done according to current Specifications of the American Society for Testing and Materials or the American Water Works Association. The Contractor shall cooperate with the Project Manager in collecting and forwarding required samples.

13.2.2 The Contractor shall not incorporate any materials into the Project or cover any part of the Work until it has been inspected and approved according to the Contract Documents.

13.2.3 The Contractor shall furnish all samples without charge. The Contractor will cooperate with the Project Manager in collecting, handling, storing, and forwarding required samples including the furnishing of manpower and equipment when necessary.

13.2.4 The Contractor will pay the cost of the initial test except when the Contract states otherwise. The Contractor will pay the costs for repeated tests due to failure of the initial test.

### 13.3 **Access to Work**

13.3.1 The Project Manager and the Manager's representatives shall have access to the Project at any time for purposes of inspection, sampling, and testing. Access shall extend to authorized representatives of participating federal or state agencies and to other public authorities having jurisdiction established by law. The Contractor shall provide proper facilities for access to the Project.

13.3.2 Access to the Project shall mean wherever and whenever it is in manufacture, preparation or progress. It shall include access to payrolls, records of personnel,

CON-2026-0301



invoices of materials, terms and conditions of sale of materials and equipment to be incorporated in the Project, files, records, books, correspondence, instructions, Drawings, receipts, subcontracts, purchase orders, vouchers, memoranda and any other relevant data and records relating to the Contract.

13.3.3 The Town may, at reasonable times, inspect the part of the plant, place of business or worksite of the Contractor or Subcontractor at any tier which is pertinent to the performance of the Contract.

#### 13.4 **Defective Work and Materials**

13.4.1 Material and workmanship not conforming to the requirements of the Contract are deemed defective. Defective Work or material shall be removed immediately from the Project site and replaced with acceptable Work and material at the Contractor's expense.

13.4.2 If the Contractor fails to replace rejected materials or Work within ten days after receipt of written notice, the Town may replace or correct them and charge the cost to the Contractor and may terminate the right of the Contractor to proceed. Failure to detect previously installed defective materials or workmanship shall not impair the Town's right to receive a completed project which is free of defects and meets all of the requirements of the Contract Documents.

### **Article 14--PAYMENTS TO CONTRACTOR AND COMPLETION**

#### 14.1 **General**

14.1.1 Unless expressly provided otherwise, the prices shown in the Bid Schedule include the cost of all labor, materials, equipment, tools, forms, services, utilities, royalties, fees, and any other thing or expense necessary to complete the Project. Items not shown on the Plans, Specifications or Special Provisions but which are necessary to construct the Project will be considered a part of the Project whether specified or not and no separate payment will be made for these items.

14.1.2 Unless expressly provided otherwise in the Contract, the amount to be paid for the Work includes all labor, materials, forms, tools, scaffolding, plants, equipment, service, utilities, royalties, fees, and everything, whether temporary or permanent, necessary to complete the Project.

14.2 **Determination of Amounts and Quantities:** The Project Manager shall verify determinations of amounts and quantities of Work performed. The Project Manager shall have access to the records as stated in Article 13.3. The method of measurement of the Contract Bid Items will be as specified in the Special Conditions.

#### 14.3 **Variations in Estimated Quantities**



- 14.3.1 Where the quantity of a pay item in the Contract is an estimated quantity and where the actual quantity of such pay item varies more than twenty-five percent below the estimated quantity stated in the Contract, the Contractor shall make an equitable adjustment in the Contract Price, upon demand of the Town. The Contract Price adjustment will be based upon any decrease in costs due solely to the variation below seventy-five percent of the estimated quantity.
- 14.3.2 Where the quantity of a pay item in the Contract is an estimated quantity and the actual quantity of such pay item is more than twenty-five percent above the estimated quantity in the Contract, the Town may elect to terminate the Contract or issue a Change Order to adjust the Contract Price.

#### 14.4 **Monthly Estimates--Partial Payments**

- 14.4.1 The Contractor shall prepare monthly partial estimates (monthly estimates) for all Work completed up to that time. The authorized Town representative(s) shall approve the monthly estimates before progress payments will be made. The format of the monthly estimates will be related to the format of the Bid Proposal.
- 14.4.2 In making such progress payments, subject to the exceptions in this Article, the Town will retain five percent of the total amount earned as indicated in the monthly estimate until the Project is substantially completed, provided, however, that at any time after the value of the completed Work equals or exceeds fifty percent of the face value of the Contract, the Town shall, if it finds that satisfactory progress is being made, retain the amount previously withheld but make the remaining partial payments in full. At no time may the amount retained exceed five percent of the total Contract Price.
- 14.4.3 If the Town finds that satisfactory progress is being made in all phases of the Contract, it may, upon written request by the Contractor, authorize payment from the withheld percentage. Before such payment is made, the Town shall determine that satisfactory and substantial reasons exist for the payment and shall require written approval from any Surety furnishing Bonds for the Contract. The Contractor shall make partial payments of the amount due to each of its Subcontractors in the same manner as the Town is required to pay the Contractor under this Article, providing that the Subcontractor is satisfactorily performing under its Contract with the Contractor.
- 14.4.4 Monthly estimates may include the value of acceptable materials required in the construction which have been delivered on the site of the Work or to adjacent railway siding and for which acceptable provisions have been made for preservation and storage, providing the Contractor submits with its monthly estimate, paid invoices in duplicate for the material for which payment is being requested. Material paid for by the Town becomes the property of the Town and, in the event of the default on the part of the Contractor, the Town may use or cause to be used such materials in construction of the Work provided for in the Contract.

CON-2026-0301



14.4.5 The Town may withhold, in addition to retained percentages from Contractor payments, such an amount or amounts as may be necessary to cover:

14.4.6.1 Claims for labor or materials furnished the Contractor or Subcontractor(s) or reasonable evidence indicating probable filing of such claims;

14.4.6.2 Failure of the Contractor to make proper payment to Subcontractors or for material or labor furnished by others;

14.4.6.3 A reasonable doubt that the Contract can be completed for the balance then unpaid;

- \* Evidence of damage to another Contractor or private property;
- \* Uncorrected defective Work or guarantees that have not been met;
- \* Failure of the Contractor to submit cost breakdowns, schedules, reports and other information required under the Contract;
- \* Persistent failure to carry out the Work according to the Contract; or
- \* Reasonable evidence that the Work will not be completed within the Contract Time, and that the unpaid balance would not be adequate to cover actual or liquidated damages for the anticipated delay.

14.4.6 The Town may disburse and has the right to act as agent for the Contractor in disbursing funds, withheld pursuant to this paragraph, to the party or parties who are entitled to payment therefrom, but the Town assumes no obligation to make such disbursement. The Town will render to the Contractor a proper accounting of all funds disbursed under this paragraph.

#### 14.5 **Escrow Contract in Lieu of Retainage**

14.5.1 When sums are withheld to assure satisfactory performance of any contract exceeding fifty thousand dollars, the Contractor may withdraw the whole or any portion of the withheld sums if the Contractor deposits acceptable securities with the Director of Finance to negotiate the acceptable securities and to receive the payments due the Town pursuant to law or the terms of the Contract. To the extent there are excess funds resulting from negotiation, the balance shall be returned to the Contractor. Acceptable securities which are deposited shall have a market value at least equal in value to the amount withdrawn at all times. If at any time the Town determines that the market value of the acceptable securities deposited has fallen below the amount withdrawn, the Director of Finance shall give notice to the Contractor, who shall deposit additional acceptable securities in an amount sufficient to re-establish a total deposit of securities equal in value to the amount withdrawn.

14.5.2 The Town may enter into an escrow contract or agreement with any national bank, state bank, trust company or savings and loan association located in this state and designated by the Contractor, after notice to the Surety, to provide an escrow agent



for the custodial care and servicing of any obligations deposited with it pursuant to §24-91-106, C.R.S., as amended. Such services shall include the safekeeping of the obligations and the rendering of all services required to effectuate the purpose of §24-91-106 and §38-26-107, C.R.S., as amended.

- 14.5.3 The Town or any national bank, state bank, trust company or savings and loan association located in the state and designated by the Contractor to serve as custodian for the obligations pursuant to §24-91-106, C.R.S., as amended, shall collect all interest and income when due on the obligations deposited and shall pay them, when and as collected, to the Contractor who deposited the obligations. If the deposit is in the form of coupon Bonds the escrow agent shall deliver each coupon, as it matures, to the Contractor. The Contractor may not charge any expense incurred for this service to the Town.
- 14.5.4 Any amount deducted by the Town, pursuant to law or the terms of a Contract, from the retained payments otherwise due to the Contractor, will be deducted first from that portion of the retained payments for which no obligation has been substituted and then from the proceeds of any deposited obligation, in which case, the Contractor is entitled to receive the interest, coupons or income only from those obligations which remain on deposit after such amount has been deducted.
- 14.5.5 Provided that the Subcontractor has performed under its Contract with the Contractor, the Contractor shall disburse to each Subcontractor all retained payments and interest disbursed to the Contractor by the Town, in proportion to the respective amounts of retained payments, if any, which the Contractor has withheld from its Subcontractors.
- 14.5.6 If it becomes necessary for the Town to take over the completion of any Contract, all of the amount owed the Contractor, including the withheld percentage, shall first be applied toward the cost of completion of the Contract and any liquidated damages. Any balance remaining in the retained percentage shall be payable to the Contractor or the Contractor's creditors. Such retained percentage, as may be due any Contractor, shall be due and payable at the expiration of thirty days from the date of the Town Project Final Acceptance.
- 14.6 **Town's Right to Accept Portion of the Project:** The Town reserves the right to accept and make use of any completed section of the Project without invalidating the Contract or obligating the Town to accept the remainder of the Project.
- 14.7 **Substantial Completion:** When the Contractor considers the entire work ready for its intended use, the Contractor shall notify the Project Manager in writing that the entire Work is substantially complete (except for items specifically listed by Contractor as incomplete) and request that the Project Manager issue a Notice of Substantial Completion. Within a reasonable time, the Contractor, Project Manager and any other appropriate Town representatives shall make an inspection of the Work to determine the status of completion. If the Project Manager does not consider the Work substantially complete, the Project Manager will notify the Contractor in writing giving the reasons for denial of the Notice of



Substantial Completion. If the Project Manager considers the Work substantially complete, the Project Manager will prepare and deliver to the contractor a Notice of Substantial Completion which shall fix the date of Substantial Completion. The Project Manager shall attach to the certificate a tentative list ("punch list") of items to be completed or corrected before Final Payment. Warranties required by the Contract shall commence on the date set in the Notice of Construction Completion for the Project, or the date set in the Notice of Construction Completion for a designated portion of the Project, unless otherwise provided in the notice of Substantial Completion.

14.8 **Construction Completion:** When the Work specified in the Contract is completed and the final cleanup has been performed, the Contractor shall notify the Project Manager that all Work under the Contract has been completed and the Project Manager shall, within five days after such notice, make the final inspection. If the Project Manager finds that the Project has been completed according to the requirements set forth in the Contract, the Town, upon the recommendation of the Project Manager, shall issue a Notice of Construction Completion. Notices of Construction Completion issued orally or without proper Town authorization are void.

14.9 **Claims Against the Contractor**

14.9.1 As provided by Colorado law, persons or businesses, including Subcontractors, who have not been promptly paid by the Contractor and who have provided materials, services and labor of any kind, or labor and material incidental to the completion of the Project, may file claims and the Town may withhold from the Contractor an amount sufficient to cover such claims.

14.10 **Final Payment--Pursuant to Section 38-26-107, C.R.S., as Amended**

14.10.1 After the Notice of Construction Completion is issued by the Town, a Notice of Final Settlement shall be advertised at least twice, not less than ten days before the date of Final Settlement, in a newspaper of general circulation in the county where the Work was done. If no claims are filed before the expiration of ten days from the date of the last publication of the Notice of Final Settlement, the Final Payment, including retainage, may be made.

14.10.2 If any Subcontractor or Supplier files a claim before the expiration of ten days from the date of the last publication of the Notice of Final Settlement, for Work done or material furnished that has not been paid for by the Contractor, the Town shall withhold from Final Payment to the Contractor sufficient funds to insure the payment of the claims. The funds shall not be withheld longer than ninety days from the date of Final Settlement unless a legal action is started within that time to enforce payment of the claims.

14.10.3 At the end of ninety days, or any time before, if the person filing the claim acknowledges receipt of payment for the claim, or otherwise releases the claim in writing, the Town shall pay the Contractor the monies not subject to suit or lis pendens notices.



14.10.4 Monies that are the subject of a suit will be withheld until a judgment is rendered in the suit.

### **Article 15--CONTRACT TERMINATION**

- 15.1 **Town's Right to Terminate Contract for Convenience:** The Town shall, at any time, have the right to terminate the Contract, for convenience, upon giving written notice to the Contractor. The Contractor shall be entitled to the full amount of the approved estimate for the Work satisfactorily completed under the Contract up to the time of such termination, including the retained percentage. The Town shall reimburse the Contractor for such expenditures as, in the judgment of the Project Manager, are not otherwise compensated for, together with the cost of moving to and from the Project and a reasonable profit on the Work deleted by reason of the annulment of the Contract, in order that an equitable settlement is made with the Contractor.
- 15.2 **Town's Right to Terminate Contract for Default:** Project Manager, with the approval of the Town and acting on behalf of the Town, may serve notice upon the Contractor and its Surety of the intention to terminate the Contract if the performance of the Work set forth under the Contract is unnecessarily or unreasonably delayed by the Contractor, or if any of the provisions of the Contract are being violated by the Contractor or its Subcontractors. The Contract is terminated unless, in the opinion of the Project Manager, the Contractor corrects the violation within five days after the notice is served. In the event of such termination, the Project Manager, acting on behalf of the Town, shall immediately serve notice of the termination and the Surety's right to complete the Contract upon the Surety and the Contractor. The Surety shall have the right to take over and perform the Work called for in the Contract. The Surety is then bound by all the provisions of the Contract. If the Surety does not commence performance of the Work within ten days from the date of the notice, the Town may take over the Project and, without prejudice to any other remedies, complete the Project and the Contractor and its Surety are liable to the Town for any excess costs incurred by the Town.
- 15.3 **Contractor's Right to Terminate Contract**
- 15.3.1 The Contractor may terminate the Contract if the Work is stopped for a period of three months under any order of any court or other public authority through no act or fault of the Contractor or of anyone employed by it.
- 15.3.2 The Contractor may suspend Work if Town fails to make payments at the times provided in the Contract and the Contractor has given the Town written notice seven days before suspending Work. The Contractor may terminate the Contract, at its option, if the Town continues to be in default thirty days after the date of the written notice. Failure by the Town to make payments at the times provided is a bar to any claim by the Town against the Contractor for delay in completion of the Project if the Contractor suspended Work for that reason.



CON-2026-0301

15.3.3 If the Contractor terminates the Contract, it may recover the price of all Work done and materials provided and all damages sustained.

### **Article 16--EQUAL OPPORTUNITY**

16.1 **General:** During the performance of the Contract, the Contractor agrees as follows:

16.1.1 The Contractor shall not discriminate against any employee or applicant for employment because of race, color, age, disability, religion, sex, national origin, or as otherwise prohibited by law.

16.1.2 The Contractor shall ensure that all Subcontractors shall not discriminate against any employee or applicant for employment because of race, color, age, disability, religion, sex, national origin, or as otherwise prohibited by law.

### **Article 17--AUDIT**

17.1 **Records and Reports**

17.1.1 The Contractor shall keep and preserve full and detailed accounts relating to the Contract for a period of three years from the date of final payment under the Contract in which the Work is completed.

17.1.2 The Subcontractor shall keep and preserve full and detailed accounts relating to the Contract for a period of three years from the date of final payment under the subcontract.

17.2 **Access**

17.2.1 The Contractor shall permit the Town and the Town's accountants to have access as stated in Article 13.3 and to the records kept per Article 17.2 for the purpose of making such financial audits, or verifications as the Town deems necessary or appropriate concerning the Contractor's performance under the Contract.

### **Article 18--MISCELLANEOUS**

18.1 **Reservation of Right to Bar Persons from the Work and Site:** The Town reserves the right to bar any person, including employees of the Contractor and Subcontractors, from the Town's Work site. This shall not be treated as a request for the employee's termination but a request that the employee not be assigned to work on the Town Work site. No increase in contract time or price is authorized.

18.2 **Provisions Construed as to Fair Meaning.** The provisions of the Contract shall be construed as to their fair meaning, and not for or against any party based upon any attributes to such party of the source of the language in question.

18.3 **Headings for Convenience:** All headings, captions and titles are for convenience and reference only and of no meaning in the interpretation or effect of the Contract.

CON-2026-0301



- 18.4 **Implied Representations:** No representations, agreements, covenants, warranties, or certifications, express or implied, exist as between the parties, except as specifically set forth in the Contract.
- 18.5 **Financial Obligations of Town:** All financial obligations of the Town under the Contract are contingent upon appropriation, budgeting, and availability of specific funds to discharge such obligations. Nothing in the Contract shall be deemed a pledge of the Town's credit, or a payment guarantee by the Town to the Contractor.
- 18.6 **Assignment/transference:** The Contractor may not assign or transfer any interest in the Contract, including any money due or to become due, without the prior written consent of the Town.
- 18.7 **Amendments.** The parties shall only amend the Contract in writing with the proper official signatures and, if required elsewhere in this Contract, on the proper forms.
- 18.8 **Waiver.** No waiver of a breach or default under the Contract is a waiver of any other or subsequent breach or default.
- 18.9 **Governing Law.** The Contract is governed and to be construed according to the laws of the State of Colorado.
- 18.10 **Binding Contract.** The Contract is binding upon the parties hereto and their respective heirs, executors, administrators, successors and assigns.
- 18.11 **Colorado Labor Preference.** In accordance with the requirements of the Colorado Labor on Public Works Act, Section 8-17-101, et seq., C.R.S., Contractor shall ensure that Colorado labor shall be employed to perform at least 80% of the work. It shall be the sole responsibility of Contractor to ensure that all Subcontractors comply with this requirement.

CON-2026-0301



## **EXHIBIT 2**

### **CONTRACTOR'S BID**

#### **SCOPE OF WORK**

The location of the work to be completed under this contract is in Douglas County, in the northeastern quadrant of the Town of Castle Rock, Colorado. The Colorado Department of Transportation (CDOT) owns and maintains the right-of-way at the work location. The work is at the intersection of Founders Parkway (Colorado State Highway 86) and Crimson Sky Drive.

Work includes removal of existing asphalt and concrete, pavement markings, and signage. Installation of sidewalk, curb and gutter, ramps, pavement markings, signs, new traffic signal poles and mast arms with signal heads, caissons, conduit and wiring, pull boxes, luminaire, traffic signal controller cabinet, detection, CCTV camera, fire preemption and connection to CORE Electric Cooperative (CORE) furnished service meter cabinet.

The Contractor shall supply all labor, materials and equipment necessary to complete the work in accordance with the contract conditions and specifications, with the exception that the new traffic signal poles and mast arms will be furnished by the Town, and some existing streetlight standards will be removed by CORE.

**CONTINUED ON NEXT PAGE**

# PAYMENT SCHEDULE

INVITATION FOR BID					
IFB No. 203-2026					
Traffic Signal at Founders Pkwy & Crimson Sky					
					Sturgeon Electric Co, Inc
ITEM NUMBER	ITEM	UNIT	TOTAL QUANTITY	UNIT PRICE	COST
201-00000	CLEARING AND GRUBBING	LS	1	\$1,350.00	\$1,350.00
202-00200	REMOVAL OF SIDEWALK	SY	123	\$34.00	\$4,182.00
202-00203	REMOVAL OF CURB AND GUTTER	LF	104	\$23.00	\$2,392.00
202-00206	REMOVAL OF CONCRETE CURB RAMP	SY	28	\$42.00	\$1,176.00
202-00210	REMOVAL OF CONCRETE PAVEMENT	SY	101	\$40.00	\$4,040.00
202-00250	REMOVAL OF PAVEMENT MARKING	SF	121	\$5.00	\$605.00
202-08810	REMOVAL OF GROUND SIGN	EACH	1	\$200.00	\$200.00
203-01597	POTHOLING	HOUR	48	\$250.00	\$12,000.00
207-00700	TOPSOIL (ONSITE)	CY	122	\$77.00	\$9,394.00
208-00002	SEDIMENT CONTROL LOG	LF	119	\$9.00	\$1,071.00
208-00020	SILT FENCE	LF	170	\$4.00	\$680.00
208-00035	AGGREGATE BAG	LF	12	\$21.00	\$252.00
208-00042	REINFORCED ROCK BERM	LF	12	\$77.00	\$924.00
208-00046	PRE-FABRICATED CONCRETE WASHOUT STRUCTURE	EACH	1	\$1,400.00	\$1,400.00
208-00055	INLET PROTECTION	EACH	4	\$320.00	\$1,280.00
208-00075	PRE-FABRICATED VEHICLE TRACKING PAD	EACH	1	\$870.00	\$870.00
208-00106	SWEEPING (SEDIMENT REMOVAL)	HOUR	20	\$160.00	\$3,200.00
208-00200	EROSION CONTROL MANAGEMENT	LS	1	\$1,300.00	\$1,300.00
210-01000	RESET FENCE	LF	144	\$22.00	\$3,168.00
210-01050	ADJUST VALVE BOX	EACH	1	\$600.00	\$600.00
212-00708	SEEDING (NATIVE) BROADCAST	ACRE	0.14	\$15,000.00	\$2,100.00
212-01200	LANDSCAPE RESTORATION	LS	1	\$4,700.00	\$4,700.00
213-00002	MULCHING (WEED FREE HAY)	ACRE	0.08	\$3,100.00	\$248.00
213-00061	MULCH TACKIFIER	LB	15	\$54.00	\$810.00
213-00067	ROCK MULCH (WEED FREE)	SF	261	\$12.00	\$3,132.00
216-00042	SOIL RETENTION BLANKET (BIODEGRADABLE STRAW/COCONUT)	SY	316	\$2.50	\$790.00
304-06000	AGGREGATE BASE COURSE (CLASS 6)	TON	84	\$70.00	\$5,880.00
412-00191	CONCRETE PAVEMENT (PATCHING)	CY	10	\$1,300.00	\$13,000.00
503-00018	DRILLED SHAFT (18 INCH)	LF	10	\$370.00	\$3,700.00
503-00036	DRILLED SHAFT (36 INCH)	LF	15	\$645.00	\$9,675.00
503-00048	DRILLED SHAFT (48 INCH)	LF	42	\$700.00	\$29,400.00
608-00006	CONCRETE SIDEWALK (6 INCH)	SY	133	\$114.00	\$15,162.00
608-00010	CONCRETE CURB RAMP	SY	74	\$180.00	\$13,320.00
609-21021	CURB AND GUTTER TYPE 2 (SECTION II-M)	LF	100	\$66.00	\$6,600.00
610-00020	MEDIAN COVER MATERIAL (PATTERNED COLORED CONCRETE)	SF	70	\$35.00	\$2,450.00
613-00200	2 INCH ELECTRICAL CONDUIT	LF	110	\$23.00	\$2,530.00
613-00206	2 INCH ELECTRICAL CONDUIT (BORED)	LF	364	\$22.00	\$8,008.00
613-00300	3 INCH ELECTRICAL CONDUIT	LF	435	\$24.00	\$10,440.00
613-00306	3 INCH ELECTRICAL CONDUIT (BORED)	LF	742	\$25.00	\$18,550.00
613-07001	TYPE ONE PULL BOX	EACH	1	\$1,200.00	\$1,200.00
613-07002	TYPE TWO PULL BOX	EACH	2	\$1,500.00	\$3,000.00
613-07004	TYPE FOUR PULL BOX	EACH	4	\$2,200.00	\$8,800.00
613-07005	TYPE FIVE PULL BOX	EACH	1	\$2,700.00	\$2,700.00
613-10000	WIRING	LS	1	\$15,000.00	\$15,000.00
613-13065	LUMINAIRE (LED) (5400 LUMENS)	EACH	4	\$1,100.00	\$4,400.00
613-50109	METER POWDER PEDESTAL	EACH	2	\$8,400.00	\$16,800.00
614-00011	SIGN PANEL (CLASS I)	SF	85	\$70.00	\$5,950.00
614-00037	SIGN PANEL (SPECIAL)	EACH	2	\$5,300.00	\$10,600.00
614-00216	STEEL SIGNPOST (2X2 INCH TUBING)	LF	38	\$68.00	\$2,584.00
614-70150	PEDESTRIAN SIGNAL FACE (16) (COUNTDOWN)	EACH	4	\$950.00	\$3,800.00
614-70200	ACCESSIBLE PEDESTRIAN SIGNAL	EACH	4	\$2,500.00	\$10,000.00
614-70336	TRAFFIC SIGNAL FACE (12-12-12)	EACH	9	\$1,300.00	\$11,700.00
614-70448	TRAFFIC SIGNAL FACE (12-12-12-12)	EACH	4	\$1,550.00	\$6,200.00
614-72832	COMMUNICATIONS CABINET (TYPE 2)	EACH	1	\$8,600.00	\$8,600.00
614-72855	TRAFFIC SIGNAL CONTROLLER CABINET	EACH	1	\$30,000.00	\$30,000.00
614-72863	PEDESTRIAN PUSH BUTTON POST ASSEMBLY	EACH	2	\$2,200.00	\$4,400.00
614-72866	FIRE PREEMPTION UNIT AND TIMER	EACH	2	\$4,000.00	\$8,000.00
614-72887	MICROWAVE VEHICLE RADAR DETECTOR	EACH	3	\$16,500.00	\$49,500.00
614-80000	FLASHING BEACON	EACH	1	\$8,300.00	\$8,300.00
614-81011	TRAFFIC SIGNAL-LIGHT POLE STEEL (1 MAST ARM) (INSTALL ONLY)	EACH	3	\$4,200.00	\$12,600.00
614-81300	TRAFFIC SIGNAL-LIGHT POLE (INSTALL ONLY)	EACH	1	\$4,500.00	\$4,500.00
614-84450	TRAFFIC SIGNAL PEDESTAL POLE STEEL (INSTALL ONLY)	EACH	3	\$2,300.00	\$6,900.00
614-86800	UNINTERRUPTED POWER SUPPLY	EACH	1	\$16,000.00	\$16,000.00
614-87321	CLOSED CIRCUIT TELEVISION (INSTALL ONLY)	EACH	2	\$1,750.00	\$3,500.00
614-87702	ETHERNET RADIO (PAIR)	EACH	2	\$3,000.00	\$6,000.00
620-00020	SANITARY FACILITY	EACH	1	\$1,200.00	\$1,200.00
625-0000	CONSTRUCTION SURVEYING	LS	1	\$12,300.00	\$12,300.00
626-0000	MOBILIZATION	LS	1	\$17,300.00	\$17,300.00
627-02010	PREFORMED PAVEMENT MARKING (TYPE II) (INLAID)	SF	100	\$28.00	\$2,800.00
627-30405	PREFORMED THERMOPLASTIC PAVEMENT MARKING (WORD-SYMBOL)	SF	33	\$24.00	\$792.00
627-30410	PREFORMED THERMOPLASTIC PAVEMENT MARKING (XWALK-STOP LINE)	SF	228	\$15.00	\$3,420.00
627-30413	PREFORMED THERMOPLASTIC PAVEMENT MARKING (XWALK-STOP LINE) (INLAID)	SF	542	\$18.00	\$9,756.00
630-00016	TRAFFIC CONTROL (SPECIAL) LS	LS	1	\$33,000.00	\$33,000.00
700-70010	F/A MINOR CONTRACT REVISIONS	FA	1	\$12,000.00	\$12,000.00
700-70072	F/A OBTAIN POWER FROM CORE ENERGY	FA	1	\$25,000.00	\$25,000.00
720-00000	MATERIALS SAMPLING AND TESTING	LS	1	\$3,000.00	\$3,000.00
<b>TOTAL CONSTRUCTION COST</b>					<b>\$582,181</b>

In Words: Five Hundred Eighty Two Thousand, One Hundred Eighty One and Zero Cents

Stan Greenhalge, Estimator Colo Transportation, 720-601-8666, Email: sdgreenhalge@myrgroup.com

Dan Hendren, District Manager Colo Transportation, 303-250-1207  
 5/18/2026



PoDI / NHS	
FHWA PROJECT OF DIVISION INTEREST (PoDI)	■ NO □ YES
NATIONAL HIGHWAY SYSTEM?	□ NO ■ YES

# TOWN OF CASTLE ROCK

## CRIMSON SKY DR AND FOUNDERS PKWY - TRAFFIC SIGNAL

### TOWN OF CASTLE ROCK, CO, DOUGLAS COUNTY

DESIGN DATA	CRIMSON SKY DR (EW)	FOUNDERS PKWY (SH 86) (N/S)
ROADWAY CLASSIFICATION	MINOR COLLECTOR	STATE HIGHWAY
POSTED SPEED	30 MPH	50 MPH
DESIGN SPEED	30 MPH	55 MPH
LANE WIDTH	11' MIN	11.5' MIN
ROADWAY CROSS SLOPE	MATCH EX.	MATCH EX.
MAX. ROADWAY GRADE	MATCH EX.	MATCH EX.
MIN. RADIUS OF CURB RETURN	25' MIN.	25' MIN.
STOPPING SIGHT DISTANCE	210' WB	545' NB / 465' SB
2025 DESIGN TRAFFIC		
DHV	195	2,234
ADT	1,815	22,000
DHV TRUCK %	2.5%	3.6%
2045 DESIGN TRAFFIC		
DHV	315	3,600
ADT	2,900	35,400
DHV TRUCK %	2.5%	3.6%




**VICINITY MAP**  
1" = 400'

SHEET INDEX	
SHEET NO.	INDEX OF SHEETS
1	COVER SHEET
2	M&S STANDARD PLANS LIST
3-4	GENERAL NOTES
5	SUMMARY OF APPROXIMATE QUANTITIES
6	SURVEY CONTROL
7	SURVEY TABULATION
8	REMOVAL PLAN
9	ROADWAY PLAN
10	ROADWAY DETAILS
11	CURB RAMP DETAILS
12-17	TEMPORARY EROSION AND SEDIMENT CONTROL PLAN
18-19	SIGNING AND STRIPING PLAN
20	SIGNING AND STRIPING DETAILS
21-25	TRAFFIC SIGNAL PLAN
26-28	PHASING AND TRAFFIC CONTROL PLAN
29-30	ONE-LINE DIAGRAM
SU1-SU4	SUE PLANS

**CONTACT INFORMATION:**

TOWN OF CASTLE ROCK: 4175 CASTLETON COURT, CASTLE ROCK, COLORADO 80109 CONTACT: JACOB VARGISH, P.E. PH: 303-814-6415 E: JVARGISH@CRGOV.COM	OLSSON: 1525 N RALEIGH ST, SUITE 400, DENVER, COLORADO 80204 CONTACT: ADJI WITJAKSONO, P.E., PTOE PH: 303-214-3477 E: AWITJAKSONO@OLSSON.COM
---	---

FOR CONSTRUCTION PLANS  
5/27/2026



PRINT DATE: May 27, 2026  
FILE NAME: T\_TTL01\_C2206085.DWG  
HORIZ. SCALE: N/A VERT. SCALE: N/A  
UNIT INFORMATION

**olsson** 1525 Raleigh St  
Unit 400  
Denver, CO 80204

SHEET REVISIONS		
DATE:	COMMENTS	INIT.



Department of Public Works  
4175 Castleton Court  
Castle Rock, CO 80109  
TEL 720.733.2462

AS CONSTRUCTED	COVER SHEET			PROJECT NO./CODE
NO REVISIONS:	DESIGNER:	NDS	STRUCTURE NUMBERS	PROJECT NO.: C22-06085
REVISED:	DETAILER:	GDL		CODE:
VOID:	SHEET SUBSET:	GEN	SUBSET SHEETS: 1 OF 5	SHEET NUMBER: 1


PLAN NUMBER	M STANDARD TITLE	PAGE NUMBER	PLAN NUMBER	M STANDARD TITLE	PAGE NUMBER	PLAN NUMBER	S STANDARD TITLE	PAGE NUMBER
<input checked="" type="checkbox"/> M-100-1	STANDARD SYMBOLS (3 SHEETS)	1-3	<input type="checkbox"/> M-606-1	MIDWEST GUARDRAIL SYSTEM TYPE 3 W-BEAM 31 INCHES (19 SHEETS) <i>(REVISED ON MARCH 5, 2020)</i>	79-97	<input type="checkbox"/> S-612-1	DELINEATOR INSTALLATIONS (8 SHEETS) <i>(REVISED ON APRIL 3, 2025)</i>	171-179
<input checked="" type="checkbox"/> M-100-2	ACRONYMS AND ABBREVIATIONS (4 SHEETS)	4-7	<input type="checkbox"/> M-606-13	GUARDRAIL TYPE 7 F-SHAPE BARRIER (4 SHEETS)	98-101	<input type="checkbox"/> S-613-1	ROADWAY LIGHTING (6 SHEETS) <i>(REVISED ON APRIL 3, 2025)</i>	179-186
<input type="checkbox"/> M-203-1	APPRDACH ROADS	8	<input type="checkbox"/> M-606-14	PRECAST TYPE 7 CONCRETE BARRIER (4 SHEETS) <i>(REVISED ON FEBRUARY 9, 2023)</i>	102-104	<input type="checkbox"/> S-613-2	ALTERNATIVE ROADWAY LIGHTING (4 SHEETS) <i>(ISSUED ON SEPTEMBER 30, 2020)</i>	
<input type="checkbox"/> M-203-2	DITCH TYPES	9	<input type="checkbox"/> M-606-15	GUARDRAIL TYPE 9 SINGLE SLOPE BARRIER (11 SHEETS) <i>(REVISED ON FEBRUARY 17, 2023)</i>	105-116	<input checked="" type="checkbox"/> S-613-3	PULL BOX DETAIL (2 SHEETS) <i>(ISSUED ON APRIL 4, 2024)</i>	
<input type="checkbox"/> M-203-11	SUPERELEVATION CROWNED AND DIVIDED HIGHWAYS (3 SHEETS)	10-12	<input checked="" type="checkbox"/> M-607-1	WIRE FENCES AND GATES (3 SHEETS)	116-118	<input checked="" type="checkbox"/> S-613-4	TRAFFIC SIGNAL ONE-LINE DIAGRAMS (6 SHEETS) <i>(ISSUED ON JUNE 15, 2023)</i>	
<input type="checkbox"/> M-203-12	SUPERELEVATION STREETS (2 SHEETS)	13-14	<input type="checkbox"/> M-607-2	CHAIN LINK FENCE (3 SHEETS)	119-121		GROUND SIGN PLACEMENT (2 SHEETS) <i>(REVISED ON MARCH 1, 2024)</i>	187-188
<input type="checkbox"/> M-206-1	EXCAVATION AND BACKFILL FOR STRUCTURES (2 SHEETS)	15-16	<input type="checkbox"/> M-607-3	BARRIER FENCE	122	<input checked="" type="checkbox"/> S-614-1	CLASS I SIGNS <i>(REVISED ON MARCH 1, 2024)</i>	189
<input type="checkbox"/> M-206-2	EXCAVATION AND BACKFILL FOR BRIDGES (2 SHEETS)	17-18	<input type="checkbox"/> M-607-4	DEER FENCE, GATES, AND GAME RAMPS (7 SHEETS) <i>(REVISED ON JULY 13, 2020)</i>	123-127	<input type="checkbox"/> S-614-2	CLASS II SIGNS <i>(REVISED ON MARCH 1, 2024)</i>	190
<input type="checkbox"/> M-208-1	TEMPORARY EROSION CONTROL (11 SHEETS) <i>(REVISED ON MAY 16, 2024)</i>	19-29	<input type="checkbox"/> M-607-10	PICKET SNOW FENCE	128	<input type="checkbox"/> S-614-3	CLASS III SIGNS (3 SHEETS) <i>(REVISED ON MARCH 1, 2024)</i>	191-193
<input type="checkbox"/> M-210-1	MAILBOX SUPPORTS (2 SHEETS)	30-31	<input type="checkbox"/> M-607-15	ROAD CLOSURE GATE (9 SHEETS)	129-137	<input type="checkbox"/> S-614-4	BREAK-AWAY SIGN SUPPORT DETAILS FOR CLASS III SIGNS (2 SHEETS)	194-195
<input type="checkbox"/> M-214-1	NURSERY STOCK DETAILS	32	<input checked="" type="checkbox"/> M-608-1	CURB RAMPS (10 SHEETS)	138-147	<input type="checkbox"/> S-614-5	CONCRETE FOOTINGS AND SIGN ISLANDS FOR CLASS III SIGNS (2 SHEETS)	196-197
<input type="checkbox"/> M-216-1	SOIL RETENTION COVERING (2 SHEETS)	33-34	<input checked="" type="checkbox"/> M-609-1	CURBS, GUTTERS, AND SIDEWALKS (4 SHEETS)	148-151	<input type="checkbox"/> S-614-6	TUBULAR STEEL SIGN SUPPORT DETAILS (7 SHEETS) <i>(REVISED ON MARCH 1, 2024)</i>	198-204
<input type="checkbox"/> M-400-1	SAFETYEDGE FOR PAVEMENT <i>(NEW, ISSUED ON APRIL 25, 2025)</i>		<input type="checkbox"/> M-611-1	CATTLE GUARD (2 SHEETS)	152-153	<input checked="" type="checkbox"/> S-614-8	PEDESTRIAN PUSH BUTTON POST ASSEMBLY (2 SHEETS) <i>(SUPERSEDED ON JANUARY 22, 2020 BY S-614-45)</i>	205-206
<input checked="" type="checkbox"/> M-412-1	CONCRETE PAVEMENT JOINTS (9 SHEETS) <i>(REVISED ON JANUARY 31, 2022)</i>	35-39	<input type="checkbox"/> M-611-2	DEER GUARD (2 SHEETS)	154-155		MARKER ASSEMBLY INSTALLATIONS	207
<input checked="" type="checkbox"/> M-412-2	CONCRETE PAVEMENT CRACK REPAIR (6 SHEETS) <i>(REVISED ON SEPTEMBER 6, 2022)</i>		M-613-1	SUPERSEDED WITH S-613-1 AND S-613-2 IN JULY 2019		<input type="checkbox"/> S-614-10	MILEPOST SIGN DETAIL FOR HIGH SNOW AREAS	208
<input type="checkbox"/> M-510-1	STRUCTURAL PLATE PIPE H-20 LOADING	40	<input type="checkbox"/> M-614-1	RUMBLE STRIPS (3 SHEETS)	156-158	<input type="checkbox"/> S-614-11	STRUCTURE NUMBER INSTALLATION (2 SHEETS)	209-210
<input type="checkbox"/> M-601-1	SINGLE CONCRETE BOX CULVERT (CAST-IN-PLACE) (2 SHEETS)	41-42	<input type="checkbox"/> M-614-2	SAND BARREL ARRAYS (2 SHEETS)	159-160	<input type="checkbox"/> S-614-12	FLASHING BEACON AND SIGN INSTALLATIONS (4 SHEETS)	211-214
<input type="checkbox"/> M-601-2	DOUBLE CONCRETE BOX CULVERT (CAST-IN-PLACE) (2 SHEETS)	43-44	<input type="checkbox"/> M-615-1	EMBANKMENT PROTECTOR TYPE 3	161	<input checked="" type="checkbox"/> S-614-14	CHAIN STATION SIGNAGE <i>(ISSUED ON APRIL 30, 2024)</i>	
<input type="checkbox"/> M-601-3	TRIPLE CONCRETE BOX CULVERT (CAST-IN-PLACE) (2 SHEETS)	45-46	<input type="checkbox"/> M-615-2	EMBANKMENT PROTECTOR TYPE 5	162	<input type="checkbox"/> S-614-15	LATE/ZIPPER MERGE SIGNAGE <i>(ISSUED ON SEPT. 22, 2025)</i>	
<input type="checkbox"/> M-601-10	HEADWALL FOR PIPES	47	<input type="checkbox"/> M-616-1	INVERTED SIPHON	163	<input type="checkbox"/> S-614-19	TYPICAL POLE MOUNT SIGN INSTALLATIONS <i>(REVISED ON MARCH 1, 2024)</i>	215
<input type="checkbox"/> M-601-11	TYPE "S" SADDLE HEADWALLS FOR PIPE	48	<input type="checkbox"/> M-620-1	FIELD LABORATORY CLASS 1	164	<input type="checkbox"/> S-614-20	CONCRETE BARRIER SIGN POST INSTALLATIONS (2 SHEETS) <i>(REVISED ON SEPTEMBER 21, 2020)</i>	216-217
<input type="checkbox"/> M-601-12	HEADWALLS AND PIPE OUTLET PAVING	49	<input type="checkbox"/> M-620-2	FIELD LABORATORY CLASS 2 (2 SHEETS)	165-166	<input type="checkbox"/> S-614-21	TYPICAL MULTI-SIGN INSTALLATIONS	218
<input type="checkbox"/> M-601-20	WINGWALLS FOR PIPE OR BOX CULVERTS (2 SHEETS)	50-51	<input type="checkbox"/> M-620-11	FIELD OFFICE CLASS 1	167	<input type="checkbox"/> S-614-22	J-POST SIGN SUPPORT (3 SHEETS) <i>(ISSUED ON MAR. 1, 2024)</i>	
<input type="checkbox"/> M-603-1	METAL PIPE (4 SHEETS)	52-55	<input type="checkbox"/> M-620-12	FIELD OFFICE CLASS 2	168	<input type="checkbox"/> S-614-23	TYPICAL TRAFFIC SIGNAL 30'-75' DOUBLE MAST ARMS 65'-75' SINGLE MAST ARMS (5 SHEETS) <i>(REVISED ON JULY 22, 2022)</i>	219-223
<input type="checkbox"/> M-603-2	REINFORCED CONCRETE PIPE	56	<input type="checkbox"/> M-629-1	SURVEY MONUMENTS (2 SHEETS)	169-170	<input checked="" type="checkbox"/> S-614-40	ALTERNATIVE TRAFFIC SIGNAL 25'-55' SINGLE MAST ARMS (4 SHEETS) <i>(REVISED ON JULY 22, 2022)</i>	224-227
<input type="checkbox"/> M-603-3	PRECAST CONCRETE BOX CULVERT <i>(REVISED ON SEPTEMBER 10, 2020)</i>	57				<input type="checkbox"/> S-614-41	TEMPORARY SPAN WIRE SIGNALS (13 SHEETS)	228-240
<input type="checkbox"/> M-603-4	CORRUGATED POLYETHYLENE PIPE (AASHTO M294) AND CORRUGATED POLYPROPYLENE PIPE (AASHTO M330) (2 sheets) <i>(REVISED ON MARCH 7, 2022)</i>	58				<input checked="" type="checkbox"/> S-614-42	CABINET FOUNDATION DETAIL (4 SHEETS) <i>(REVISED ON APRIL 4, 2024)</i>	241-244
<input type="checkbox"/> M-603-5	POLYVINYL CHLORIDE (PVC) PIPE (AASHTO M304)	59				<input checked="" type="checkbox"/> S-614-43	TRAFFIC LOOP AND MISCELLANEOUS SIGNAL DETAILS (8 SHEETS) <i>(REVISED ON APRIL 4, 2024)</i>	245-252
<input type="checkbox"/> M-603-6	STEEL REINFORCED POLYETHYLENE RIBBED PIPE (AASHTO MP 20)	60				<input checked="" type="checkbox"/> S-614-44	PEDESTAL POLE SIGNALS (2 SHEETS)	253-254
<input type="checkbox"/> M-603-10	CONCRETE AND METAL END SECTIONS	61				<input checked="" type="checkbox"/> S-614-45	PEDESTRIAN PUSH BUTTON POST ASSEMBLY DETAILS (6 SHEETS) <i>(REVISED ON DECEMBER 3, 2020)</i>	
<input type="checkbox"/> M-603-12	TRAVERSABLE END SECTIONS AND SAFETY GRATES (3 SHEETS)	62-64				<input type="checkbox"/> S-614-50	STATIC SIGN MONOTUBE STRUCTURES (12 SHEETS)	255-266
<input type="checkbox"/> M-604-10	INLET, TYPE C	65				<input type="checkbox"/> S-614-60	DYNAMIC SIGN MONOTUBE STRUCTURES (14 SHEETS)	267-280
<input type="checkbox"/> M-604-11	INLET, TYPE D	66				<input checked="" type="checkbox"/> S-627-1	PAVEMENT MARKINGS (11 SHEETS) <i>(REV. SEPT. 22, 2025)</i>	281-289
<input type="checkbox"/> M-604-12	CURB INLET TYPE R (2 SHEETS)	67-68				<input checked="" type="checkbox"/> S-630-1	TRAFFIC CONTROLS FOR HIGHWAY CONSTRUCTION (26 SHEETS) <i>(REVISED ON SEPT. 22, 2025)</i>	290-313
<input type="checkbox"/> M-604-13	CONCRETE INLET TYPE 13	69				<input checked="" type="checkbox"/> S-630-2	BARRICADES, DRUMS, CONCRETE BARRIERS (TEMP) AND VERTICAL PANELS	314
<input type="checkbox"/> M-604-20	MANHOLES (3 SHEETS)	70-72				<input type="checkbox"/> S-630-3	FLASHING BEACON (PORTABLE) DETAILS	315
<input type="checkbox"/> M-604-25	VANE GRATE INLET (5 SHEETS) <i>(REVISED ON FEBRUARY 3, 2023)</i>	73-77				<input type="checkbox"/> S-630-4	STEEL SIGN SUPPORT (TEMPORARY) INSTALLATION DETAILS (2 SHEETS)	316-317
<input type="checkbox"/> M-605-1	SUBSURFACE DRAINS	78				<input type="checkbox"/> S-630-5	PORTABLE RUMBLE STRIPS (TEMPORARY) (2 SHEETS)	318-319
						<input type="checkbox"/> S-630-6	EMERGENCY PULL-OFF AREA (TEMPORARY)	320
						<input type="checkbox"/> S-630-7	ROLLING ROADBLOCKS FOR TRAFFIC CONTROL (3 SHEETS)	321-323

**COLORADO**  
**DEPARTMENT OF TRANSPORTATION**  
**M&S STANDARD PLANS LIST**  
 July 31, 2019  
 Revised on October 22, 2025

ALL OF THE M&S STANDARD PLANS, AS SUPPLEMENTED AND REVISED, APPLY TO THIS PROJECT WHEN USED BY DESIGNATED PAY ITEM OR SUBSIDIARY ITEM.

THE M&S STANDARD PLANS USED TO DESIGN THIS PROJECT ARE INDICATED BY A MARKED BOX , AND WILL BE ATTACHED TO THE PLANS. ALL OTHER M&S STANDARD PLANS ARE STILL ELIGIBLE FOR USE IN CONSTRUCTION IF APPROVED BY AN APPROPRIATE CDOT ENGINEER.

DWG: F:\2022\06001-0650\022-06085-cl0-design\AutoCAD\final\plans\Sheets\FD\BIT\_GEN01\_C2206085.dwg USER: awitjaksone  
 DATE: Mar 26, 2026 8:57am XREFS: T\_P\BLK\_C2206085



Know what's below. Call before you dig.

PRINT DATE: March 26, 2026  
 FILE NAME: T\_GEN01\_C2206085.DWG  
 HORIZ. SCALE: N/A VERT. SCALE: N/A  
 UNIT INFORMATION  
**olsson** 1525 Raleigh St  
 Unit 400  
 Denver, CO 80204

SHEET REVISIONS			
DATE:	COMMENTS	INIT.	



Department of Public Works  
 4175 Castleton Court  
 Castle Rock, CO 80109  
 TEL 720.733.2462


AS CONSTRUCTED	M&S STANDARD PLANS LIST				PROJECT NO./CODE
NO REVISIONS:					PROJECT NO.: C22-06085
REVISED:	DESIGNER:	NDS	STRUCTURE NUMBERS		CODE:
VOID:	DETAILER:	GDL			SHEET NUMBER: 2
	SHEET SUBSET:	GEN	SUBSET SHEETS: 2 OF 5		

**GENERAL NOTES:**

1. ALL MATERIALS, WORKMANSHIP, AND CONSTRUCTION OF PUBLIC IMPROVEMENTS SHALL MEET OR EXCEED THE STANDARDS AND SPECIFICATIONS SET FORTH IN THE TOWN OF CASTLE ROCK (TCR) MUNICIPAL CODE, TCR TECHNICAL MANUALS, AND APPLICABLE STATE AND FEDERAL REGULATIONS.
2. THE CONTRACTOR IS SPECIFICALLY CAUTIONED THAT THE LOCATION AND/OR ELEVATION OF EXISTING UTILITIES AS SHOW ON THESE PLANS IS BASED ON RECORDS OF THE VARIOUS UTILITY COMPANIES AND, WHERE POSSIBLE, MEASUREMENTS TAKEN IN THE FIELD. THE INFORMATION IS NOT TO BE RELIED UPON AS BEING EXACT OR COMPLETE.
3. THE CONTRACTOR MUST CALL THE UTILITY NOTIFICATION CENTER OF COLORADO ((303)-232-1991) AT LEAST 72 HOURS BEFORE ANY EXCAVATION TO REQUEST EXACT FIELD LOCATIONS OF THE UTILITIES, PRIOR TO CONSTRUCTION. THE CONTRACTOR SHALL VERIFY PERTINENT LOCATIONS AND ELEVATIONS, ESPECIALLY AT CONNECTION POINTS AND POTENTIAL UTILITY CONFLICTS. IT SHALL BE THE RESPONSIBILITY OF THE CONTRACTOR TO COORDINATE RELOCATION OF ALL EXISTING UTILITIES THAT CONFLICT WITH THE PROPOSED IMPROVEMENTS SHOW ON THE PLANS.
4. THE CONTRACTOR SHALL COORDINATE AND COOPERATE WITH THE TOWN AND ALL UTILITY COMPANIES INVOLVED WITH RELOCATIONS OR ADJUSTMENTS OF EXISTING UTILITIES DURING CONSTRUCTION AND TO ASSURE THAT THE WORK IS ACCOMPLISHED IN A TIMELY FASHION AND WITH A MINIMUM DISRUPTION OF SERVICE. THE CONTRACTOR SHALL BE RESPONSIBLE FOR CONTACTING ALL PARTIES AFFECTED BY ANY DISRUPTION OF ANY UTILITY SERVICE.
5. THE CONTRACTOR SHALL PROVIDE A MINIMUM OF 72 HOURS NOTICE TO THE ON-SITE TCR CONSTRUCTION INSPECTOR, 720-733-2200, PRIOR TO MAKING ANY CONNECTIONS TO EXISTING WATER, SANITARY SEWER, AND/OR STORM SEWER SYSTEMS PROVIDED THAT THE UTILITY TIE IN DOES NOT DISRUPT SERVICE TO EXISTING CASTLE ROCK WATER CUSTOMERS. IF THE TIE-IN WILL DISRUPT A UTILITY SERVICE, THE CONTRACTORS SHALL PROVIDE A MINIMUM OF THREE (3) WEEKS NOTICE TO THE TCR CONSTRUCTION INSPECTOR TO ALLOW TIME FOR CASTLE ROCK WATER TO PROVIDE WRITTEN NOTIFICATION TO EXISTING CUSTOMERS AFFECTED BY THE TIE-IN. ALL TOWN UTILITY TIE-IN THIS SHALL BE APPROVED BY THE CASTLE ROCK WATER REPRESENTATIVE PRIOR TO COMMENCING WORK.
6. THE CONTRACTOR SHALL HAVE ONE (1) SIGNED COPY OF THE APPROVED PLANS, ONE (1) COPY OF THE APPROPRIATE CRITERIA AND SPECIFICATIONS AND A COPY OF ANY PERMITS AND EXTENSION AGREEMENTS NEEDED FOR THE JOB ON SITE AT ALL TIMES. THE CONTRACTOR SHALL BE REQUIRED TO OBTAIN A TOWN OF CASTLE ROCK RIGHT-OF-WAY PERMIT, AND TOWN OF CASTLE ROCK LOW-IMPACT TESC PERMIT.
7. THE CONTRACTOR SHALL BE RESPONSIBLE FOR ALL ASPECTS OF SAFETY INCLUDING, BUT NOT LIMITED TO, EXCAVATION, TRENCHING, SHORING, TRAFFIC CONTROL, AND SECURITY.
8. IF, DURING CONSTRUCTION, CONDITIONS ARE ENCOUNTERED WHICH SHOULD INDICATE A SITUATION THAT IS NOT IDENTIFIED IN THE PLANS OR SPECIFICATION, THE CONTRACTOR SHALL CONTACT THE TCR CONSTRUCTION INSPECTOR IMMEDIATELY.
9. ALL REFERENCES TO ANY PUBLISHED STANDARDS SHALL REFER TO THE LATEST REVISION OF SAID STANDARD UNLESS SPECIFICALLY STATED OTHERWISE.
10. CONTRACTOR SHALL SUBMIT A TRAFFIC CONTROL PLAN IN ACCORDANCE WITH THE MANUAL ON UNIFORM TRAFFIC CONTROL DEVICES (MUTCD) INCLUDING THE COLORADO SUPPLEMENT TO THE MUTCD (CURRENT EDITION) AND CDOT STANDARD PLAN S-630-1 TO THE APPROPRIATE RIGHT-OF-WAY AUTHORITY FOR APPROVAL PRIOR TO ANY CONSTRUCTION ACTIVITIES WITHIN OR AFFECTING THE RIGHT-OF-WAY. THE CONTRACTOR SHALL BE RESPONSIBLE FOR PROVIDING ANY AND ALL TRAFFIC CONTROL DEVICES AS MAY BE REQUIRED BY CONSTRUCTION ACTIVITIES.
11. THE CONTRACTOR IS RESPONSIBLE FOR PROVIDING ALL LABOR AND MATERIALS NECESSARY FOR THE COMPLETION OF THE INTENDED IMPROVEMENTS SHOWN ON THESE DRAWINGS OR AS DESIGNATED TO BE PROVIDED, INSTALLED, OR CONSTRUCTED UNLESS SPECIFICALLY NOTED OTHERWISE.
12. THE CONTRACTOR SHALL BE RESPONSIBLE FOR RECORDING AS-BUILT INFORMATION ON A SET OF RECORD DRAWINGS KEPT ON THE CONSTRUCTION SITE AND AVAILABLE TO THE TCR CONSTRUCTION INSPECTOR AT ALL TIMES.
13. THE LAYOUT AND CONSTRUCTION ARE NOT TO BE SCALED FROM ANY DRAWING. IF PERTINENT DIMENSIONS ARE NOT SHOWN CONTACT THE CONSULTANT ENGINEER FOR CLARIFICATION AND ANNOTATE THE DIMENSION ON THE AS-BUILT RECORD DRAWINGS.
14. ALL INITIAL SEDIMENT CONTROL MEASURES SHALL BE INSTALLED PER THE TEMPORARY EROSION & SEDIMENT CONTROL (TESC) PLAN PRIOR TO ANY EARTH-DISTURBING ACTIVITY. ALL EROSION AND SEDIMENT CONTROL PRACTICES MUST BE MAINTAINED IN EFFECTIVE OPERATING CONDITIONS AT ALL TIMES. REMOVAL OF CONTROL MEASURES SHALL NOT OCCUR WITHOUT THE APPROVAL OF THE STORMWATER INSPECTOR. THE CONTRACTOR SHALL BE RESPONSIBLE FOR KEEPING ROADWAYS FREE AND CLEAR OF ALL CONSTRUCTION DEBRIS AND DIRT TRACKED FROM THIS SITE.
15. ALL STRUCTURAL EROSION CONTROL MEASURES SHALL BE INSTALLED AT THE LIMITS OF DISTURBANCE PRIOR TO ANY OTHER GROUND DISTURBING ACTIVITY. ALL EROSION CONTROL MEASURES SHALL BE MAINTAINED IN GOOD REPAIR BY THE CONTRACTOR UNTIL THE ENTIRE DISTURBED AREA IS STABILIZED WITH HARD SURFACE OR LANDSCAPING.
16. THERE SHALL BE NO SITE CONSTRUCTION ACTIVITIES ON SATURDAYS UNLESS SPECIFICALLY APPROVED BY THE TCR CONSTRUCTION INSPECTOR AND NO SITE CONSTRUCTION ACTIVITIES ON SUNDAYS OR HOLIDAYS UNLESS THERE IS PRIOR WRITTEN APPROVAL BY THE PUBLIC WORKS DIRECTOR.
17. NO SOLID OBJECT (EXCLUDING FIRE HYDRANTS, TRAFFIC CONTROL DEVICES, AND TRAFFIC SIGNS) EXCEEDING THIRTY (30) INCHES IN HEIGHT ABOVE THE FLOWLINE ELEVATION OF THE ADJACENT STREET, INCLUDING BUT NOT LIMITED TO BUILDINGS, UTILITY CABINETS, WALLS, FENCES, LANDSCAPE PLANTINGS, CROPS, CUT SLOPES, AND BERMS, SHALL BE PLACED WITHIN SIGHT DISTANCE LINES AND SIGHT DISTANCE EASEMENTS..
18. FOR PRELIMINARY PLAN QUANTITIES OF PAVEMENT MATERIALS, THE FOLLOWING RATES WERE UTILIZED.
  - AGGREGATE BASE COURSE - 133 LB/CF
19. ALL ASPHALT AND CONCRETE PAVEMENT REMOVAL SHALL BE FULL DEPTH SAWCUT PRIOR TO REMOVAL.
20. ANY CONCRETE PLACED WITHIN CDOT RIGHT-OF-WAY MUST HAVE ADEQUATE SULFATE RESISTANCE. IF THE SULFATE LEVELS ARE UNKNOWN, TO PROVIDE FOR ADEQUATE SULFATE RESISTANCE IN ALL CONCRETE SUPPLIED, SEVERITY OF POTENTIAL EXPOSURE SHALL BE CLASS 2 FOR THIS PROJECT. THE CONTRACTOR MAY, AT THEIR OWN EXPENSE, HAVE A CERTIFIED LABORATORY TEST THE SUBGRADE AS PER THE FIELD MATERIALS MANUAL. TESTING SHALL BE AT THE SAME SCHEDULE AND FREQUENCY AS REQUIRED FOR A PRELIMINARY SOIL SURVEY. THE CONTRACTOR MAY PROPOSE A DIFFERENT CLASS OF EXPOSURE FOR THE PROJECT BASED ON THOSE TEST RESULTS.
21. CONCRETE PAVEMENT (PATCHING) SHALL UTILIZE CLASS P CONCRETE AND SHALL BE A MIX FROM THE CDOT APPROVED CONCRETE MIX DESIGN LIST AND SHALL HAVE A COMPRESSIVE STRENGTH OF 2,500 PSI BEFORE BEING OPENED TO TRAFFIC.
22. ALL CONCRETE JOINTS SHALL BE CONTINUOUS INTO THE ADJACENT SLAB. WHERE JOINTS ARE NOT CONTINUOUS, A JOINT TERMINATION CORE (JTC) WILL BE NEEDED (SEE CDOT M&S 412-1, SHEET 5).
23. THE CONTRACTOR SHALL MAINTAIN PROPER DRAINAGE DURING CONSTRUCTION OR AS DIRECTED BY THE TCR ENGINEER. MAINTAINING DRAINAGE WILL NOT BE PAID SEPARATELY BUT SHALL BE INCLUDED IN THE COST OF WORK.
24. THE CONTRACTOR SHALL BE REQUIRED TO PLAN, SCHEDULE, AND COORDINATE WORK IN CONSIDERATION OF UTILITY WORK AS OUTLINED IN THE "UTILITIES" PROJECT SPECIAL PROVISION.

**TRAFFIC SIGNAL NOTES:**

1. TRAFFIC SIGNAL MATERIALS AND INSTALLATION SHALL COMPLY WITH THE COLORADO DEPARTMENT OF TRANSPORTATION'S (CDOT) STANDARDS SPECIFICATIONS FOR ROAD AND BRIDGE CONSTRUCTION, LATEST EDITION, CDOT'S M&S STANDARD PLANS, LATEST EDITION, THE MUTCD, THE NATIONAL ELECTRICAL CODE, AND ALL LOCAL ORDINANCE AND REGULATIONS THAT APPLY.
2. ALL QUANTITIES ARE APPROXIMATE. THE CONTRACTOR SHALL BE RESPONSIBLE FOR ALL WORK NECESSARY TO THE CONSTRUCTION SHOWN ON THESE PLANS. ALL ITEMS NOT SHOWN IN THE QUANTITIES SHALL BE CONSIDERED INCIDENTAL TO THE INSTALLATION OF TRAFFIC SIGNAL AND WILL NOT BE PAID SEPARATELY.
3. ALL VEHICLE AND PEDESTRIAN INDICATIONS SHALL BE APPROVED SOLID-STATE LED TYPE. LENSES SHALL BE FROSTED OR TINTED TO PRODUCE A UNIFORM AND NON-PIXELATED APPEARANCE.
4. EACH OVERHEAD VEHICLE SIGNAL HEAD, AS SHOWN IN THE PLANS, SHALL HAVE A BACKPLATE, THAT'S BLACK IN COLOR, WITH A 1.5-INCH WIDE BORDER OF YELLOW TYPE XI MATERIAL PER THE LATEST FHWA SIGN SHEETING REFERENCE GUIDE. TUNNEL VISOR SHALL ALSO BE INSTALLED ON ALL SIGNAL FACES AND SHALL BE BLACK IN COLOR. THE BACKPLATE, YELLOW BORDER, AND TUNNEL VISORS SHALL BE INCLUDED IN THE COST OF THE SIGNAL HEAD. SIGNAL HEAD HOUSING SHALL BE BLACK POLYCARBONATE WITH TUNNEL VISORS.
5. ALL SIGNAL HEADS SHALL BE PACKED WITH THE HEAVY BLACK PLASTIC UNTIL READY FOR OPERATIONS.
6. LUMINAIRES SHALL BE INSTALLED ON 15-FOOT EXTENSION ARMS AND A 35-FOOT MINIMUM MOUNTING HEIGHT. LUMINAIRES SHALL BE 5,400 LUMEN LED WITH CUTOFF LENSES.



PRINT DATE: March 26, 2026  
 FILE NAME: T\_GEN01\_C2206085.DWG  
 HORIZ. SCALE: N/A VERT. SCALE: N/A  
 UNIT INFORMATION

**olsson** 1525 Raleigh St  
 Unit 400  
 Denver, CO 80204

SHEET REVISIONS		
DATE:	COMMENTS	INIT.



Department of Public Works  
 4175 Castleton Court  
 Castle Rock, CO 80109  
 TEL 720.733.2462

AS CONSTRUCTED	GENERAL NOTES			PROJECT NO./CODE
NO REVISIONS:				PROJECT NO.: C22-06085
REVISED:	DESIGNER: NDS	STRUCTURE NUMBERS		CODE:
VOID:	DETAILER: GDL	SUBSET SHEETS: 3 OF 5		SHEET NUMBER: 3
	SHEET SUBSET: GEN			

DWG: F:\2022\0601-0650\022-06085-cl40-design\AutoCAD\final\plans\Sheets\RD\BIT\_GEN01\_C2206085.dwg USER: awitjaksana  
 DATE: Mar 26, 2026 8:57am XREFS: T\_PTBK\_C2206085


**TRAFFIC SIGNAL NOTES:**

7. CONDUIT SHALL BE SCHEDULE 80 PVC. NO OPEN CUT IS ALLOWED WITHIN PAVED AREAS. ALL CONDUIT WITHIN/UNDER THE ROADWAY IS TO BE DIRECTIONALLY BORED A MINIMUM OF 3 FEET BELOW PAVEMENT AREAS. ALL CONDUIT SHALL HAVE A PULL ROPE LEFT IN THEM WHEN CONSTRUCTION IS COMPLETED. CONDUITS SHALL BE SEALED IN THE CABINET AND ALL PULL BOXES WITH DUCT SEAL PUTTY. THE CONSTRUCTOR SHALL SEPARATE HIGH AND LOW VOLTAGE CONDUCTORS. BORE DEPTHS MAY BE VARIED TO AVOID CONFLICTING UTILITIES. REFERENCE CDOT MULE TAPE REQUIREMENTS AS LISTED IN THE CDOT PROJECT SPECIAL PROVISIONS
8. ALL CONDUIT RUNS WITH MULTIPLE CONDUITS SHALL BE INSTALLED IN THE COMMON BORE OR TRENCH. ALL CONDUIT RUNS SHALL HAVE TRACER WIRE INSTALLED FOR FUTURE LOCATES. FOR ADDITIONAL GUIDANCE REFERENCE CDOT PROJECT SPECIAL PROVISIONS
9. NO EXCAVATION SHALL BE PERMITTED UNTIL UNDERGROUND UTILITIES HAVE BEEN LOCATED TO THE SATISFACTION OF ALL PARTIES. THE CONTRACTOR IS RESPONSIBLE FOR PROTECTING ALL ABOVE GROUND UNDERGROUND UTILITIES. CONTACT THE UTILITY NOTIFICATION CENTER OF COLORADO AT 811 TO HAVE THE LOCATIONS OF UNCC REGISTERED LINES MARKED BY MEMBER COMPANIES. ALL OTHER UTILITIES SHALL BE LOCATED BY CONTACTING THE RESPECTIVE COMPANY.
10. ALL SIGNAL CABLE SHALL BE CONTINUOUS FROM CONNECTIONS MADE IN THE HAND HOLE COMPARTMENT OF THE SIGNAL POLE BASE TO THE TERMINAL COMPARTMENT IN THE CONTROLLER CABINET. SPLICING SHALL NOT BE PERMITTED.
11. EXCAVATION OF SPOILS FROM DRILLED SHAFTS AND THE CONSTRUCTION OF THE SHAFTS SHALL BE COMPLETED WITHIN THE DAY AND SPECIFIED WORKING HOURS. SPOILS SHALL BE REMOVED BY THE CONTRACTOR AT NO ADDITIONAL COST.
12. CONTRACTOR IS REQUIRED TO FOLLOW CDOT SPECIFICATION 503 FOR DRILLED SHAFT WORK. SHOULD THE CONTRACTOR INCUR WATER IN THE SHAFT, DEWATERING WILL BE REQUIRED. DEWATERING WILL NOT BE PAID FOR SEPARATELY BUT SHALL BE INCLUDED IN THE COST OF WORK. CDOT PERMIT COG090000 FOR CONSTRUCTION DEWATERING ACTIVITIES SHALL BE REQUIRED.
13. CONTRACTOR SHALL COORDINATE WITH THE COLORADO DEPARTMENT OF TRANSPORTATION ENGINEER FOR NEW SIGNAL ACTIVATION. CONTRACTOR SHALL PROVIDE THE TOWN OF CASTLE ROCK A 72-HOUR NOTICE BEFORE TURNING ON SIGNAL. SIGNAL SHALL BE TESTED WITH 48 HOURS OF FLASH OPERATIONS AND SHALL NOT BE TURNED ON IN NORMAL OPERATIONS ON A FRIDAY. CALL ALVIN STAMP (303-512-5110)
14. PEDESTRIAN PUSH BUTTONS SHALL MEET ALL APPLICABLE ADA REQUIREMENTS. THE PUSH BUTTON SHALL BE POLARA INS, OR APPROVED EQUAL AND SHALL HAVE AUDIBLE AND VISUAL CONFIRMATION AND A RAISED ARROW ON THE BUTTON CAP.
15. ALL PULL BOXES SHALL BE FIBERGLASS REINFORCED POLYMER CONCRETE AND SHALL HAVE A GROUNDING ROD. PULL BOXES FOR SIGNAL CONDUIT SHALL HAVE "TRAFFIC" STAMPED ON THE LID AND PULL BOXES FOR ELECTRICAL SERVICE SHALL HAVE "ELECTRIC" STAMPED IN THE LID. NOMINAL PULL BOX SIZES ARE:  
 TYPE TWO PULL BOX - (13" X 24" X 18")  
 TYPE FOUR PULL BOX - (24" X 36" X 24")  
 TYPE FIVE PULL BOX - (30" X 48" X 24")
16. ALL ELECTRICAL METERS SHALL BE PROVIDED AT THE NE QUADRANT OF THE INTERSECTION. COORDINATION WITH CORE ELECTRIC FOR POWER SOURCE HOOKUP SHALL BE INCLUDED IN THE WORK. CORE WILL BE LOCATING THE NEW METER PEDESTAL WITHIN THE EXISTING CDOT ROW, IN AN AREA UNOBSTRUCTED BY FENCES.
17. PRIOR TO COMMENCEMENT OF ANY CONSTRUCTION THAT WILL AFFECT TRAFFIC SIGNS OF ANY TYPE, THE CONTRACTOR SHALL TAKE COMPLETE INVENTORY OF EXISTING SIGNS WITHIN THE PROJECT AREA THAT ARE IN TOWN ROW AND SUBMIT TO DOUG MOON (303-519-8409).
18. TRAFFIC SIGNAL HEADS MOUNTED ON THE SIDE OF THE POLES SHALL BE BANDED. SIGNAL HEADS SHALL BE POSITIONED ON THE SIDE OF THE POLE AWAY FROM THE ADJACENT TRAVEL LANE.
19. ALL TRAFFIC SIGNAL POLES, MAST ARM, AND PEDESTAL POLE FINISHES SHALL BE GALVANIZED WITH DARK GREEN POWDER COATING, FEDERAL 595 COLOR #14056. SIGNAL MAST ARM POLES AND ARMS WILL BE FURNISHED BY THE TOWN OF CASTLE ROCK AND INSTALLED BY THE CONTRACTOR. THE CONTRACTOR SHALL PICK UP THE SIGNAL POLES FROM THE TOWN OF CASTLE ROCK LOCATION AS DIRECTED BY THE ENGINEER. PICKING UP POLES FROM THE TOWN OF CASTLE ROCK AND DELIVERING TO THE PROJECT SITE WILL NOT BE PAID FOR SEPARATELY FOR SHALL BE INCLUDED IN THE WORK.
20. THE CABINET AND CONTROLLER SHALL BE BENCH TESTED AND OPERATED THROUGH ALL TIME OF DAY (TOD) PROGRAMS FOR 48 HOURS PRIOR TO THE FIELD INSTALLATION INCLUDING FLASHING YELLOW ARROW (FYA) OPERATIONS WITH A CONFLICT MONITOR IN PLACE. AN IMSA II TECH CERTIFIED TECHNICIAN IS REQUIRED FOR ALL WORK BEING CONDUCTED IN THE TRAFFIC CABINET.
21. CONTRACTOR SHALL INSTALL A 332 CONTROLLER CABINET WITH A POLYMER CONCRETE BASE WHICH SHALL BE INCLUDED IN THE COST OF THE CABINET. THE FOLLOWING EQUIPMENT WILL ALSO BE PAID FOR AS PART OF THE TRAFFIC SIGNAL CABINET PAY ITEM.

22. CONTRACTOR SHALL INSTALL A 336 CONTROLLER CABINET WITH A POLYMER CONCRETE BASE WHICH SHALL BE INCLUDED IN THE COST OF THE CABINET. THIS CABINET IS CALLED CALLED OUT IN THE PLANS AS A CCTV CABINET AND PAID FOR UNDER THE COMMUNICATION CABINET INSTALLATION PAY ITEM. THE PRIMARY TRAFFIC SIGNAL CABINET SHALL BE A 332 CABINET CALLED OUT IN THE PLANS AS "TRAFFIC SIGNAL CABINET" AND PAID FOR UNDER THE TRAFFIC SIGNAL CONTROLLER CABINET BID ITEM.

ITEM	QUANTITY
<b>322 ONT ALUM CAB ASSY - SILVER/AG-WHITE</b>	<b>1</b>
CORBIN DOOR LOCKS	2
FAN PANEL ASSEMBLY	1
RACK ASSEMBLY	1
FRONT LED LIGHT MOD ASSY	1
REAR LED LIGHT MOD ASSY	1
SERVICE PANEL W/ SURGE PROTECTION	1
DUAL INPUT FILES (SPLIT)	2
FULL INPUT PANEL FULL	1
OUTPUT FILE W/ 18CH RED MONITOR KIT	1
DRAWER MOD ASSY	1
170 C2 CABLE W/ LUGS	1
PDA #2 W/FTR	1
AUXILIARY OUTPUT FILE	1
AUX POWER HARNESS	1
AUX RM KIT	1
218 ECL CMU	1
FLASH TRANSFER RELAYS	6
242 DC ISOLATORS	3
204 200 I/O LOAD SWITCHES/FHASERS	2
CONTROLLERS	18

23. AN UNINTERRUPTIBLE POWER SUPPLY (UPS) SHALL BE PROVIDED TO RUN THE SIGNAL FOR A MINIMUM OF 4 HOURS IN ALL PHASES AND FLASH UP TO 4 ADDITIONAL HOURS AND SHALL BE DELIVERED AT TIME OF INSTALLATION. UPS SHALL MEET ALL CDOT STANDARD SPECIFICATION REQUIREMENTS.
24. TRAFFIC SIGNAL DETECTION SYSTEM SHALL BE RADAR DETECTION FOR BOTH STOP BAR AND ADVANCED DETECTION. DETECTION SHALL BE FURNISHED AND INSTALLED BY THE CONTRACTOR AS OUTLINED IN THE PROJECT SPECIAL PROVISIONS AND ACCORDING TO CDOT STANDARD SPECIFICATIONS.
25. DETECTION ZONES SHOWN ON THE TRAFFIC SIGNAL PLANS ARE FOR DIAGRAMMATIC PURPOSES ONLY. THE CONTRACTOR SHALL COORDINATE WITH THE TOWN OF CASTLE ROCK, CDOT, AND THE MANUFACTURER TO DETERMINE THE PROPER PLACEMENT.
26. THE CONTRACTOR SHALL HAVE 1 HOUR TO RESPOND TO TRAFFIC SIGNAL MAINTENANCE. THE CONTRACTOR SHALL PROVIDE AN ON-CALL CONTACT NAME AND PHONE NUMBER TO THE PROJECT ENGINEER THROUGHOUT THE WARRANTY PERIOD.
27. PULL BOXES FOR TRAFFIC SIGNAL CONDUIT/CONDUCTORS SHALL BE INSTALLED AT A MAXIMUM OF 150' APART. PULL BOXES FOR BACKBONE FIBER OPTIC CABLE SHALL BE INSTALLED AT A MAXIMUM OF 500' APART.
28. WIRING PAY ITEM SHALL INCLUDE ALL WORK AND MATERIALS NEEDED TO PROVIDE FULLY FUNCTIONAL TRAFFIC SIGNALS, INCLUDING BUT NOT LIMITED TO: WIRING ASSOCIATED WITH THE CONTROLLER CABINET ASSEMBLY, SIGNAL HEADS, DETECTION SYSTEMS, POWER METER, AND COMMUNICATION AS DEPICTED ON PLANS.



PRINT DATE: March 26, 2026  
 FILE NAME: T\_GEN01\_C2206085.DWG

HORIZ. SCALE: N/A VERT. SCALE: N/A  
 UNIT INFORMATION  
**olsson** 1525 Raleigh St  
 Unit 400  
 Denver, CO 80204

**SHEET REVISIONS**

DATE:	COMMENTS	INIT.



Department of Public Works  
 4175 Castleton Court  
 Castle Rock, CO 80109  
 TEL 720.733.2462

AS CONSTRUCTED	GENERAL NOTES			PROJECT NO./CODE
NO REVISIONS:				PROJECT NO.: C22-06085
REVISED:	DESIGNER:	NDS	STRUCTURE NUMBERS	CODE:
VOID:	DETAILER:	GDL		
	SHEET SUBSET:	GEN	SUBSET SHEETS: 4 OF 5	SHEET NUMBER: 4

DWG: F:\2022\06085-0650\022-06085-cl0-edeign\AutoCAD\final\plans\Sheets\FRDBIT\_GEN01\_C2206085.dwg USER: awitjaksana  
 DATE: Mar 26, 2026 8:57am XREFS: T\_PTBK\_C2206085

CONTRACT ITEM NO.	CONTRACT ITEM	UNIT	PROJECT TOTALS	
			PLAN	AS CONST.
201-00000	CLEARING AND GRUBBING	L S	1	
202-00200	REMOVAL OF SIDEWALK	SY	123	
202-00203	REMOVAL OF CURB AND GUTTER	LF	104	
202-00206	REMOVAL OF CONCRETE CURB RAMP	SY	28	
202-00210	REMOVAL OF CONCRETE PAVEMENT	SY	101	
202-00250	REMOVAL OF PAVEMENT MARKING	SF	121	
202-00810	REMOVAL OF GROUND SIGN	EACH	1	
203-01597	POTHOLING	HOUR	48	
207-00700	TOPSOIL (ONSITE)	CY	122	
208-00002	SEDIMENT CONTROL LOG	LF	119	
208-00020	SILT FENCE	LF	170	
208-00035	AGGREGATE BAG	LF	12	
208-00042	REINFORCED ROCK BERM	LF	12	
208-00046	PRE-FABRICATED CONCRETE WASHOUT STRUCTURE	EACH	1	
208-00055	INLET PROTECTION	EACH	4	
208-00075	PRE-FABRICATED VEHICLE TRACKING PAD	EACH	1	
208-00106	SWEEPING (SEDIMENT REMOVAL)	HOUR	20	
208-00200	EROSION CONTROL MANAGEMENT	L S	1	
210-01000	RESET FENCE	LF	144	
210-04050	ADJUST VALVE BOX	EACH	1	
212-00708	SEEDING (NATIVE) BROADCAST	ACRE	0.14	
212-01200	LANDSCAPE RESTORATION	L S	1	
213-00002	MULCHING (WEED FREE HAY)	ACRE	0.08	
213-00061	MULCH TACKIFIER	LB	15	
213-00067	ROCK MULCH (WEED FREE)	SF	261	
216-00042	SOIL RETENTION BLANKET (BIODEGRADABLE STRAW/COCONUT)	SY	316	
304-06000	AGGREGATE BASE COURSE (CLASS 6)	TON	84	
412-00191	CONCRETE PAVEMENT (PATCHING)	CY	10	
503-00018	DRILLED SHAFT (18 INCH)	LF	10	
503-00036	DRILLED SHAFT (36 INCH)	LF	15	
503-00048	DRILLED SHAFT (48 INCH)	LF	42	
608-00006	CONCRETE SIDEWALK (6 INCH)	SY	133	
608-00010	CONCRETE CURB RAMP	SY	74	
609-21021	CURB AND GUTTER TYPE 2 (SECTION II-M)	LF	100	
610-00020	MEDIAN COVER MATERIAL (PATTERNED COLORED CONCRETE)	SF	70	
613-00200	2 INCH ELECTRICAL CONDUIT	LF	110	
613-00206	2 INCH ELECTRICAL CONDUIT (BORED)	LF	364	

CONTRACT ITEM NO.	CONTRACT ITEM	UNIT	PROJECT TOTALS	
			PLAN	AS CONST.
613-00300	3 INCH ELECTRICAL CONDUIT	LF	435	
613-00306	3 INCH ELECTRICAL CONDUIT (BORED)	LF	742	
613-07001	TYPE ONE PULL BOX	EACH	1	
613-07002	TYPE TWO PULL BOX	EACH	2	
613-07004	TYPE FOUR PULL BOX	EACH	4	
613-07005	TYPE FIVE PULL BOX	EACH	1	
613-10000	WIRING	L S	1	
613-13065	LUMINAIRE (LED) (5400 LUMENS)	EACH	4	
613-50109	METER POWER PEDESTAL	EACH	2	
614-00011	SIGN PANEL (CLASS I)	SF	85	
614-00037	SIGN PANEL (SPECIAL)	EACH	2	
614-00216	STEEL SIGNPOST (2X2 INCH TUBING)	LF	38	
614-70150	PEDESTRIAN SIGNAL FACE (16) (COUNTDOWN)	EACH	4	
614-70200	ACCESSIBLE PEDESTRIAN SIGNAL	EACH	4	
614-70336	TRAFFIC SIGNAL FACE (12-12-12)	EACH	9	
614-70448	TRAFFIC SIGNAL FACE (12-12-12-12)	EACH	4	
614-72832	COMMUNICATIONS CABINET (TYPE 2)	EACH	1	
614-72855	TRAFFIC SIGNAL CONTROLLER CABINET	EACH	1	
614-72863	PEDESTRIAN PUSH BUTTON POST ASSEMBLY	EACH	2	
614-72866	FIRE PREEMPTION UNIT AND TIMER	EACH	2	
614-72887	MICROWAVE VEHICLE RADAR DETECTOR	EACH	3	
614-81011	TRAFFIC SIGNAL-LIGHT POLE STEEL (1 MAST ARM) (INSTALL ONLY)	EACH	3	
614-81300	TRAFFIC SIGNAL-LIGHT POLE (INSTALL ONLY)	EACH	1	
614-84450	TRAFFIC SIGNAL PEDESTAL POLE STEEL (INSTALL ONLY)	EACH	3	
614-86800	UNINTERRUPTED POWER SUPPLY	EACH	1	
614-87321	CLOSED CIRCUIT TELEVISION (INSTALL ONLY)	EACH	2	
614-87702	ETHERNET RADIO (PAIR)	EACH	2	
620-00020	SANITARY FACILITY	EACH	1	
625-00000	CONSTRUCTION SURVEYING	L S	1	
626-00000	MOBILIZATION	L S	1	
627-02010	PREFORMED PLASTIC PAVEMENT MARKING (TYPE II) (INLAID)	SF	100	
627-30405	PREFORMED THERMOPLASTIC PAVEMENT MARKING (WORD-SYMBOL)	SF	33	
627-30410	PREFORMED THERMOPLASTIC PAVEMENT MARKING (XWALK-STOP LINE)	SF	228	
627-30413	PREFORMED THERMOPLASTIC PAVEMENT MARKING (XWALK-STOP LINE) (INLAID)	SF	542	
630-00016	TRAFFIC CONTROL (SPECIAL) LS	L S	1	
700-70010	F/A MINOR CONTRACT REVISIONS	F A	1	
700-70072	F/A OBTAIN POWER FROM CORE ENERGY	F A	1	
720-00000	MATERIALS SAMPLING AND TESTING	L S	1	

DWG: F:\2022\06001-0650\0022-06085-cl40-deesign\AutoCAD\final plans\Sheets\RD\BIT\_GEN01\_C2206085.dwg USER: awitjakson  
 DATE: Mar 26, 2026 8:57am XREFS: T\_PTBK\_C2206085



PRINT DATE: March 26, 2026  
 FILE NAME: T\_GEN01\_C2206085.DWG  
 HORIZ. SCALE: N/A VERT. SCALE: N/A  
 UNIT INFORMATION  
**olsson** 1525 Raleigh St  
 Unit 400  
 Denver, CO 80204

SHEET REVISIONS		
DATE:	COMMENTS	INIT.



Department of Public Works  
 4175 Castleton Court  
 Castle Rock, CO 80109  
 TEL 720.733.2462

AS CONSTRUCTED	SUMMARY OF APPROXIMATE QUANTITIES			PROJECT NO./CODE
	NO REVISIONS:	DESIGNER:	STRUCTURE NUMBERS	PROJECT NO.: C22-06085
REVISED:	NDS	GDL	SUBSET SHEETS: 5 OF 5	CODE:
VOID:	GEN	GEN		SHEET NUMBER: 5

# SURVEY CONTROL DIAGRAM

THE INTERSECTION OF FOUNDERS PARKWAY & CRIMSON SKY DRIVE  
LOCATED IN THE WEST HALF OF SECTION 31, TOWNSHIP 7 SOUTH, RANGE 66 WEST &  
EAST HALF OF SECTION 36, TOWNSHIP 7 SOUTH, RANGE 67 WEST  
OF THE 6TH PRINCIPAL MERIDIAN  
TOWN OF CASTLE ROCK, COUNTY OF DOUGLAS, STATE OF COLORADO

CONTROL POINT TABLE				
POINT #	NORTHING	EASTING	ELEVATION	RAW DESCRIPTION
1	1570683.07	3189569.53	6496.73	CTL #1 60D NAIL
2	1570844.35	3189165.34	6468.50	CTL CHISELED + ON INLET CONCRETE
3	1570234.67	3189258.50	6497.27	CTL CHISELED +

**SURVEYOR'S NOTES:**


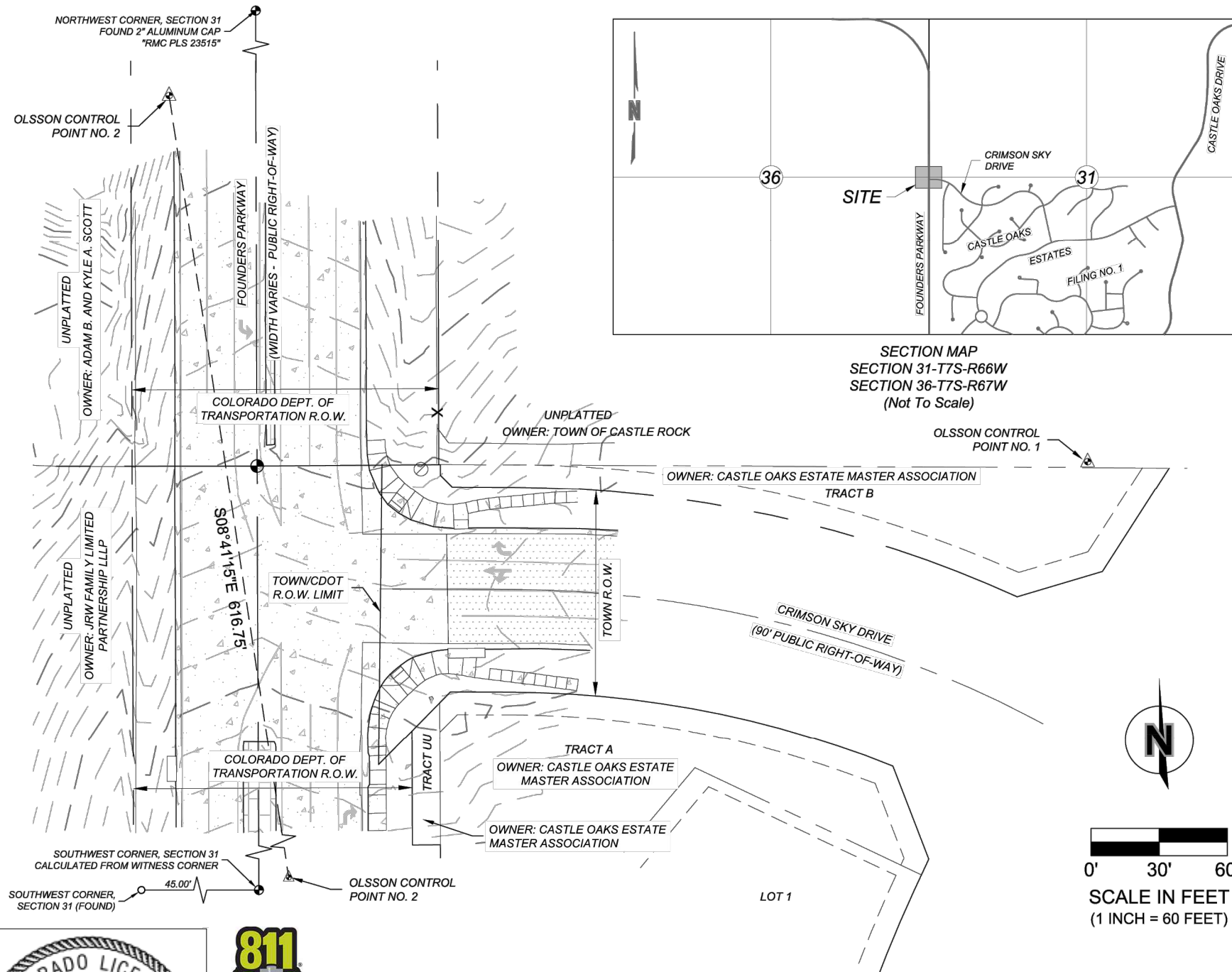
1. PROJECT MAPPING PROJECTION: MODIFIED STATE PLANE  
DATUM: NAD83 (0502) COLORADO CENTRAL  
COMBINED SCALE FACTOR = 1.000050663 (0.99994934); ORIGIN: OLSSON CONTROL POINT NO. 1  
UNITS ARE US SURVEY FOOT.
2. **NOTICE:** PURSUANT TO COLORADO REVISED STATUTES TITLE 13, ARTICLE 80, SECTION 105 (C.R.S. 13-80-105) - YOU MUST COMMENCE ANY LEGAL ACTION BASED UPON ANY DEFECT IN THIS SURVEY WITHIN THREE YEARS AFTER YOU FIRST DISCOVER SUCH DEFECT. IN NO EVENT MAY ANY ACTION BASED UPON ANY DEFECT IN THIS SURVEY BE COMMENCED MORE THAN TEN YEARS FROM THE DATE OF THE CERTIFICATION SHOWN HEREON.
3. THE USE OF THE WORD "CERTIFY" OR "CERTIFICATION" BY A REGISTERED PROFESSIONAL LAND SURVEYOR, IN THE PRACTICE OF LAND SURVEYING, CONSTITUTES AN EXPRESSION OR PROFESSIONAL OPINION REGARDING THOSE FACTS OR FINDINGS WHICH ARE SUBJECT OF THE CERTIFICATION AND DOES NOT CONSTITUTE A WARRANTY OR GUARANTEE, EITHER EXPRESSED OR IMPLIED.
4. UNITS SHOWN ARE U.S. SURVEY FEET, GROUND DISTANCES.
5. **LIMITED SCOPE OF RESPONSIBILITY STATEMENT:** THIS SURVEY IS INTENDED TO SHOW CONTROL USED FOR THE DESIGN SURVEY ONLY AND DOES NOT REPRESENT A BOUNDARY SURVEY OR LAND SURVEY PLAT.
6. VERTICAL DATUM: NAVD 88; BASED UPON NATIONAL GEODETIC SURVEY (NGS) BENCHMARK "V336", HAVING A PUBLISHED ELEVATION OF 6554.48 FEET AND BEING MARKED BY A 3.5" BRASS CAP MARKED "USGLO V336 1952 CGS" LOCATED. "FROM THE COUNTY COURT HOUSE IN CASTLE ROCK 0.1 MILES NORTH ALONG U.S. HIGHWAYS 85-87, THENCE EAST 2.9 MILES ALONG STATE HIGHWAY 86, 0.65 MILES EAST OF POWER LINES, 73 FEET SOUTH OF CENTER LINE OF HIGHWAY, 250 FEET EAST OF R O W FENCE AND FENCE SOUTH. AT THE SOUTHWEST END OF A CUT A STANDARD CAP SET IN THE CENTER OF A 4 X 4 GRANITE ROCK" PER NGS DATA SHEET.
7. VISIBLE UTILITIES, SUCH AS MANHOLES, VALVE BOXES, METERS, AND OTHER ABOVE-GROUND UTILITIES ARE SHOWN HEREON. SUPPLEMENTAL INFORMATION HAS BEEN APPROXIMATELY SCALED INTO THIS DRAWING, USING PHYSICAL EVIDENCE WHERE AVAILABLE. UTILITIES ARE SHOWN TO ASSIST IN IDENTIFYING POSSIBLE LOCATIONS AND TYPES. THEIR LOCATION AND IDENTIFICATION WERE APPROXIMATED FROM PHYSICAL EVIDENCE ON THE GROUND. OLSSON MAKES NO WARRANTY OR GUARANTEE THAT IDENTIFIED UTILITIES ARE EXISTING OR SERVING THE PURPOSE AS SHOWN.
8. BASIS OF BEARINGS: THE WEST LINE OF THE NORTHWEST QUARTER OF SECTION 31, TOWNSHIP 7 SOUTH, RANGE 66 WEST OF THE 6TH P.M., AS MONUMENTED ON THE SOUTH BY A FOUND CUT "+" IN CONCRETE AND AT THE NORTH END BY A FOUND 2 INCH ALUMINUM CAP MARKED "RMC PLS 23515" BEARS NORTH 00°11'49" WEST A DISTANCE OF 2632.87 FEET

**SURVEYOR'S CERTIFICATE**

I, MATT ROBERT EISENACH, DO HEREBY CERTIFY THAT THIS CONTROL DIAGRAM WAS PREPARED BY ME OR UNDER MY RESPONSIBLE CHARGE AND DIRECT SUPERVISION, IS BASED UPON MY KNOWLEDGE, INFORMATION AND BELIEF, AND IS IN ACCORDANCE WITH APPLICABLE STANDARDS OF PRACTICE, AND THAT IT DOES NOT REPRESENT A MONUMENTED LAND SURVEY. THIS STATEMENT IS NOT A GUARANTY OR WARRANTY, EITHER EXPRESSED OR IMPLIED.

ON BEHALF OF OLSSON,

MATT ROBERT EISENACH, PLS  
PROFESSIONAL LAND SURVEYOR  
COLORADO LICENSE 38257



Know what's below.  
Call before you dig.

PRINT DATE: March 26, 2026  
FILE NAME: T\_SVY01\_C2206085.DWG  
HORIZ. SCALE: 1"=60' VERT. SCALE: N/A  
UNIT INFORMATION  
**olsson** 1525 Raleigh St  
Unit 400  
Denver, CO 80204

**SHEET REVISIONS**

DATE:	COMMENTS	INIT.



Department of Public Works  
4175 Castleton Court  
Castle Rock, CO 80109  
TEL 720.733.2462

AS CONSTRUCTED	SURVEY CONTROL			PROJECT NO./CODE
NO REVISIONS:				PROJECT NO.: C22-06085
REVISED:	DESIGNER: ED	STRUCTURE NUMBERS		CODE:
VOID:	DETAILER: ED			
	SHEET SUBSET: SVY	SUBSET SHEETS: 1 OF 1		SHEET NUMBER: 6

DWG: F:\2022\06001-0650\022-06085-c40-design\AutoCAD\final\plans\Sheets\SRVYIT\_SVY01\_C2206085.dwg USER: awjfkasno  
 DATE: Mar 26, 2026 8:57am XREFS: T\_PTBK\_C2206085

**TO ESTABLISH GEOMETRIC CONTROL FOR THE CONSTRUCTION OF THIS PROJECT, THE DEPARTMENT HAS PROVIDED THE FOLLOWING INFORMATION:**

- Format \*  
 3D Design Modeling Electronic Files \_\_\_\_\_  
 Horizontal Control PLAN SHEET \_\_\_\_\_  
 Vertical Control PLAN SHEET \_\_\_\_\_  
 Roadway Alignment \_\_\_\_\_  
 Original Terrain Data \_\_\_\_\_  
 Other: \_\_\_\_\_

\* Specify the information format, i.e., plan sheet, computer disk, computer printout, or other. The information marked is either contained on the plans or is available from the Engineer.

**TYPE OF PROJECT**

- |  |   |
|--|---|
| <input type="checkbox"/> Landscaping                   | <input type="checkbox"/> Major Reconstruction     |
| <input checked="" type="checkbox"/> Signalization      | <input type="checkbox"/> New Roadway Construction |
| <input checked="" type="checkbox"/> Safety Improvement | <input type="checkbox"/> Bridge Replacement       |
| <input type="checkbox"/> Asphalt Overlay               | <input type="checkbox"/> Bridge Widening          |
| <input type="checkbox"/> Concrete Overlay              | <input type="checkbox"/> New Bridge               |
| <input type="checkbox"/> Minor Widening                | <input type="checkbox"/> Other: _____             |

SURVEY WORK TO BE PERFORMED BY OTHERS: \_\_\_\_\_

**WORK PERFORMED BY THE CONTRACTOR'S SURVEYOR UNDER SECTION 625:**

- A complete passing Base Line report (completed within 6 months prior to the start of the project)
- An instrument calibration Certification (completed within 6 months prior to the start of the project)
- Establish and Maintain Project Centerline or Engineer Approved Offset Line(s)
- Verification and Maintenance of Horizontal and Vertical Control
- Verify or Determine existing grades and alignments
- Verify or Determine existing topography
- Clearing and Grubbing Limits (Section 201)
- Removal Limits (Section 202)
- Reset Items (Section 210)
- Excavation and Embankment (Section 203)

- Excavation
  - Unclassified
  - Stripping
  - Muck
  - Rock
  - Borrow
  - Other: \_\_\_\_\_
  - Potholing

- Embankment
- Site Grading
- Erosion Control (Perm)
- Other: \_\_\_\_\_
- As Staked Earthwork Quantities (See General Notes)

- Landscaping
  - Top Soil (Section 207)
  - Seeding (Section 212)
  - Mulching (Section 213)
  - Planting (Section 214)
  - Herbicide (Section 217)
  - Other: \_\_\_\_\_

- Erosion Control (Section 208)
  - Seeding (Temp)
  - Silt Fence
  - Erosion Boles
  - Erosion Logs
  - Riprap (Temp)
  - Other: \_\_\_\_\_

- Roadway Bases
  - Untreated Subgrade
  - Treated Subgrade
  - Aggregate Base Course (Section 304)
  - Reconditioning
  - PMBB - Plant Mix Bituminous Base
  - Other: \_\_\_\_\_

	Slope Staking (Y/N)	Grid (Y/N)	Grade (Y/N)	Special Interval
Excavation	-	-	-	-
	-	-	-	-
	-	-	-	-
	-	-	-	-
	-	-	-	-
Embankment	-	-	-	-
	-	-	-	-
	-	-	-	-

Roadway Bases	Grid (Y/N)	Grade (Y/N)	Special Interval	Special Offset
-	-	-	-	-
-	-	-	-	-
-	-	-	-	-
-	-	-	-	-

- Pavements
  - HMA - Hot Mix Asphalt (Section 403)
  - Concrete (Section 412)
  - Heating & Scoring Treatment
  - Prime Coat, Tack Coat & Rejuvenating Agent (Section 407)
  - Seal Coat or Chip Seal (Section 409)
  - Other: \_\_\_\_\_

Pavements	Grid (Y/N)	Special Interval	Special Offset
-	-	-	-
-	-	-	-
-	-	-	-
-	-	-	-

- Roadway Elements
  - Curb and Gutter (Section 609)
  - Drop inlets - alignment and grades (Section 604)
  - Retaining Walls
  - Guard Rail (Section 606)
  - Sidewalk (Section 608)
  - Overlay Stationing
  - Other: \_\_\_\_\_

Curb & Gutter	Tangent Interval	Curve Interval	Special Offset
-	-	-	-
-	-	-	-

- Riprap (Perm) (Section 506)
- Slope and Ditch Paving (Section 507)
- Minor Structures
  - Structure Excavation limits (Section 206)
  - Culverts (Section 603)
  - Culverts w/ Headwalls and Wingwalls (Section 601)
  - Concrete Box Culverts w/ Headwalls and Wingwalls
  - Pipes (Section 603)
    - Sanitary Sewer
    - Storm Sewer
    - Water
    - Irrigation
    - Miscellaneous
  - Manholes (Section 604)
  - Inlets (Section 604)
  - Permanent Water Quality BMP (Section 208)
  - Other: \_\_\_\_\_

Stationing	Left Interval	Center Interval	Right Interval
-	-	-	-
-	-	-	-

- Major Structures - Overhead Signs (Section 614), Concrete Box Culverts, Bridges - and all other structures assigned a structure number
  - Structure Excavation limits (Section 206)
  - Concrete Box Culverts (Section 603) w/ Headwalls and Wingwalls (Section 601)
  - Piling locations and cut off elevations (Section 502)
  - Drilled Shaft (Caisson) locations and elevations (Section 503)
  - Footing locations, alignment, and elevations
  - Abutment/Pier locations, alignment, and elevations
  - Wingwall skew angles/offsets
  - Structural concrete form locations
  - Substructure As-constructed survey required for Bridges (Subsection 601.12) and Overhead signs (S-614-50)
  - Bridge expansion joint(s) alignment and grade (longitudinal and transverse)
  - Deck grades at Girder 10th or "n" th point locations and elevations
  - Girder grades at Girder 10th or "n" th point locations and elevations
  - Slope and Ditch Paving (Section 507)
  - Overhead Sign Clearance
  - Overhead Structure (Bridge, etc.) Clearance
  - Other: \_\_\_\_\_

- Fencing (Section 607)
  - Temporary
  - Permanent
  - Sound Barrier
  - Other: \_\_\_\_\_

- Delineators (Section 612)
  - Temporary
  - Permanent

- Lighting (Section 613) and Traffic Control Devices (Permanent) (Section 614)
  - Signal pole locations and elevations
  - Light pole locations and elevations
  - Sign locations
  - Field verify sign post locations, elevations, and lengths before fabrication.
  - Other: \_\_\_\_\_

- UTILITIES (See UTILITY PLAN in this plan set and Special Provision for 625)
  - As-constructed survey of ALL RELOCATED UTILITY LINES Includes lines relocated by OTHERS and lines relocated by CONTRACTOR To be submitted in one of the following formats: .dxf, .dwg or .dgn

- Pavement Marking (Section 627)
  - Striping (Temp)
  - Striping (Perm)
  - Symbols
  - Other: \_\_\_\_\_
- Temporary Lighting and Construction Traffic Control Devices (Section 630)
  - Signal pole locations and elevations (Temp)
  - Light pole locations and elevations (Temp)
  - Sign Locations (Temp)
  - Other: \_\_\_\_\_
- All Easements (Temp Staking by P.L.S. Only)
- Right of Way (Temp Staking by P.L.S. Only)

**WORK PERFORMED BY THE CONTRACTOR'S SURVEYOR UNDER SECTION 629:**


- Monumentation (Section 629)
  - Control
  - Right of Way
  - Land corners, Aliquot corners
  - Easements
  - Reference the specified existing monuments: \*\* \_\_\_\_\_
  - Replace the specified existing monuments: \*\* \_\_\_\_\_
  - Locate monuments. It is estimated \_\_\_\_\_ hours are required.

NOTE: All 629 items shall include adequate research, calculations, and evaluations of evidence for monuments to be set.

\*\* A Tabulation of Survey Monuments may be provided on the plans.

**GENERAL NOTES:**

- Unless indicated otherwise on this Survey Tabulation Sheet, all survey work and staking intervals shall be done in accordance with the latest edition of the CDDT Survey Manual.
- Adequate information for establishing lines, grades, and locations for all work items have been specified on the plans. Any additional information required to stake the item or element shall be generated by the Contractor's surveyor.
- The Contractor's surveyor shall provide an estimate of the man-hours necessary to complete the work items indicated on this sheet. A copy of this sheet, with the estimated man-hours written on the blank line to the left of the specified items, shall be submitted with the Survey Schedule to the Engineer \_\_\_\_\_ days prior to the Presurvey Conference - Construction Survey.
- Stakes and Monuments which are damaged or destroyed by the progress of construction shall be replaced by the Contractor at no additional cost to the Department.
- The Contractor shall furnish an As Staked (or 3D Design Modeling Electronic Files) Earthwork Quantity report to the Engineer prior to completion of twenty percent (20%) of the planned earthwork in any phase as per the CDDT Survey Manual. A printed copy of the As Staked (or 3D Design Modeling Electronic Files) Earthwork data report and a computer disk with that information on it, in the specified format shall be submitted to the Engineer. The Contractor shall field verify original ground cross sections at a maximum 500 feet intervals.
- Prior to beginning work on any subsequent operation, such as placing base course or paving, the Contractor shall certify in writing to the Engineer that the final grade is within specified tolerance.
- The Contractor's surveyor shall perform all field surveying and calculations necessary to tie plan grades into field grades.
- The Contractor shall coordinate construction staking on the project with any utility work.
- Fieldbooks shall contain daily records of points set and or measurements observed. The information recorded shall contain: date, crew members' names, point no., description, staking information, and sketches. If the survey information is collected electronically, information recorded shall be provided to the Project Engineer in a hard copy format that is intuitive, clear and related to the supplemental information recorded in the field books. All linear surveys, such as slope stakes and blue tops, shall have the station and offset information related to the measured information. Non-linear surveys such as structures staking shall have sketches relating electronic information, such as point numbers, to the sketch.
- The Contractor's surveyor shall submit the following fieldbooks to the Engineer:
  - Horizontal Control (Primary & Secondary)
  - Vertical Control (i.e. Benchmarks)
  - Property Pin Ties
  - Horizontal Alignment
  - Grading
  - Slope Staking
  - Minor Structures
  - Major Structures
  - One fieldbook for each work category shown on this sheet
  - Other Fieldbook(s): \_\_\_\_\_
- The Contractor's surveyor shall submit the following (prior to surveying on the project) to the Engineer:
  - All required Instrument Calibrations



PRINT DATE: March 26, 2026  
 FILE NAME: T\_SVY01\_C2206085.DWG  
 HORIZ. SCALE: 1"=40' VERT. SCALE: N/A  
 UNIT INFORMATION  
**olsson** 1525 Raleigh St  
 Unit 400  
 Denver, CO 80204

**SHEET REVISIONS**

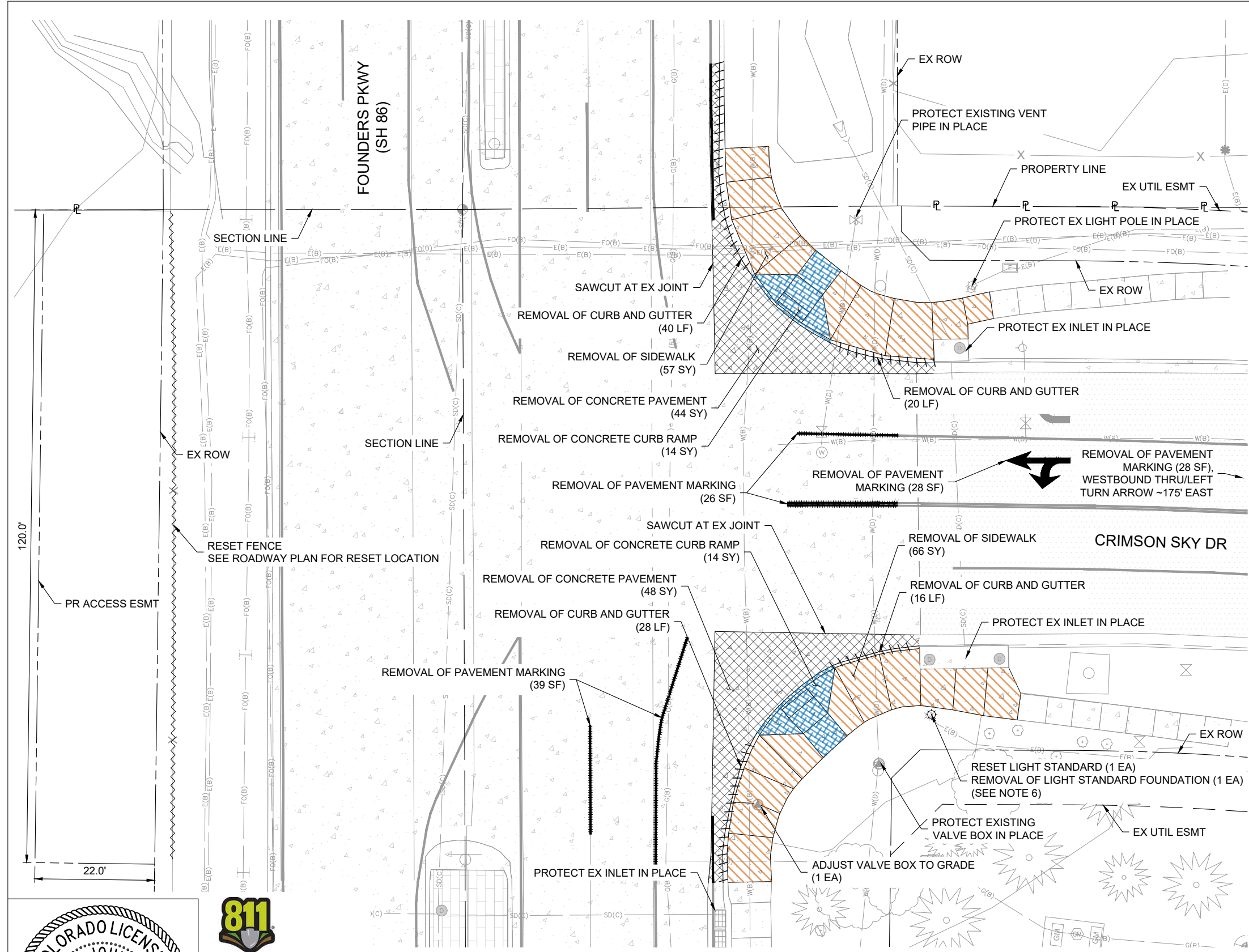
DATE:	COMMENTS	INIT.



Department of Public Works  
 4175 Castleton Court  
 Castle Rock, CO 80109  
 TEL 720.733.2462

AS CONSTRUCTED	SURVEY TABULATION			PROJECT NO./CODE
NO REVISIONS:				PROJECT NO.: C22-06085
REVISED:	DESIGNER: ED	STRUCTURE NUMBERS	CODE:	
VOID:	DETAILER: ED	SHEET SUBSET: SVY TAB	SUBSET SHEETS: 1 OF 1	SHEET NUMBER: 7


DWG: F:\2022\0601-0650\02-06085-cl40-design\AutoCAD\final plans\Sheets\RD\BT\_DEM01\_C2206085.dwg USER: awitjaksono  
 DATE: Mar 26, 2026 8:58am XREFS: T\_PUBLK\_C2206085 T\_AERL\_C2206085 T\_XBASE\_C2206085 T\_DPATT\_C2206085 T\_XBNDY\_C2206085 T\_PRWAY\_C2206085 T\_PBNDY\_C2206085



**LEGEND:**

- REMOVAL OF SIDEWALK
- REMOVAL OF CONCRETE CURB RAMP
- REMOVAL OF CONCRETE PAVEMENT
- REMOVAL OF CURB AND GUTTER
- REMOVAL OF PAVEMENT MARKING
- RESET FENCE

- NOTES:**
1. CLEARING AND GRUBBING SHALL BE KEPT TO A MINIMUM AND LIMITED TO AREAS NECESSARY TO CONSTRUCT PROPOSED IMPROVEMENTS.
  2. REFER TO SIGNING AND STRIPING PLAN FOR SIGN REMOVALS.
  3. REMOVALS SHOULD BE PERFORMED TO THE LIMITS DEPICTED IN THE ROADWAY PLAN, CURB RAMP DETAILS, AND SIGNING AND STRIPING PLAN.
  4. REMOVALS SHOULD BE PERFORMED TO NEAT, CLEAN LINES. SAWCUTTING REQUIRED FOR REMOVALS WILL NOT BE PAID FOR SEPARATELY AND SHALL BE INCIDENTAL TO THE COST OF EACH RESPECTIVE REMOVAL ITEM.
  5. ITEMS NOT SPECIFICALLY NOTED FOR REMOVAL SHALL BE PROTECTED IN PLACE. ANY DAMAGE TO EXISTING FEATURES TO REMAIN SHALL BE REPAIRED BY THE CONTRACTOR AT THEIR EXPENSE.
  6. REMOVAL AND RESET OF EXISTING STREET LIGHTING FACILITIES SHALL BE PERFORMED BY CORE ELECTRIC COOPERATIVE. CONTRACTOR TO CONTACT CORE ELECTRIC COOPERATIVE TO ARRANGE REMOVAL AND RESET.
  7. CONTRACTOR SHALL SAWCUT EXISTING TIE AND DOWEL BARS, WHICH IS INCIDENTAL TO CONCRETE PAVEMENT REMOVAL.



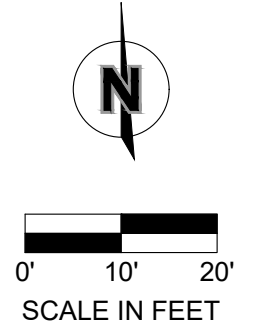
**olsson**  
 1525 Raleigh St  
 Unit 400  
 Denver, CO 80204

SHEET REVISIONS		
DATE:	COMMENTS	INIT.

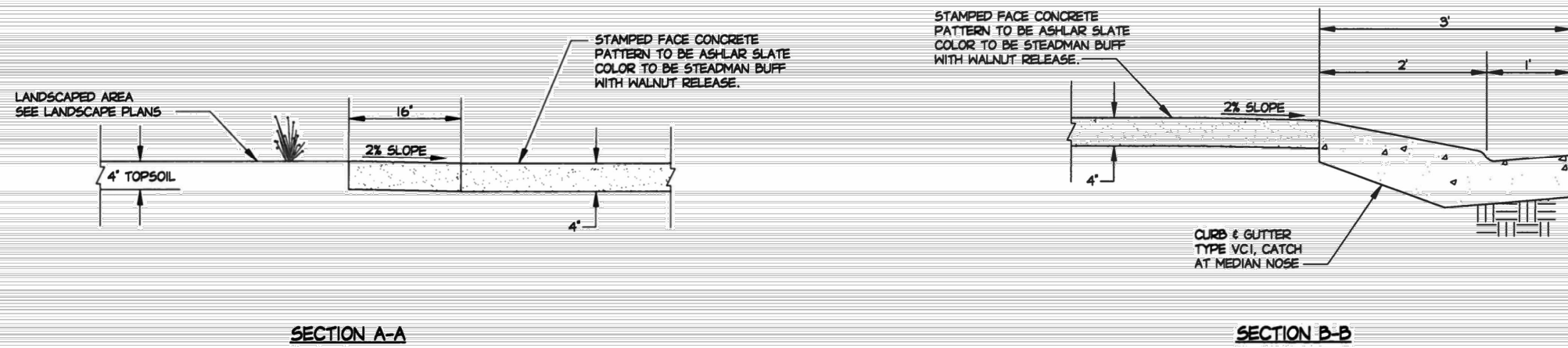
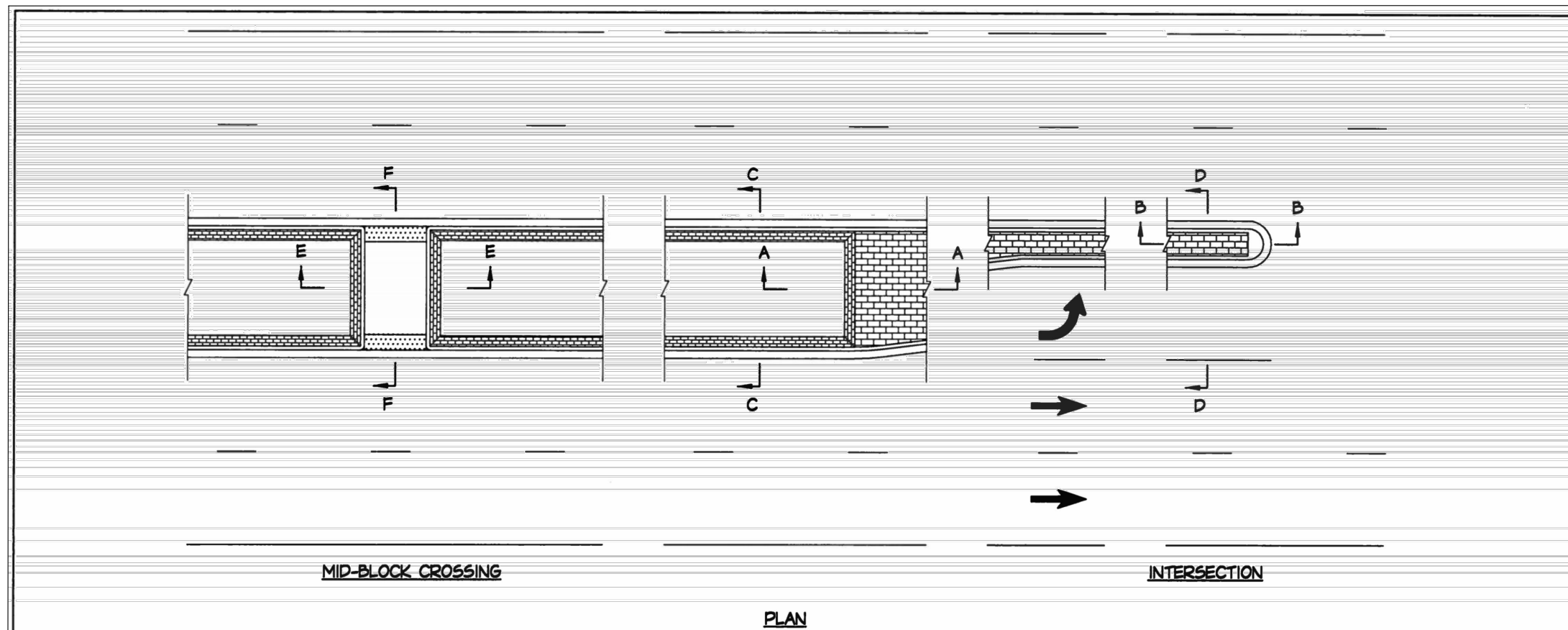



Department of Public Works  
 4175 Castleton Court  
 Castle Rock, CO 80109  
 TEL 720.733.2462

AS CONSTRUCTED	REMOVAL PLAN			PROJECT NO./CODE
NO REVISIONS:				PROJECT NO.: C22-06085
REVISED:	DESIGNER:	NDS	STRUCTURE NUMBERS	CODE:
VOID:	DETAILER:	GDL		
	SHEET SUBSET:	DEM	SUBSET SHEETS: 1 OF 1	SHEET NUMBER: 8








<table border="1"> <thead> <tr> <th colspan="2">Sheet Revisions</th> </tr> <tr> <th>Date</th> <th>Comments</th> </tr> </thead> <tbody> <tr><td> </td><td> </td></tr> <tr><td> </td><td> </td></tr> <tr><td> </td><td> </td></tr> <tr><td> </td><td> </td></tr> </tbody> </table>		Sheet Revisions		Date	Comments									 <p><b>Town of Castle Rock</b> 100 N. Wilcox St. Castle Rock, CO 80104 Phone: (720) 733-2200 Fax: (720) 733-2217 Development Services</p>	<h2>MEDIAN</h2>	<p>Issued By: Town of Castle Rock, Development Services March 31, 2010</p>	<p><b>DETAIL PLAN NO.</b> CG-12 Sheet 1 of 3</p>
Sheet Revisions																	
Date	Comments																



PRINT DATE: March 26, 2026  
 FILE NAME: T\_DTL02\_C2206085.DWG  
 HORIZ. SCALE: N/A VERT. SCALE: N/A  
 UNIT INFORMATION  
 1525 Raleigh St  
 Unit 400  
 Denver, CO 80204

SHEET REVISIONS		
DATE:	COMMENTS	INIT.

 Department of Public Works  
 4175 Castleton Court  
 Castle Rock, CO 80109  
 TEL 720.733.2462

AS CONSTRUCTED	ROADWAY DETAIL		
NO REVISIONS:	DESIGNER: NDS	STRUCTURE NUMBERS	
REVISED:	DETAILER: GDL	SUBSET SHEETS: 1 OF 1	
VOID:	SHEET SUBSET: RDY DTL		

PROJECT NO./CODE  
 PROJECT NO.: C22-06085  
 CODE:  
 SHEET NUMBER: 10


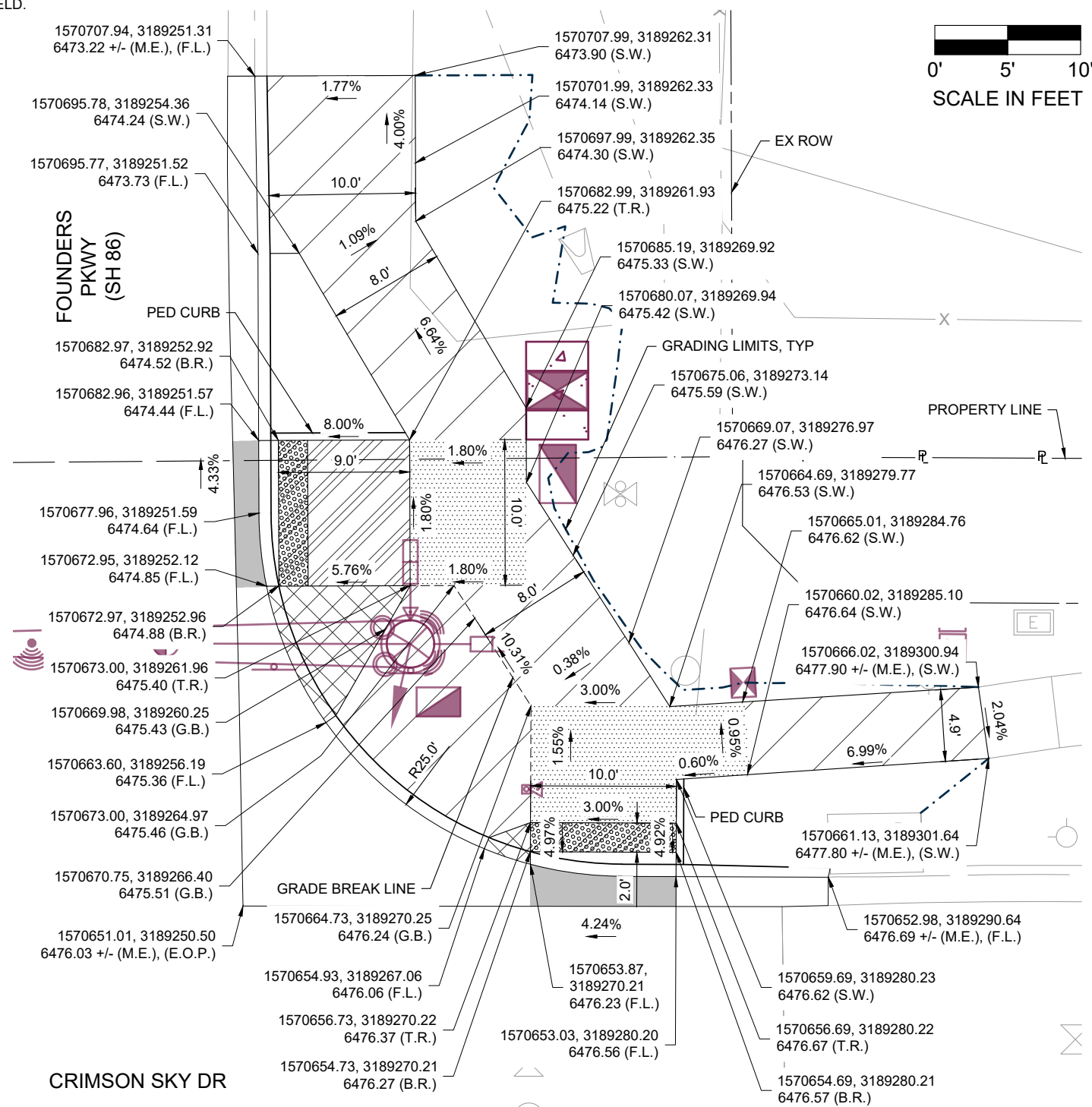
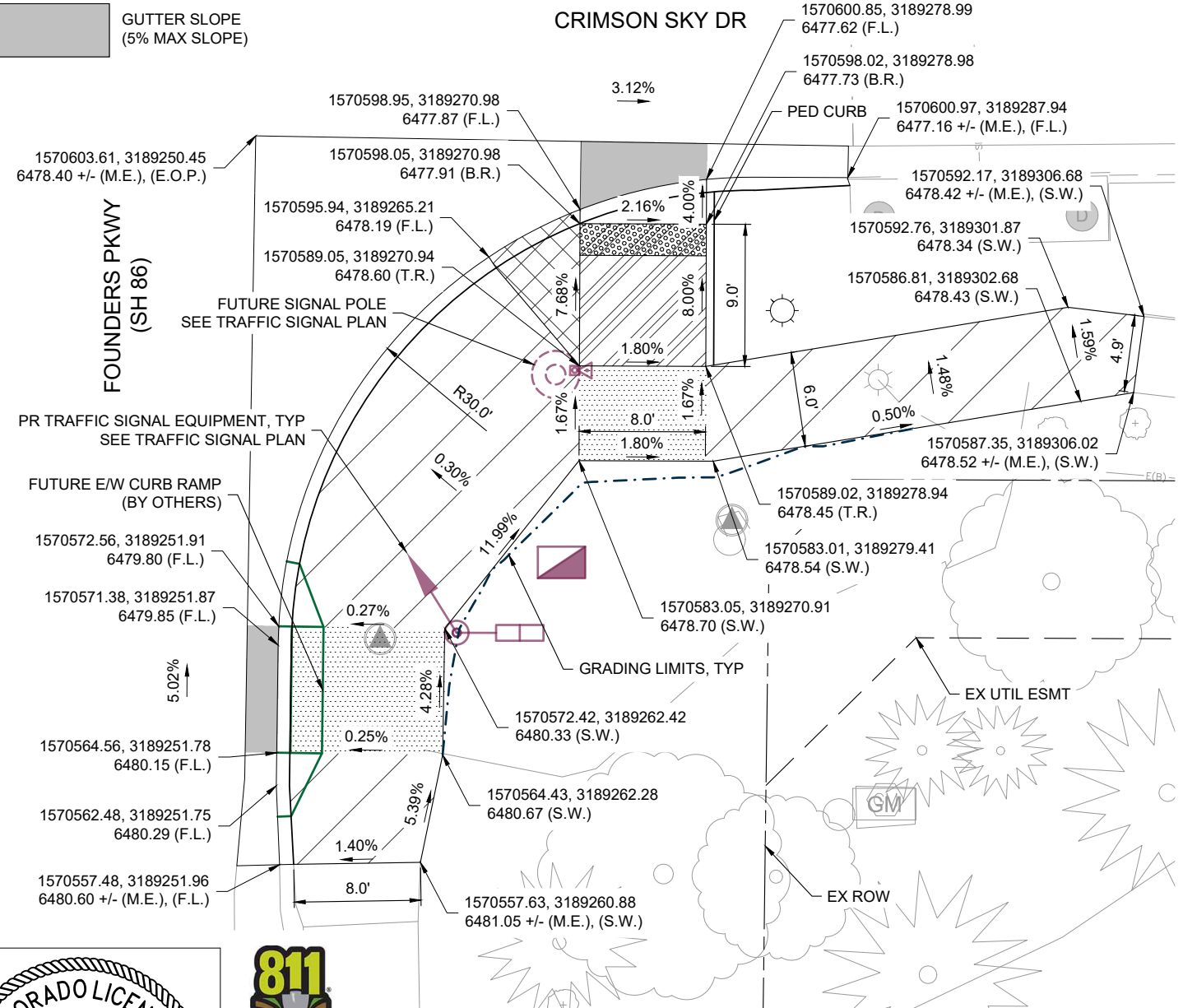
DWG: F:\2022\06001-0650\02-06085-cl0-design\AutoCAD\final\_plans\Sheets\RD\DTL02\_C2206085.dwg USER: awitjakson  
 DATE: Mar 26, 2026 8:59am XREFS: T\_PTBK\_C2206085

**LEGEND:**

- LANDING  
(4' X 4' MIN, 2% MAX SLOPE PARALLEL TO RAMP RUN,  
CROSS SLOPE LESS THAN OR EQUAL TO RAMP CROSS SLOPE)
- RAMP  
(12:1 MAX RUNNING SLOPE,  
CROSS SLOPE LESS THAN OR EQUAL TO ROADWAY SLOPE)
- DETECTABLE WARNING FIELD
- SIDEWALK  
(5% MAX RUNNING SLOPE,  
2% MAX CROSS SLOPE)
- TRAVERSABLE FLARE  
(10% MAX SLOPE ALONG BACK OF CURB)
- GUTTER SLOPE  
(5% MAX SLOPE)

**NOTES:**

1. SLOPE LABELS AND EXISTING ELEVATIONS ARE FOR INFORMATION ONLY.
  2. PROPOSED TRAFFIC SIGNAL EQUIPMENT SHOWN FOR REFERENCE. REFER TO TRAFFIC SIGNAL PLAN FOR ADDITIONAL INFORMATION.
  3. MAX SLOPES DESCRIBED IN THE LEGEND ARE INTENDED FOR GENERAL GUIDANCE ONLY. REFER TO GRADES PROVIDED IN DETAILS FOR MORE SPECIFIC INFORMATION.
  4. CONTRACTOR SHALL DETERMINE CONCRETE JOINTING PLAN IN THE FIELD.
- F.L. = FLOWLINE  
S.W. = SIDEWALK  
E.O.P. = EDGE OF PAVEMENT  
T.R. = TOP OF RAMP  
B.R. = BOTTOM OF RAMP  
G.B. = GRADE BREAK  
M.E. = MATCH EXISTING



PRINT DATE: March 26, 2026  
FILE NAME: T\_DTL01\_C2206085.DWG  
HORIZ. SCALE: 1"=10' VERT. SCALE: N/A  
UNIT INFORMATION

**olsson**  
1525 Raleigh St  
Unit 400  
Denver, CO 80204

SHEET REVISIONS			
DATE:	COMMENTS	INIT.	



Department of Public Works  
4175 Castleton Court  
Castle Rock, CO 80109  
TEL 720.733.2462

AS CONSTRUCTED	CURB RAMP DETAILS NE AND SE CORNER				PROJECT NO./CODE
	NO REVISIONS:				
REVISED:	DESIGNER:	NDS	STRUCTURE NUMBERS		CODE:
VOID:	DETAILER:	GDL			SHEET NUMBER: 11
	SHEET SUBSET:	DTL	SUBSET SHEETS: 1 OF 1		

DWG: F:\2022\0601-0650\022-06085-c10-deesign\AutoCAD\final\plans\Sheets\RD\T\_DTL01\_C2206085.dwg  
 DATE: Mar 26, 2026 8:59am XREFS: T\_PBLK\_C2206085 T\_AERL\_C2206085 T\_XBASE\_C2206085 T\_PBASE\_C2206085 T\_PATT01\_C2206085 T\_PATT02\_C2206085 T\_PATT03\_C2206085 T\_PATT04\_C2206085 T\_PATT05\_C2206085 T\_PATT06\_C2206085 T\_PATT07\_C2206085 T\_PATT08\_C2206085 T\_PATT09\_C2206085 T\_PATT10\_C2206085 T\_PATT11\_C2206085 T\_PATT12\_C2206085 T\_PATT13\_C2206085 T\_PATT14\_C2206085 T\_PATT15\_C2206085 T\_PATT16\_C2206085 T\_PATT17\_C2206085 T\_PATT18\_C2206085 T\_PATT19\_C2206085 T\_PATT20\_C2206085 T\_PATT21\_C2206085 T\_PATT22\_C2206085 T\_PATT23\_C2206085 T\_PATT24\_C2206085 T\_PATT25\_C2206085 T\_PATT26\_C2206085 T\_PATT27\_C2206085 T\_PATT28\_C2206085 T\_PATT29\_C2206085 T\_PATT30\_C2206085 T\_PATT31\_C2206085 T\_PATT32\_C2206085 T\_PATT33\_C2206085 T\_PATT34\_C2206085 T\_PATT35\_C2206085 T\_PATT36\_C2206085 T\_PATT37\_C2206085 T\_PATT38\_C2206085 T\_PATT39\_C2206085 T\_PATT40\_C2206085 T\_PATT41\_C2206085 T\_PATT42\_C2206085 T\_PATT43\_C2206085 T\_PATT44\_C2206085 T\_PATT45\_C2206085 T\_PATT46\_C2206085 T\_PATT47\_C2206085 T\_PATT48\_C2206085 T\_PATT49\_C2206085 T\_PATT50\_C2206085 T\_PATT51\_C2206085 T\_PATT52\_C2206085 T\_PATT53\_C2206085 T\_PATT54\_C2206085 T\_PATT55\_C2206085 T\_PATT56\_C2206085 T\_PATT57\_C2206085 T\_PATT58\_C2206085 T\_PATT59\_C2206085 T\_PATT60\_C2206085 T\_PATT61\_C2206085 T\_PATT62\_C2206085 T\_PATT63\_C2206085 T\_PATT64\_C2206085 T\_PATT65\_C2206085 T\_PATT66\_C2206085 T\_PATT67\_C2206085 T\_PATT68\_C2206085 T\_PATT69\_C2206085 T\_PATT70\_C2206085 T\_PATT71\_C2206085 T\_PATT72\_C2206085 T\_PATT73\_C2206085 T\_PATT74\_C2206085 T\_PATT75\_C2206085 T\_PATT76\_C2206085 T\_PATT77\_C2206085 T\_PATT78\_C2206085 T\_PATT79\_C2206085 T\_PATT80\_C2206085 T\_PATT81\_C2206085 T\_PATT82\_C2206085 T\_PATT83\_C2206085 T\_PATT84\_C2206085 T\_PATT85\_C2206085 T\_PATT86\_C2206085 T\_PATT87\_C2206085 T\_PATT88\_C2206085 T\_PATT89\_C2206085 T\_PATT90\_C2206085 T\_PATT91\_C2206085 T\_PATT92\_C2206085 T\_PATT93\_C2206085 T\_PATT94\_C2206085 T\_PATT95\_C2206085 T\_PATT96\_C2206085 T\_PATT97\_C2206085 T\_PATT98\_C2206085 T\_PATT99\_C2206085 T\_PATT100\_C2206085 T\_PATT101\_C2206085 T\_PATT102\_C2206085 T\_PATT103\_C2206085 T\_PATT104\_C2206085 T\_PATT105\_C2206085 T\_PATT106\_C2206085 T\_PATT107\_C2206085 T\_PATT108\_C2206085 T\_PATT109\_C2206085 T\_PATT110\_C2206085 T\_PATT111\_C2206085 T\_PATT112\_C2206085 T\_PATT113\_C2206085 T\_PATT114\_C2206085 T\_PATT115\_C2206085 T\_PATT116\_C2206085 T\_PATT117\_C2206085 T\_PATT118\_C2206085 T\_PATT119\_C2206085 T\_PATT120\_C2206085 T\_PATT121\_C2206085 T\_PATT122\_C2206085 T\_PATT123\_C2206085 T\_PATT124\_C2206085 T\_PATT125\_C2206085 T\_PATT126\_C2206085 T\_PATT127\_C2206085 T\_PATT128\_C2206085 T\_PATT129\_C2206085 T\_PATT130\_C2206085 T\_PATT131\_C2206085 T\_PATT132\_C2206085 T\_PATT133\_C2206085 T\_PATT134\_C2206085 T\_PATT135\_C2206085 T\_PATT136\_C2206085 T\_PATT137\_C2206085 T\_PATT138\_C2206085 T\_PATT139\_C2206085 T\_PATT140\_C2206085 T\_PATT141\_C2206085 T\_PATT142\_C2206085 T\_PATT143\_C2206085 T\_PATT144\_C2206085 T\_PATT145\_C2206085 T\_PATT146\_C2206085 T\_PATT147\_C2206085 T\_PATT148\_C2206085 T\_PATT149\_C2206085 T\_PATT150\_C2206085 T\_PATT151\_C2206085 T\_PATT152\_C2206085 T\_PATT153\_C2206085 T\_PATT154\_C2206085 T\_PATT155\_C2206085 T\_PATT156\_C2206085 T\_PATT157\_C2206085 T\_PATT158\_C2206085 T\_PATT159\_C2206085 T\_PATT160\_C2206085 T\_PATT161\_C2206085 T\_PATT162\_C2206085 T\_PATT163\_C2206085 T\_PATT164\_C2206085 T\_PATT165\_C2206085 T\_PATT166\_C2206085 T\_PATT167\_C2206085 T\_PATT168\_C2206085 T\_PATT169\_C2206085 T\_PATT170\_C2206085 T\_PATT171\_C2206085 T\_PATT172\_C2206085 T\_PATT173\_C2206085 T\_PATT174\_C2206085 T\_PATT175\_C2206085 T\_PATT176\_C2206085 T\_PATT177\_C2206085 T\_PATT178\_C2206085 T\_PATT179\_C2206085 T\_PATT180\_C2206085 T\_PATT181\_C2206085 T\_PATT182\_C2206085 T\_PATT183\_C2206085 T\_PATT184\_C2206085 T\_PATT185\_C2206085 T\_PATT186\_C2206085 T\_PATT187\_C2206085 T\_PATT188\_C2206085 T\_PATT189\_C2206085 T\_PATT190\_C2206085 T\_PATT191\_C2206085 T\_PATT192\_C2206085 T\_PATT193\_C2206085 T\_PATT194\_C2206085 T\_PATT195\_C2206085 T\_PATT196\_C2206085 T\_PATT197\_C2206085 T\_PATT198\_C2206085 T\_PATT199\_C2206085 T\_PATT200\_C2206085 T\_PATT201\_C2206085 T\_PATT202\_C2206085 T\_PATT203\_C2206085 T\_PATT204\_C2206085 T\_PATT205\_C2206085 T\_PATT206\_C2206085 T\_PATT207\_C2206085 T\_PATT208\_C2206085 T\_PATT209\_C2206085 T\_PATT210\_C2206085 T\_PATT211\_C2206085 T\_PATT212\_C2206085 T\_PATT213\_C2206085 T\_PATT214\_C2206085 T\_PATT215\_C2206085 T\_PATT216\_C2206085 T\_PATT217\_C2206085 T\_PATT218\_C2206085 T\_PATT219\_C2206085 T\_PATT220\_C2206085 T\_PATT221\_C2206085 T\_PATT222\_C2206085 T\_PATT223\_C2206085 T\_PATT224\_C2206085 T\_PATT225\_C2206085 T\_PATT226\_C2206085 T\_PATT227\_C2206085 T\_PATT228\_C2206085 T\_PATT229\_C2206085 T\_PATT230\_C2206085 T\_PATT231\_C2206085 T\_PATT232\_C2206085 T\_PATT233\_C2206085 T\_PATT234\_C2206085 T\_PATT235\_C2206085 T\_PATT236\_C2206085 T\_PATT237\_C2206085 T\_PATT238\_C2206085 T\_PATT239\_C2206085 T\_PATT240\_C2206085 T\_PATT241\_C2206085 T\_PATT242\_C2206085 T\_PATT243\_C2206085 T\_PATT244\_C2206085 T\_PATT245\_C2206085 T\_PATT246\_C2206085 T\_PATT247\_C2206085 T\_PATT248\_C2206085 T\_PATT249\_C2206085 T\_PATT250\_C2206085 T\_PATT251\_C2206085 T\_PATT252\_C2206085 T\_PATT253\_C2206085 T\_PATT254\_C2206085 T\_PATT255\_C2206085 T\_PATT256\_C2206085 T\_PATT257\_C2206085 T\_PATT258\_C2206085 T\_PATT259\_C2206085 T\_PATT260\_C2206085 T\_PATT261\_C2206085 T\_PATT262\_C2206085 T\_PATT263\_C2206085 T\_PATT264\_C2206085 T\_PATT265\_C2206085 T\_PATT266\_C2206085 T\_PATT267\_C2206085 T\_PATT268\_C2206085 T\_PATT269\_C2206085 T\_PATT270\_C2206085 T\_PATT271\_C2206085 T\_PATT272\_C2206085 T\_PATT273\_C2206085 T\_PATT274\_C2206085 T\_PATT275\_C2206085 T\_PATT276\_C2206085 T\_PATT277\_C2206085 T\_PATT278\_C2206085 T\_PATT279\_C2206085 T\_PATT280\_C2206085 T\_PATT281\_C2206085 T\_PATT282\_C2206085 T\_PATT283\_C2206085 T\_PATT284\_C2206085 T\_PATT285\_C2206085 T\_PATT286\_C2206085 T\_PATT287\_C2206085 T\_PATT288\_C2206085 T\_PATT289\_C2206085 T\_PATT290\_C2206085 T\_PATT291\_C2206085 T\_PATT292\_C2206085 T\_PATT293\_C2206085 T\_PATT294\_C2206085 T\_PATT295\_C2206085 T\_PATT296\_C2206085 T\_PATT297\_C2206085 T\_PATT298\_C2206085 T\_PATT299\_C2206085 T\_PATT300\_C2206085 T\_PATT301\_C2206085 T\_PATT302\_C2206085 T\_PATT303\_C2206085 T\_PATT304\_C2206085 T\_PATT305\_C2206085 T\_PATT306\_C2206085 T\_PATT307\_C2206085 T\_PATT308\_C2206085 T\_PATT309\_C2206085 T\_PATT310\_C2206085 T\_PATT311\_C2206085 T\_PATT312\_C2206085 T\_PATT313\_C2206085 T\_PATT314\_C2206085 T\_PATT315\_C2206085 T\_PATT316\_C2206085 T\_PATT317\_C2206085 T\_PATT318\_C2206085 T\_PATT319\_C2206085 T\_PATT320\_C2206085 T\_PATT321\_C2206085 T\_PATT322\_C2206085 T\_PATT323\_C2206085 T\_PATT324\_C2206085 T\_PATT325\_C2206085 T\_PATT326\_C2206085 T\_PATT327\_C2206085 T\_PATT328\_C2206085 T\_PATT329\_C2206085 T\_PATT330\_C2206085 T\_PATT331\_C2206085 T\_PATT332\_C2206085 T\_PATT333\_C2206085 T\_PATT334\_C2206085 T\_PATT335\_C2206085 T\_PATT336\_C2206085 T\_PATT337\_C2206085 T\_PATT338\_C2206085 T\_PATT339\_C2206085 T\_PATT340\_C2206085 T\_PATT341\_C2206085 T\_PATT342\_C2206085 T\_PATT343\_C2206085 T\_PATT344\_C2206085 T\_PATT345\_C2206085 T\_PATT346\_C2206085 T\_PATT347\_C2206085 T\_PATT348\_C2206085 T\_PATT349\_C2206085 T\_PATT350\_C2206085 T\_PATT351\_C2206085 T\_PATT352\_C2206085 T\_PATT353\_C2206085 T\_PATT354\_C2206085 T\_PATT355\_C2206085 T\_PATT356\_C2206085 T\_PATT357\_C2206085 T\_PATT358\_C2206085 T\_PATT359\_C2206085 T\_PATT360\_C2206085 T\_PATT361\_C2206085 T\_PATT362\_C2206085 T\_PATT363\_C2206085 T\_PATT364\_C2206085 T\_PATT365\_C2206085 T\_PATT366\_C2206085 T\_PATT367\_C2206085 T\_PATT368\_C2206085 T\_PATT369\_C2206085 T\_PATT370\_C2206085 T\_PATT371\_C2206085 T\_PATT372\_C2206085 T\_PATT373\_C2206085 T\_PATT374\_C2206085 T\_PATT375\_C2206085 T\_PATT376\_C2206085 T\_PATT377\_C2206085 T\_PATT378\_C2206085 T\_PATT379\_C2206085 T\_PATT380\_C2206085 T\_PATT381\_C2206085 T\_PATT382\_C2206085 T\_PATT383\_C2206085 T\_PATT384\_C2206085 T\_PATT385\_C2206085 T\_PATT386\_C2206085 T\_PATT387\_C2206085 T\_PATT388\_C2206085 T\_PATT389\_C2206085 T\_PATT390\_C2206085 T\_PATT391\_C2206085 T\_PATT392\_C2206085 T\_PATT393\_C2206085 T\_PATT394\_C2206085 T\_PATT395\_C2206085 T\_PATT396\_C2206085 T\_PATT397\_C2206085 T\_PATT398\_C2206085 T\_PATT399\_C2206085 T\_PATT400\_C2206085 T\_PATT401\_C2206085 T\_PATT402\_C2206085 T\_PATT403\_C2206085 T\_PATT404\_C2206085 T\_PATT405\_C2206085 T\_PATT406\_C2206085 T\_PATT407\_C2206085 T\_PATT408\_C2206085 T\_PATT409\_C2206085 T\_PATT410\_C2206085 T\_PATT411\_C2206085 T\_PATT412\_C2206085 T\_PATT413\_C2206085 T\_PATT414\_C2206085 T\_PATT415\_C2206085 T\_PATT416\_C2206085 T\_PATT417\_C2206085 T\_PATT418\_C2206085 T\_PATT419\_C2206085 T\_PATT420\_C2206085 T\_PATT421\_C2206085 T\_PATT422\_C2206085 T\_PATT423\_C2206085 T\_PATT424\_C2206085 T\_PATT425\_C2206085 T\_PATT426\_C2206085 T\_PATT427\_C2206085 T\_PATT428\_C2206085 T\_PATT429\_C2206085 T\_PATT430\_C2206085 T\_PATT431\_C2206085 T\_PATT432\_C2206085 T\_PATT433\_C2206085 T\_PATT434\_C2206085 T\_PATT435\_C2206085 T\_PATT436\_C2206085 T\_PATT437\_C2206085 T\_PATT438\_C2206085 T\_PATT439\_C2206085 T\_PATT440\_C2206085 T\_PATT441\_C2206085 T\_PATT442\_C2206085 T\_PATT443\_C2206085 T\_PATT444\_C2206085 T\_PATT445\_C2206085 T\_PATT446\_C2206085 T\_PATT447\_C2206085 T\_PATT448\_C2206085 T\_PATT449\_C2206085 T\_PATT450\_C2206085 T\_PATT451\_C2206085 T\_PATT452\_C2206085 T\_PATT453\_C2206085 T\_PATT454\_C2206085 T\_PATT455\_C2206085 T\_PATT456\_C2206085 T\_PATT457\_C2206085 T\_PATT458\_C2206085 T\_PATT459\_C2206085 T\_PATT460\_C2206085 T\_PATT461\_C2206085 T\_PATT462\_C2206085 T\_PATT463\_C2206085 T\_PATT464\_C2206085 T\_PATT465\_C2206085 T\_PATT466\_C2206085 T\_PATT467\_C2206085 T\_PATT468\_C2206085 T\_PATT469\_C2206085 T\_PATT470\_C2206085 T\_PATT471\_C2206085 T\_PATT472\_C2206085 T\_PATT473\_C2206085 T\_PATT474\_C2206085 T\_PATT475\_C2206085 T\_PATT476\_C2206085 T\_PATT477\_C2206085 T\_PATT478\_C2206085 T\_PATT479\_C2206085 T\_PATT480\_C2206085 T\_PATT481\_C2206085 T\_PATT482\_C2206085 T\_PATT483\_C2206085 T\_PATT484\_C2206085 T\_PATT485\_C2206085 T\_PATT486\_C2206085 T\_PATT487\_C2206085 T\_PATT488\_C2206085 T\_PATT489\_C2206085 T\_PATT490\_C2206085 T\_PATT491\_C2206085 T\_PATT492\_C2206085 T\_PATT493\_C2206085 T\_PATT494\_C2206085 T\_PATT495\_C2206085 T\_PATT496\_C2206085 T\_PATT497\_C2206085 T\_PATT498\_C2206085 T\_PATT499\_C2206085 T\_PATT500\_C2206085 T\_PATT501\_C2206085 T\_PATT502\_C2206085 T\_PATT503\_C2206085 T\_PATT504\_C2206085 T\_PATT505\_C2206085 T\_PATT506\_C2206085 T\_PATT507\_C2206085 T\_PATT508\_C2206085 T\_PATT509\_C2206085 T\_PATT510\_C2206085 T\_PATT511\_C2206085 T\_PATT512\_C2206085 T\_PATT513\_C2206085 T\_PATT514\_C2206085 T\_PATT515\_C2206085 T\_PATT516\_C2206085 T\_PATT517\_C2206085 T\_PATT518\_C2206085 T\_PATT519\_C2206085 T\_PATT520\_C2206085 T\_PATT521\_C2206085 T\_PATT522\_C2206085 T\_PATT523\_C2206085 T\_PATT524\_C2206085 T\_PATT525\_C2206085 T\_PATT526\_C2206085 T\_PATT527\_C2206085 T\_PATT528\_C2206085 T\_PATT529\_C2206085 T\_PATT530\_C2206085 T\_PATT531\_C2206085 T\_PATT532\_C2206085 T\_PATT533\_C2206085 T\_PATT534\_C2206085 T\_PATT535\_C2206085 T\_PATT536\_C2206085 T\_PATT537\_C2206085 T\_PATT538\_C2206085 T\_PATT539\_C2206085 T\_PATT540\_C2206085 T\_PATT541\_C2206085 T\_PATT542\_C2206085 T\_PATT543\_C2206085 T\_PATT544\_C2206085 T\_PATT545\_C2206085 T\_PATT546\_C2206085 T\_PATT547\_C2206085 T\_PATT548\_C2206085 T\_PATT549\_C2206085 T\_PATT550\_C2206085 T\_PATT551\_C2206085 T\_PATT552\_C2206085 T\_PATT553\_C2206085 T\_PATT554\_C2206085 T\_PATT555\_C2206085 T\_PATT556\_C2206085 T\_PATT557\_C2206085 T\_PATT558\_C2206085 T\_PATT559\_C2206085 T\_PATT560\_C2206085 T\_PATT561\_C2206085 T\_PATT562\_C2206085 T\_PATT563\_C2206085 T\_PATT564\_C2206085 T\_PATT565\_C2206085 T\_PATT566\_C2206085 T\_PATT567\_C2206085 T\_PATT568\_C2206085 T\_PATT569\_C2206085 T\_PATT570\_C2206085 T\_PATT571\_C2206085 T\_PATT572\_C2206085 T\_PATT573\_C2206085 T\_PATT574\_C2206085 T\_PATT575\_C2206085 T\_PATT576\_C2206085 T\_PATT577\_C2206085 T\_PATT578\_C2206085 T\_PATT579\_C2206085 T\_PATT580\_C2206085 T\_PATT581\_C2206085 T\_PATT582\_C2206085 T\_PATT583\_C2206085 T\_PATT584\_C2206085 T\_PATT585\_C2206085 T\_PATT586\_C2206085 T\_PATT587\_C2206085 T\_PATT588\_C2206085 T\_PATT589\_C2206085 T\_PATT590\_C2206085 T\_PATT591\_C2206085 T\_PATT592\_C2206085 T\_PATT593\_C2206085 T\_PATT594\_C2206085 T\_PATT595\_C2206085 T\_PATT596\_C2206085 T\_PATT597\_C2206085 T\_PATT598\_C2206085 T\_PATT599\_C2206085 T\_PATT600\_C2206085 T\_PATT601\_C2206085 T\_PATT602\_C2206085 T\_PATT603\_C2206085 T\_PATT604\_C2206085 T\_PATT605\_C2206085 T\_PATT606\_C2206085 T\_PATT607\_C2206085 T\_PATT608\_C2206085 T\_PATT609\_C2206085 T\_PATT610\_C2206085 T\_PATT611\_C2206085 T\_PATT612\_C2206085 T\_PATT613\_C2206085 T\_PATT614\_C2206085 T\_PATT615\_C2206085 T\_PATT616\_C2206085 T\_PATT617\_C2206085 T\_PATT618\_C2206085 T\_PATT619\_C2206085 T\_PATT620\_C2206085 T\_PATT621\_C2206085 T\_PATT622\_C2206085 T\_PATT623\_C2206085 T\_PATT624\_C2206085 T\_PATT625\_C2206085 T\_PATT626\_C2206085 T\_PATT627\_C2206085 T\_PATT628\_C2206085 T\_PATT629\_C2206085 T\_PATT630\_C2206085 T\_PATT631\_C2206085 T\_PATT632\_C2206085 T\_PATT633\_C2206085 T\_PATT634\_C2206085 T\_PATT635\_C2206085 T\_PATT636\_C2206085 T\_PATT637\_C2206085 T\_PATT638\_C2206085 T\_PATT639\_C2206085 T\_PATT640\_C2206085 T\_PATT641\_C2206085 T\_PATT642\_C2206085 T\_PATT643\_C2206085 T\_PATT644\_C2206085 T\_PATT645\_C2206085 T\_PATT646\_C2206085 T\_PATT647\_C2206085 T\_PATT648\_C2206085 T\_PATT649\_C2206085 T\_PATT650\_C2206085 T\_PATT651\_C2206085 T\_PATT652\_C2206085 T\_PATT653\_C2206085 T\_PATT654\_C2206085 T\_PATT655\_C2206085 T\_PATT656\_C2206085 T\_PATT657\_C2206085 T\_PATT658\_C2206085 T\_PATT659\_C2206085 T\_PATT660\_C2206085 T\_PATT661\_C2206085 T\_PATT662\_C2206085 T\_PATT663\_C2206085 T\_PATT664\_C2206085 T\_PATT665\_C2206085 T\_PATT666\_C2206085 T\_PATT667\_C2206085 T\_PATT668\_C2206085 T\_PATT669\_C2206085 T\_PATT670\_C2206085 T\_PATT671\_C2206085 T\_PATT672\_C2206085 T\_PATT673\_C2206085 T\_PATT674\_C2206085 T\_PATT675\_C2206085 T\_PATT676\_C2206085 T\_PATT677\_C2206085 T\_PATT678\_C2206085 T\_PATT679\_C2206085 T\_PATT680\_C2206085 T\_PATT681\_C2206085 T\_PATT682\_C2206085 T\_PATT683\_C2206085 T\_PATT684\_C2206085 T\_PATT685\_C2206085 T\_PATT686\_C2206085 T\_PATT687\_C2206085 T\_PATT688\_C2206085 T\_PATT689\_C2206085 T\_PATT690\_C2206085 T\_PATT691\_C2206085 T\_PATT692\_C2206085 T\_PATT693\_C2206085 T\_PATT694\_C2206085 T\_PATT695\_C2206085 T\_PATT696\_C2206085 T\_PATT697\_C2206085 T\_PATT698\_C2206085 T\_PATT699\_C2206085 T\_PATT700\_C2206085 T\_PATT701\_C2206085 T\_PATT702\_C2206085 T\_PATT703\_C2206085 T\_PATT704\_C2206085 T\_PATT705\_C2206085 T\_PATT706\_C2206085 T\_PATT707\_C2206085 T\_PATT708\_C2206085 T\_PATT709\_C2206085 T\_PATT710\_C2206085 T\_PATT711\_C2206085 T\_PATT712\_C2206085 T\_PATT713\_C2206085 T\_PATT714\_C2206085 T\_PATT715\_C2206085 T\_PATT716\_C2206085 T\_PATT717\_C2206085 T\_PATT718\_C2206085 T\_PATT719\_C2206085 T\_PATT720\_C2206085 T\_PATT721\_C2206085 T\_PATT722\_C2206085 T\_PATT723\_C2206085 T\_PATT724\_C2206085 T\_PATT725

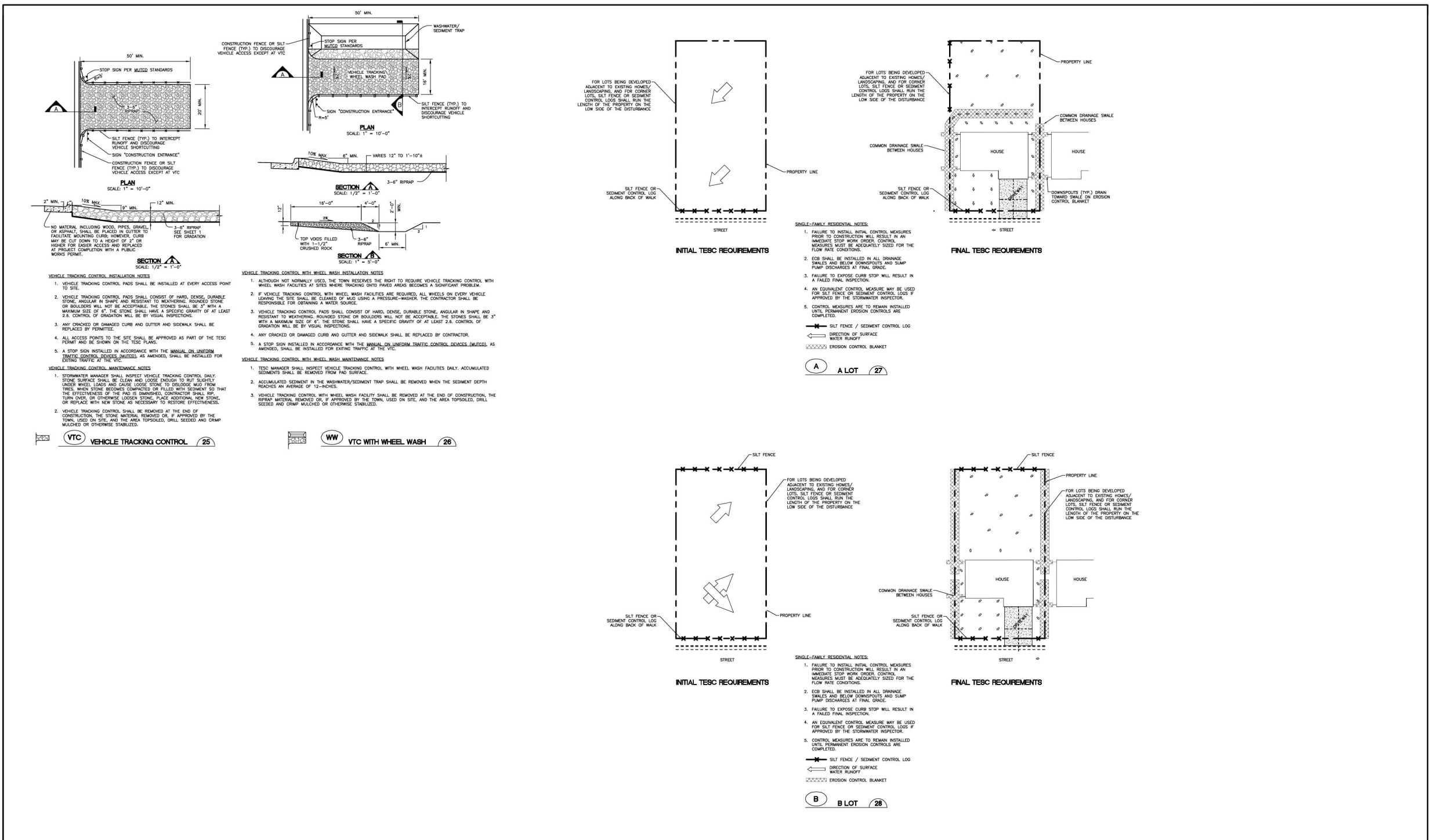









DWG: F:\2022\06001-0650\022-06085-cl40-desighn\AutoCAD\final\plans\Sheets\RD\B1\_T\_ERC01\_C2206085.dwg  
 DATE: Mar 26, 2026 9:00am XREFS: T\_XPAT\_T\_B2206085 T\_PEROS\_B2206085 T\_PRWAY\_B2206085  
 USER: awitaksomo T\_PBASE\_C2206085 T\_PTBLK\_C2206085 T\_PBASE\_C2206085 F\_PBASE\_C2206085 T\_PTBLK\_C2206085 T\_PERSO1\_C2206085 T\_PBDY\_C2206085 T\_XBNDY\_C2206085 T\_XBASE\_C2206085 T\_XBASE\_SUE\_C2206085



<b>Sheet Revisions</b> (R1) 3/11 GESC MANUAL UPDATES DV (R2) 5/15 GESC MANUAL UPDATES DV (R3) 6/19 GESC MANUAL UPDATES DV (R4) 10/20 GESC MANUAL UPDATES DV		NOTE: SCALES SHOWN ARE FOR 22"x34" SHEETS; ADJUST ACCORDINGLY FOR 11"x17" SHEETS.	TOWN OF CASTLE ROCK COLORADO	CASTLE ROCK WATER Stormwater Engineering Division	<b>TESC</b> TEMPORARY EROSION, AND SEDIMENT CONTROL	TESC PLAN STANDARD NOTES AND DETAILS	SHEET 4 OF 4
---	--	---	------------------------------	--	---	--------------------------------------	--------------



PRINT DATE: March 26, 2026  
 FILE NAME: T\_ERC01\_C2206085.DWG  
 HORIZ. SCALE: N/A VERT. SCALE: N/A  
 UNIT INFORMATION  

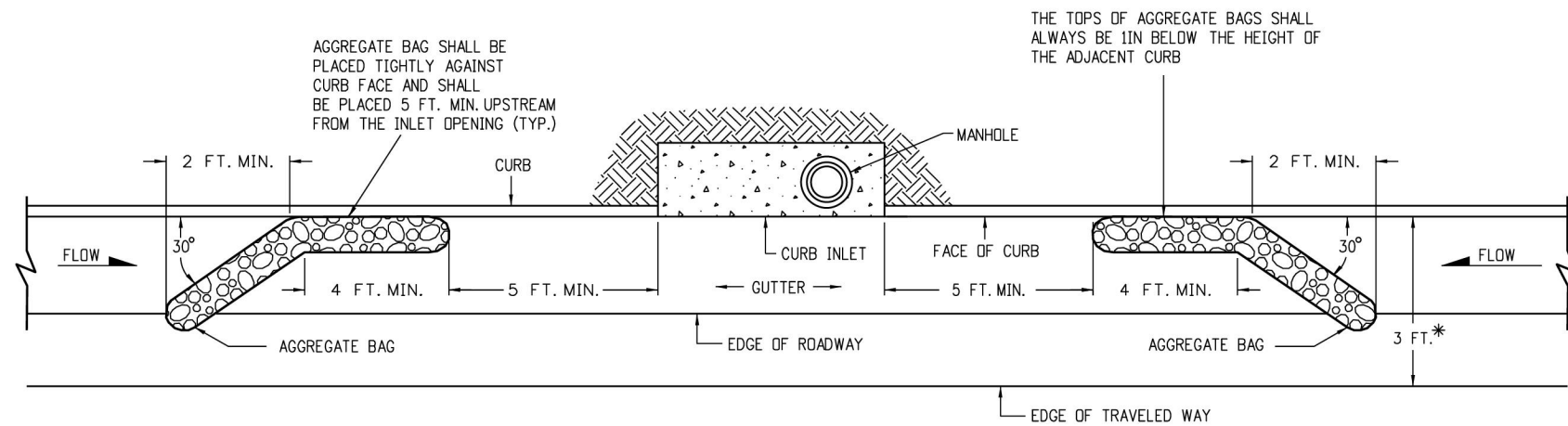
 1525 Raleigh St  
 Unit 400  
 Denver, CO 80204

SHEET REVISIONS		
DATE:	COMMENTS	INIT.



Department of Public Works  
 4175 Castleton Court  
 Castle Rock, CO 80109  
 TEL 720.733.2462

AS CONSTRUCTED	TEMPORARY EROSION AND SEDIMENT CONTROL PLAN DETAILS			PROJECT NO./CODE
NO REVISIONS:				PROJECT NO.: C22-06085
REVISED:	DESIGNER:	NDS	STRUCTURE NUMBERS	CODE:
VOID:	DETAILER:	GDL		
	SHEET SUBSET:	TESC	SUBSET SHEETS: 5 OF 6	SHEET NUMBER: 16

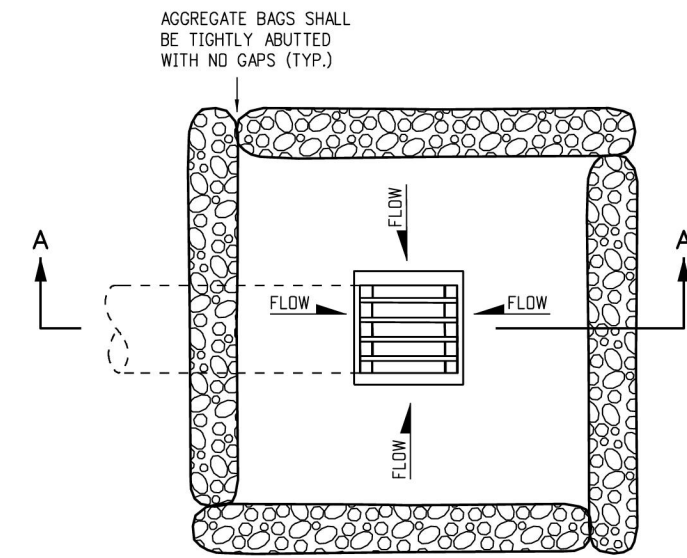


**PLAN VIEW**

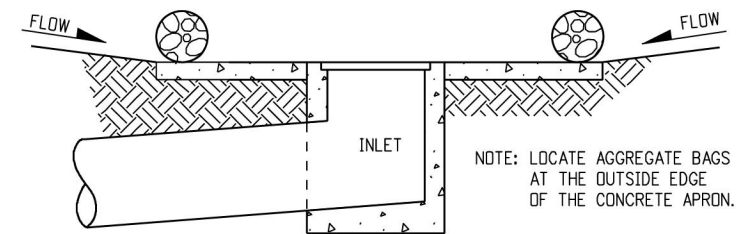
\* NOTE: USE AGGREGATE BAGS ONLY WHEN THERE IS A MINIMUM CLEARANCE OF 3 FEET FROM THE EDGE OF THE TRAVELED WAY (INCLUDING CONDITIONS DURING DETOURS) TO THE FACE OF CURB.

LENGTH (L) OF INLET FT.	NUMBER OF AGGREGATE BAGS UPSTREAM OF INLET
0 - 5	1
6 - 10	2
L > 10	3

**AGGREGATE BAGS AT STORM DRAIN INLET (TYPE 1)**



**PLAN VIEW**




**SECTION A-A**

**AGGREGATE BAGS AT DROP INLET**

**AGGREGATE BAG APPLICATIONS**

NOTE: THE PAY ITEM NUMBER FOR AGGREGATE BAG (LF) IS 208-00035



Know what's below.  
Call before you dig.

PRINT DATE: March 26, 2026

FILE NAME: T\_ERC01\_C2206085.DWG

HORIZ. SCALE: N/A VERT. SCALE: TESC

UNIT INFORMATION

**olsson** 1525 Raleigh St  
Unit 400  
Denver, CO 80204

**SHEET REVISIONS**

DATE:	COMMENTS	INIT.



Department of Public Works  
4175 Castleton Court  
Castle Rock, CO 80109  
TEL 720.733.2462

AS CONSTRUCTED

NO REVISIONS:

REVISED:

VOID:

TEMPORARY EROSION AND  
SEDIMENT CONTROL PLAN  
DETAILS

DESIGNER:	NDS	STRUCTURE NUMBERS	
DETAILER:	GDL		
SHEET SUBSET:	TESC	SUBSET SHEETS:	6 OF 6

PROJECT NO./CODE

PROJECT NO.: C22-06085


CODE:

SHEET NUMBER: 17

DWG: F:\2022\06001-0650\002-06085-cl40-design\AutoCAD\final\plans\Sheets\RD\BIT\_ERC01\_C2206085.dwg  
 DATE: Mar 26, 2026 9:00am XREFS: T\_XPAT1\_B2206085 T\_PEROS\_B2206085 T\_PRWAY\_B2206085 T\_PBASE\_C2206085  
 USER: awitajaksomo T\_PBASE\_C2206085 T\_PBLK\_C2206085 T\_PTBLK\_C2206085 T\_PPEROS01\_C2206085 T\_PBNDY\_C2206085 T\_XBNDY\_C2206085 T\_XBASE\_C2206085 T\_XBASE\_SUE\_C2206085

TABULATION OF PAVEMENT MARKINGS							
LOCATION	627-30405	627-30410		627-30413			627-02010
	PREFORMED THERMOPLASTIC PAVEMENT MARKING (WORD-SYMBOL)	PREFORMED THERMOPLASTIC PAVEMENT MARKING (XWALK-STOP LINE)		PREFORMED THERMOPLASTIC PAVEMENT MARKING (XWALK-STOP LINE) (INLAID)			PREFORMED PLASTIC PAVEMENT MARKING (TYPE II) (INLAID)
	LEFT TURN ARROW	CROSSWALK	STOP LINE	CROSSWALK	STOP LINE	MERGE ARROW	SOLID WHITE
	LA	XW	SL	XW	SL	MA	L
	WHITE	WHITE	WHITE	WHITE	WHITE	WHITE	WHITE
	16.1 SF	2' X 10'	24 INCH	2' X 10'	24 INCH	58	8 INCH
FOUNDERS PKWY	-	-	-	280	146	116	100
CRIMSON SKY DR	32	180	48	-	-	-	-
MARKING LENGTH (LF)	-	-	24	-	73	-	150
SUBTOTAL (SF)	32	180	48	280	146	116	100
<b>TOTAL SF</b>	<b>32</b>	<b>228</b>		<b>542</b>			<b>100</b>

TABULATION OF TRAFFIC SIGNS													
SUBSET SHEET NO.	SIGN NO.	SIGN CODE	NORTHING	EASTING	SIGN PANEL SIZE			SIGN LEGEND / DESCRIPTION	NOTES	614-00011	202-00810	614-00216	614-84000
					W"	X	H"			SIGN PANEL (CLASS I)	REMOVAL OF GROUND SIGN	STEEL SIGNPOST (2X2 INCH TUBING)	TRAFFIC SIGNAL PEDESTAL POLE STEEL
2	1A	R1-1	1570667	3189281	30	X	30	STOP SIGN	REMOVAL OF GROUND SIGN	-	1	-	-
		D3-1			48	X	12	CRIMSON SKY DR		-		-	
		D3-1			48	X	12	FOUNDERS PKWY		-		-	
2	1B	W3-4	1570940	3189163	36	X	36	BE PREPARED TO STOP	INSTALL	9	-	-	1
		W16-13P			24	X	18	WHEN FLASHING (PLAQUE)		3	-	-	
2	1C	W3-3	1571115	3189163	30	X	30	TRAFFIC SIGNAL AHEAD	INSTALL	7	-	13	-
2	1D	R9-3	1570573	3189162	24	X	24	NO PEDESTRIANS	INSTALL	4	-	13	-
		R9-3bR			24	X	12	USE CROSSWALKS (PLAQUE)		2	-	-	
2	1E	W3-3	1570722	3189255	30	X	30	LANE MERGE	INSTALL	7	-	13	-
<b>PROJECT TOTALS</b>										<b>32</b>	<b>1</b>	<b>38</b>	<b>1</b>



PRINT DATE: March 26, 2026  
 FILE NAME: F\_SAS01\_C2206085.DWG  
 HORIZ. SCALE: N/A VERT. SCALE: N/A  
 UNIT INFORMATION  
**olsson** 1525 Raleigh St  
 Unit 400  
 Denver, CO 80204

SHEET REVISIONS		
DATE:	COMMENTS	INIT.

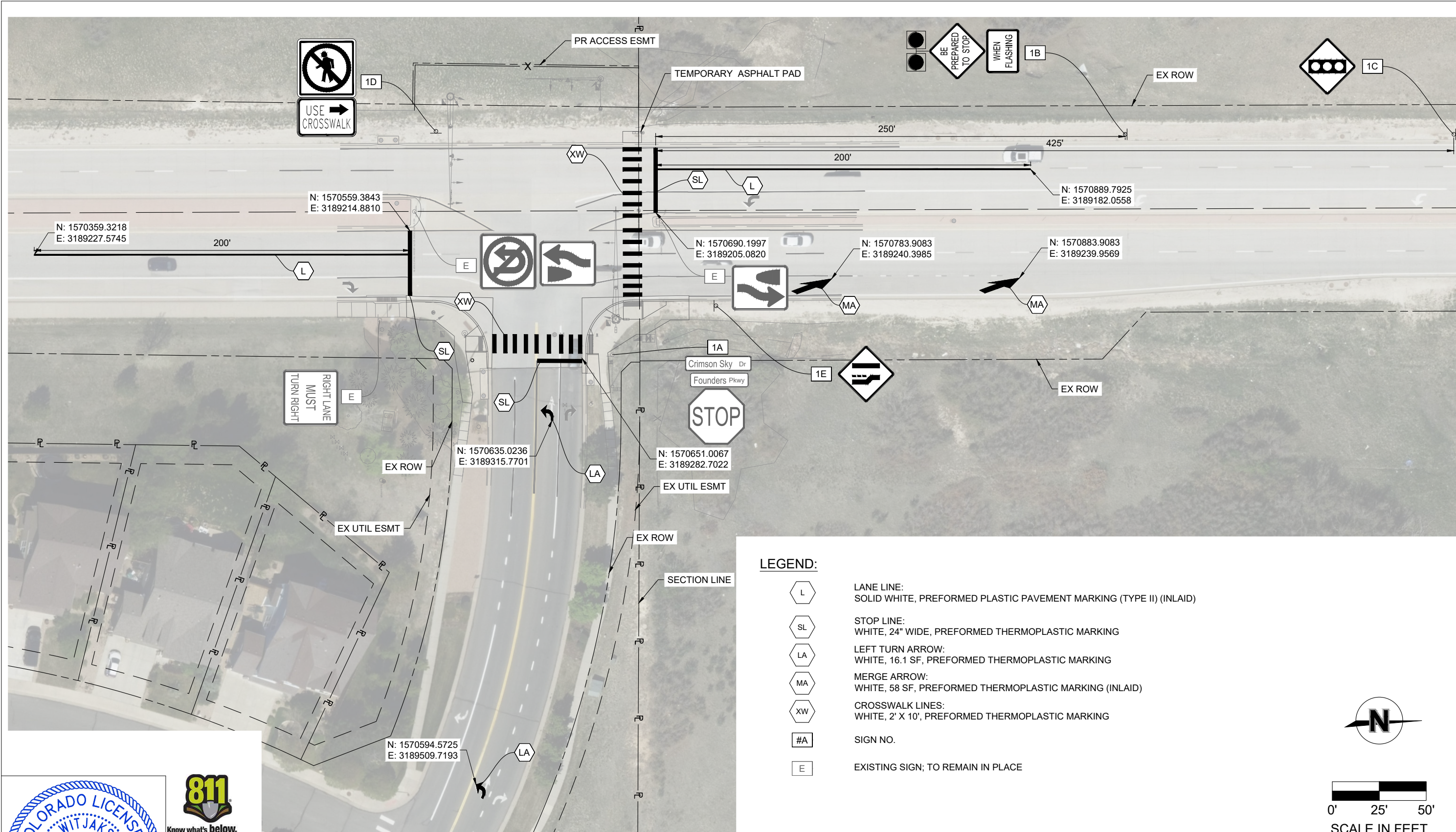


Department of Public Works  
 4175 Castleton Court  
 Castle Rock, CO 80109  
 TEL 720.733.2462

AS CONSTRUCTED	SIGNING AND STRIPING PLAN TABULATIONS			PROJECT NO./CODE
NO REVISIONS:				PROJECT NO.: C22-06085
REVISED:	DESIGNER: AW	STRUCTURE NUMBERS		CODE:
VOID:	DETAILER: AW	SHEET SUBSET: S&S	SUBSET SHEETS: 1 OF 3	SHEET NUMBER: 18

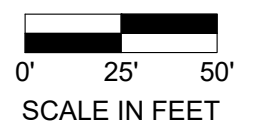
DWG: F:\2022\06085-06501022-06085-cl40-design\AutoCAD\final\plans\Sheets\TFT\F\_SAS01\_C2206085.dwg USER: awitjaksana  
 DATE: Mar 26, 2026 9:01am XREFS: T\_PBLK\_C2206085 T\_AERL\_C2206085 T\_XBASE\_C2206085 F\_PMRRC\_C2206085 F\_PBASE\_C2206085 T\_PBASE\_C2206085 T\_XBASE\_C2206085 T\_XBNDY\_C2206085 T\_PBNDY\_C2206085

DWG: F:\2022\06001-0650\02-06085-cl40-design\AutoCAD\final\plans\Sheets\TFT\F\_SAS01\_C2206085.dwg  
 DATE: Mar 26, 2026 9:01am XREFS: T\_PTBK\_C2206085 T\_AERL\_C2206085 T\_XBASE\_C2206085 T\_XBASE\_SUE\_C2206085 T\_XBNDY\_C2206085 T\_XBNDY\_C2206085  
 USER: awitjaksong F\_PBASE\_C2206085 F\_PMRG\_C2206085



**LEGEND:**

	<b>LANE LINE:</b> SOLID WHITE, PREFORMED PLASTIC PAVEMENT MARKING (TYPE II) (INLAID)
	<b>STOP LINE:</b> WHITE, 24" WIDE, PREFORMED THERMOPLASTIC MARKING
	<b>LEFT TURN ARROW:</b> WHITE, 16.1 SF, PREFORMED THERMOPLASTIC MARKING
	<b>MERGE ARROW:</b> WHITE, 58 SF, PREFORMED THERMOPLASTIC MARKING (INLAID)
	<b>CROSSWALK LINES:</b> WHITE, 2' X 10', PREFORMED THERMOPLASTIC MARKING
	<b>SIGN NO.</b>
	<b>EXISTING SIGN; TO REMAIN IN PLACE</b>



PRINT DATE: March 26, 2026  
 FILE NAME: F\_SAS01\_C2206085.DWG  
 HORIZ. SCALE: 1"=50' VERT. SCALE: N/A  
 UNIT INFORMATION  
**olsson** 1525 Raleigh St  
 Unit 400  
 Denver, CO 80204

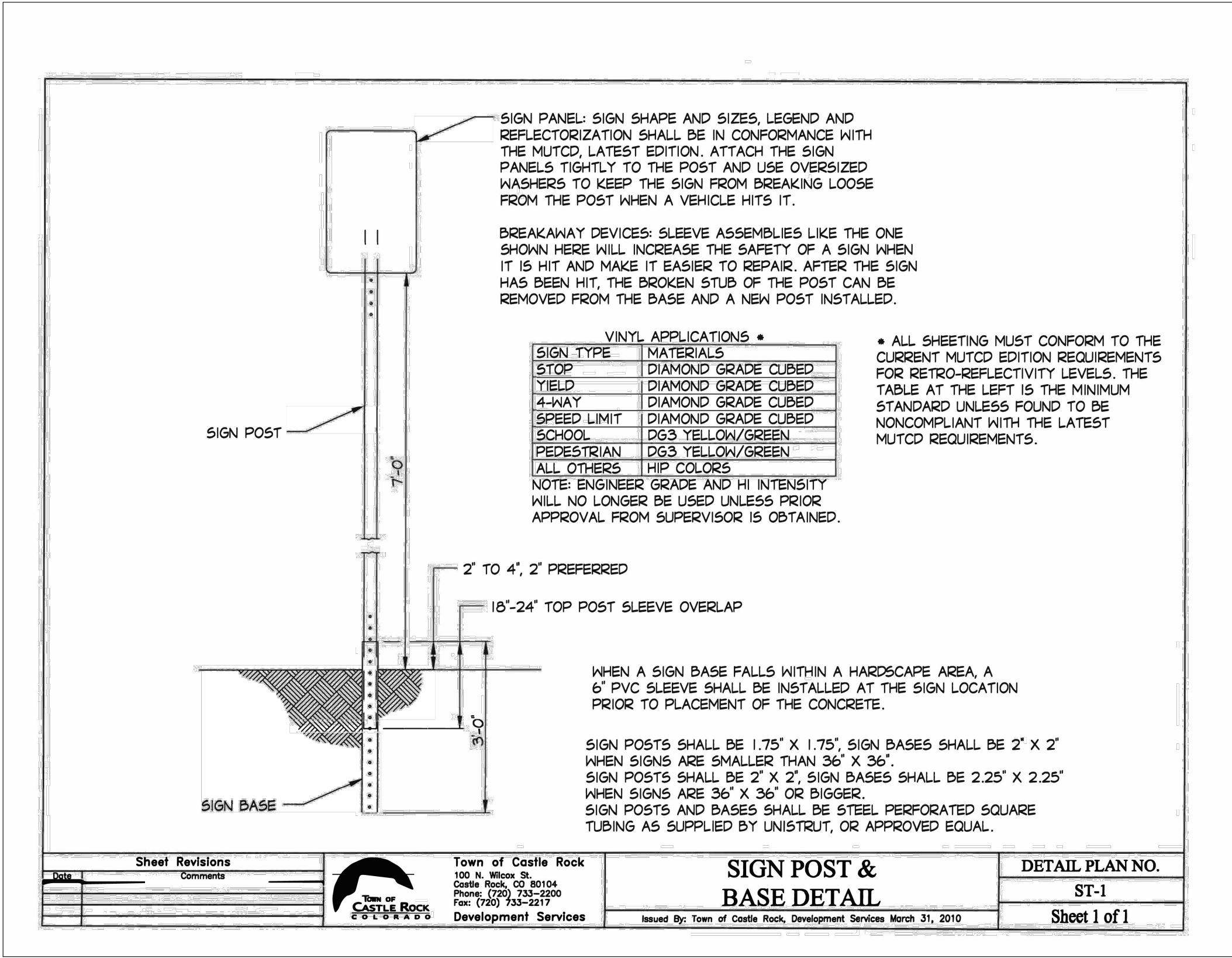
SHEET REVISIONS		
DATE:	COMMENTS	INIT.




Department of Public Works  
 4175 Castleton Court  
 Castle Rock, CO 80109  
 TEL 720.733.2462

AS CONSTRUCTED	SIGNING AND STRIPING PLAN			PROJECT NO./CODE
NO REVISIONS:				PROJECT NO.: C22-06085
REVISED:	DESIGNER:	AW	STRUCTURE NUMBERS	CODE:
VOID:	DETAILER:	LSD	SUBSET SHEETS: 2 OF 3	SHEET NUMBER: 19
	SHEET SUBSET:	S&S		

DWG: F:\2022\06001-06005-cl40-design\AutoCAD\final\plans\Sheets\TFT\F\_SAS01\_C2206085.dwg  
 DATE: Mar 26, 2026 9:01am XREFS: T\_P\BLK\_C2206085 T\_AERL\_C2206085 T\_XBASE\_C2206085 F\_P\MKRC\_C2206085 F\_P\BASE\_C2206085 T\_XBASE\_C2206085 T\_PBASE\_C2206085 T\_XBNDY\_C2206085 T\_PBNDY\_C2206085  
 USER: awitjakson



<table border="1"> <thead> <tr> <th>Date</th> <th>Comments</th> </tr> </thead> <tbody> <tr><td> </td><td> </td></tr> <tr><td> </td><td> </td></tr> <tr><td> </td><td> </td></tr> </tbody> </table>	Date	Comments							<p><b>Town of Castle Rock</b>                  100 N. Wilcox St.                  Castle Rock, CO 80104                  Phone: (720) 733-2200                  Fax: (720) 733-2217                  Development Services</p>	<p align="center"><b>SIGN POST &amp; BASE DETAIL</b></p> <p align="center">Issued By: Town of Castle Rock, Development Services March 31, 2010</p>	<table border="1"> <tr> <td>DETAIL PLAN NO.</td> </tr> <tr> <td align="center">ST-1</td> </tr> <tr> <td align="center">Sheet 1 of 1</td> </tr> </table>	DETAIL PLAN NO.	ST-1	Sheet 1 of 1
Date	Comments													
DETAIL PLAN NO.														
ST-1														
Sheet 1 of 1														



PRINT DATE: March 26, 2026  
 FILE NAME: F\_SAS01\_C2206085.DWG  
 HORIZ. SCALE: NA VERT. SCALE: NA  
 UNIT INFORMATION

**olsson** 1525 Raleigh St  
 Unit 400  
 Denver, CO 80204

SHEET REVISIONS			
DATE:	COMMENTS	INIT.	



Department of Public Works  
 4175 Castleton Court  
 Castle Rock, CO 80109  
 TEL 720.733.2462

AS CONSTRUCTED	SIGNING AND STRIPING DETAIL		
NO REVISIONS:	DESIGNER:	AW	STRUCTURE NUMBERS
REVISED:	DETAILER:	AW	
VOID:	SHEET SUBSET:	S&S	SUBSET SHEETS: 3 OF 3

PROJECT NO./CODE  
 PROJECT NO.: C22-06085  
 CODE:  
 SHEET NUMBER: 20

DWG: F:\2022\06001-0650\022-06085-cl40-design\AutoCAD\final\plans\Sheets\TTF\F\_TRAF01\_C2206085.dwg USER: awitjaksong  
 DATE: Mar 26, 2026 9:01am XREFS: T\_PTBK\_C2206085 T\_AERL\_C2206085 T\_XBASE\_C2206085 T\_XBASE\_C2206085 F\_PMKRC\_C2206085  
 F\_PBASE\_C2206085 T\_PBASE\_C2206085 T\_XBNDY\_C2206085 T\_XBNDY\_C2206085 F\_SGNDTL\_C2206085 F\_SGNDTL\_C2206085 T\_XBASE\_SUE\_C2206085 F\_PRWAY\_C2206085 F\_PRWAY\_C2206085 T\_J\_DY

TABULATION OF TRAFFIC SIGNAL ITEMS			
ITEM NO	ITEM	UNIT	QUANTITY
203-01597	POTHOLING	HOUR	48
503-00018	DRILLED SHAFT (18 INCH)	LF	10
503-00036	DRILLED SHAFT (36 INCH)	LF	15
503-00048	DRILLED SHAFT (48 INCH)	LF	42
613-00200	2 INCH ELECTRICAL CONDUIT	LF	110
613-00206	2 INCH ELECTRICAL CONDUIT (BORED)	LF	364
613-00300	3 INCH ELECTRICAL CONDUIT	LF	435
613-00306	3 INCH ELECTRICAL CONDUIT (BORED)	LF	742
613-07001	TYPE ONE PULL BOX	EACH	1
613-07002	TYPE TWO PULL BOX	EACH	2
613-07004	TYPE FOUR PULL BOX	EACH	4
613-07005	TYPE FIVE PULL BOX	EACH	1
613-10000	WIRING	L S	1
613-13065	LUMINAIRE (LED) (5400 LUMENS)	EACH	4
613-50109	METER POWER PEDESTAL	EACH	2
614-00011	SIGN PANEL (CLASS I)	SF	53
614-00037	SIGN PANEL (SPECIAL)	EACH	2
614-70150	PEDESTRIAN SIGNAL FACE (16) (COUNTDOWN)	EACH	4
614-70200	ACCESSIBLE PEDESTRIAN SIGNAL	EACH	4
614-70336	TRAFFIC SIGNAL FACE (12-12-12)	EACH	9
614-70448	TRAFFIC SIGNAL FACE (12-12-12-12)	EACH	4
614-72832	COMMUNICATIONS CABINET (TYPE 2)	EACH	1
614-72855	TRAFFIC SIGNAL CONTROLLER CABINET	EACH	1
614-72863	PEDESTRIAN PUSH BUTTON POST ASSEMBLY	EACH	2
614-72866	FIRE PREEMPTION UNIT AND TIMER	EACH	2
614-72887	MICROWAVE VEHICLE RADAR DETECTOR	EACH	3
614-81011	TRAFFIC SIGNAL-LIGHT POLE STEEL (1 MAST ARM) (INSTALL ONLY)	EACH	3
614-81300	TRAFFIC SIGNAL-LIGHT POLE (INSTALL ONLY)	EACH	1
614-84450	TRAFFIC SIGNAL PEDESTAL POLE STEEL (INSTALL ONLY)	EACH	3
614-86800	UNINTERRUPTED POWER SUPPLY	EACH	1
614-87321	CLOSED CIRCUIT TELEVISION (INSTALL ONLY)	EACH	2
614-87702	ETHERNET RADIO (PAIR)	EACH	2

TRAFFIC SIGNAL SCHEDULE				
DESCRIPTION	LOCATION	NORTHING	EASTING	CAISSON ELEVATION
SIGNAL POLE	NORTHWEST	1570660.89	3189133.94	6477.04
TEMPORARY PEDESTAL POLE	NORTHWEST	1570683.39	3189162.64	6474.57
SIGNAL POLE	NORTHEAST	1570668.99	3189261.98	6476.02
PEDESTAL POLE	SOUTHEAST	1570572.16	3189263.16	6480.14
SIGNAL POLE	SOUTHWEST	1570580.85	3189143.38	6480.79
FLASHING BEACON POLE	NORTH LEG	1570940.22	3189163.46	6470



PRINT DATE: March 26, 2026  
 FILE NAME: F\_TRAF01\_C2206085.DWG  
 HORIZ. SCALE: N/A VERT. SCALE: N/A  
 UNIT INFORMATION  
**olsson** 1525 Raleigh St  
 Unit 400  
 Denver, CO 80204

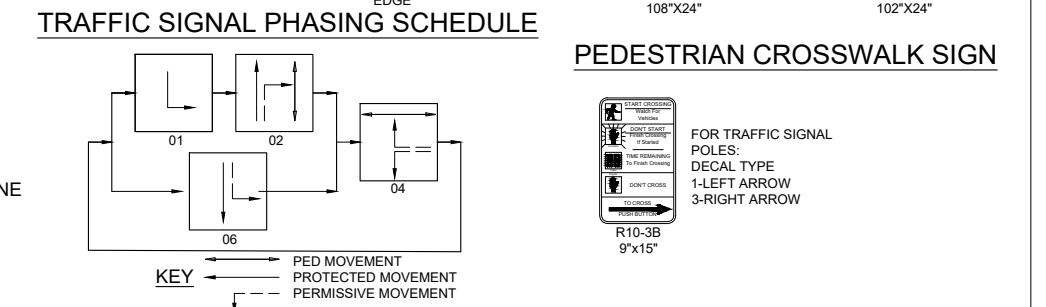
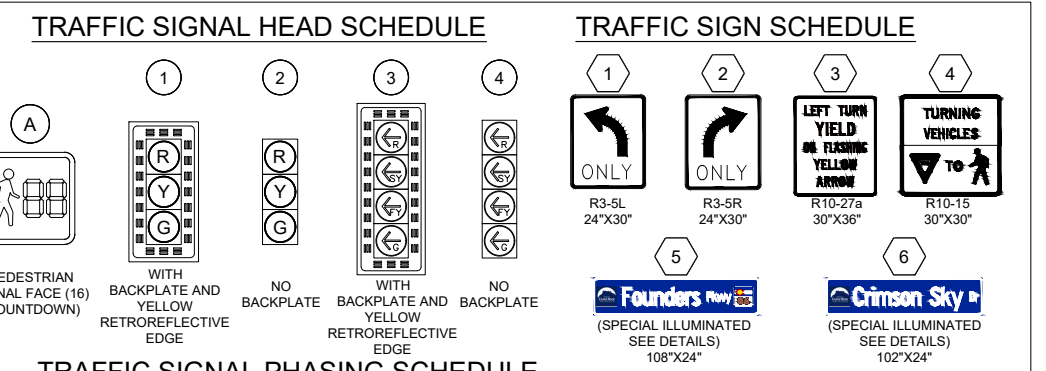
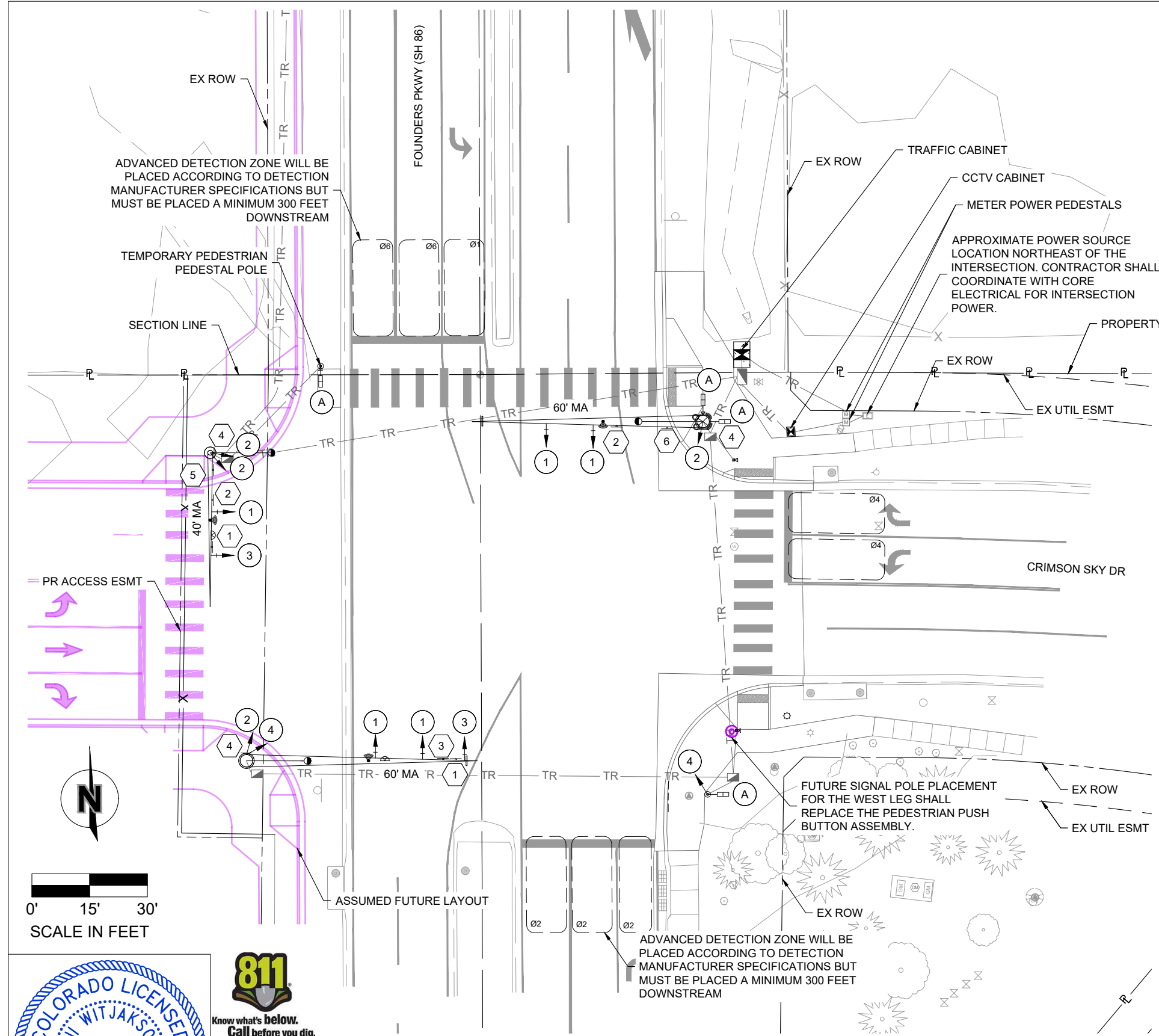
SHEET REVISIONS		
DATE:	COMMENTS	INIT.



Department of Public Works  
 4175 Castleton Court  
 Castle Rock, CO 80109  
 TEL 720.733.2462



AS CONSTRUCTED	TRAFFIC SIGNAL PLAN TABULATIONS			PROJECT NO./CODE
NO REVISIONS:				PROJECT NO.: C22-06085
REVISED:	DESIGNER: AW	STRUCTURE NUMBERS		CODE:
VOID:	DETAILER: LSD			
	SHEET SUBSET: SGL	SUBSET SHEETS: 1 OF 5		SHEET NUMBER: 21

DWG: F:\2022\06001-0650\022-06085-cl40-design\AutoCAD\final\plans\Sheets\TTF\ T\_TRAF01\_C2206085.dwg USER: awitjakson  
 DATE: Mar 26, 2026 9:01am XREFS: T\_PBLK\_C2206085 T\_AERL\_C2206085 T\_XBASE\_C2206085 F\_PMRG\_C2206085 F\_PBASE\_C2206085  
 T\_XBNDY\_C2206085 T\_XBNDY\_C2206085 T\_XBNDY\_C2206085 T\_XBNDY\_C2206085 T\_XBNDY\_C2206085 T\_XBNDY\_C2206085 T\_XBNDY\_C2206085  
 F\_SGNDTL\_C2206085 F\_SGNDTL\_C2206085 F\_SGNDTL\_C2206085 F\_SGNDTL\_C2206085 F\_SGNDTL\_C2206085 F\_SGNDTL\_C2206085  
 T\_XBASE\_SUE\_C2206085 T\_XBASE\_SUE\_C2206085 T\_XBASE\_SUE\_C2206085 T\_XBASE\_SUE\_C2206085 T\_XBASE\_SUE\_C2206085 T\_XBASE\_SUE\_C2206085  
 F\_PRWAY\_C2206085 F\_PRWAY\_C2206085 F\_PRWAY\_C2206085 F\_PRWAY\_C2206085 F\_PRWAY\_C2206085 F\_PRWAY\_C2206085



- ### LEGEND:
- xx' MA: SIGNAL POLE AND MAST ARM W/ LED LUMINAIRE ARM
  - 
  - 
  - 
  - 
  - 
  - 
  - 
  - 
  - 
  - 
  - 
  - 
  -

- ### NOTES
- THE INFORMATION SHOWN ON THIS DRAWING, CONCERNING THE TYPE AND LOCATION OF UTILITIES IS NOT GUARANTEED TO BE ACCURATE OR ALL INCLUSIVE. THE CONTRACTOR SHALL BE RESPONSIBLE FOR DETERMINING LOCATION OF ALL UTILITIES AS NECESSARY TO AVOID DAMAGE THERETO.
  - BORING AND TRENCHING OPERATIONS SHALL BE WITHIN EXISTING RIGHT-OF-WAY, UTILITY, AND PUBLIC ACCESS EASEMENTS.
  - THE SECOND CCTV SHALL BE MANAGED BY THE TOWN OF CASTLE ROCK AND SHALL BE CONNECTED TO THE CCTV / COMMUNICATIONS CABINET. POWER SHALL BE DRAWN AND METERED SEPARATELY AND COMMUNICATIONS SHALL BE SEPARATE RADIO COMMUNICATIONS.
  - THE TRAFFIC SIGNAL WILL BE INTEGRATED INTO THE ADAPTIVE SYSTEM MANAGED BY COLORADO DEPARTMENT OF TRANSPORTATION.



PRINT DATE: March 26, 2026  
 FILE NAME: F\_TRAF01\_C2206085.DWG  
 HORIZ. SCALE: 1"=30' VERT. SCALE: N/A  
 UNIT INFORMATION

**olsson** 1525 Raleigh St  
 Unit 400  
 Denver, CO 80204

SHEET REVISIONS		
DATE:	COMMENTS	INIT.



Department of Public Works  
 4175 Castleon Court  
 Castle Rock, CO 80109  
 TEL 720.733.2462

AS CONSTRUCTED	TRAFFIC SIGNAL PLAN			PROJECT NO./CODE
NO REVISIONS:				PROJECT NO.: C22-06085
REVISED:	DESIGNER: AW	STRUCTURE NUMBERS		CODE:
VOID:	DETAILER: LSD	SHEET SUBSET: SGL	SUBSET SHEETS: 2 OF 5	SHEET NUMBER: 22






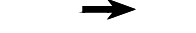







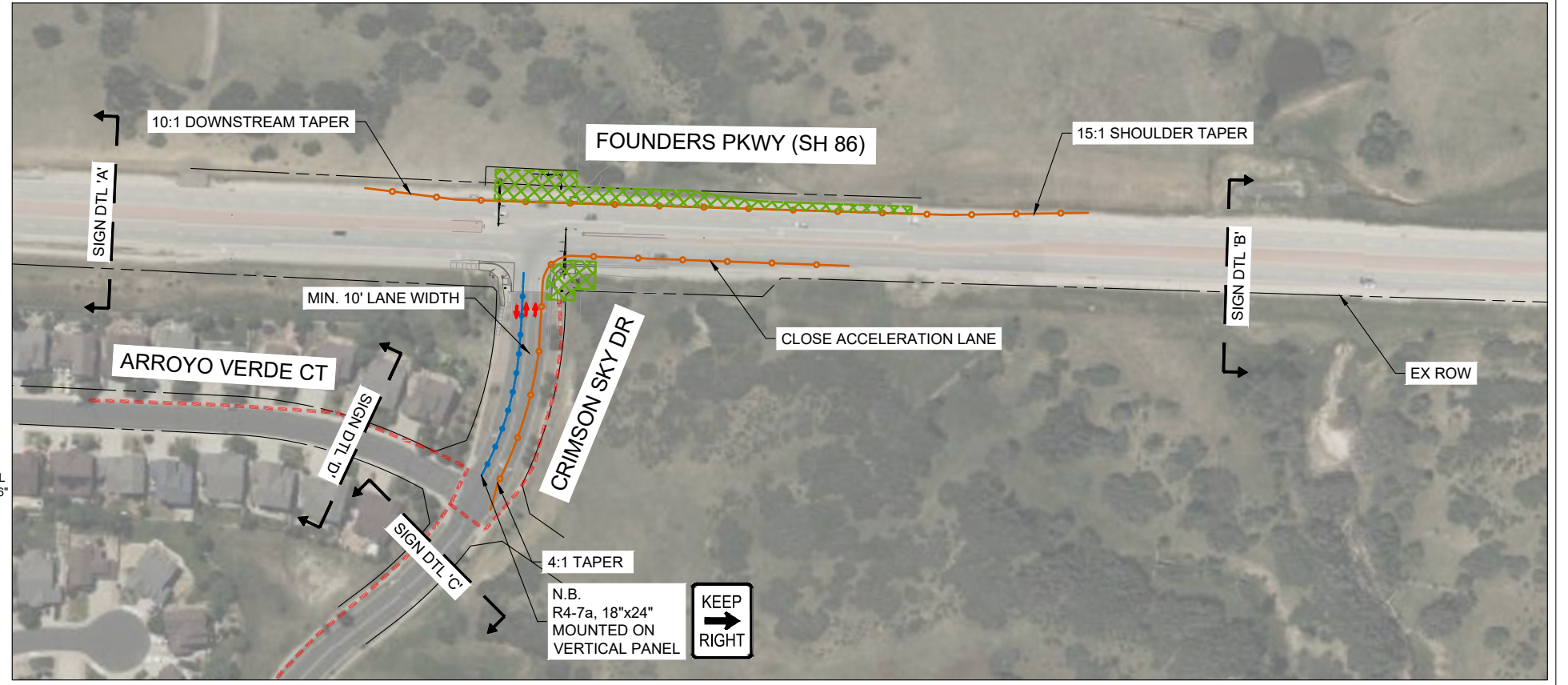
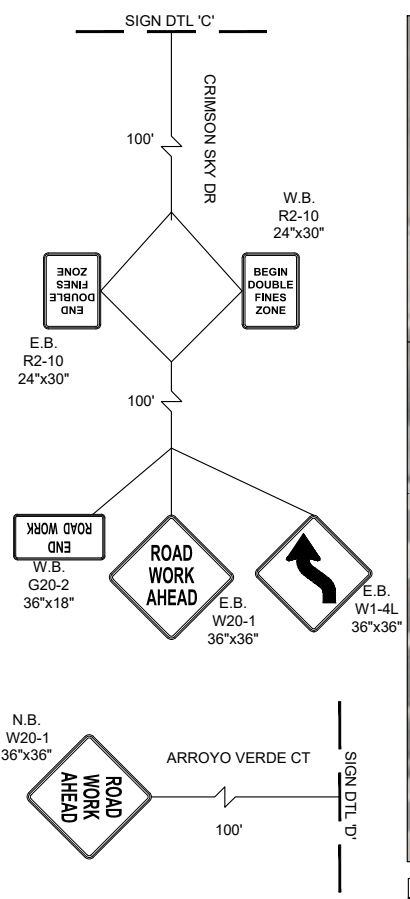
DWG: F:\2022\06001-06501\022-06085-cl40-design\AutoCAD\final\plans\Sheets\TFTF\_PHS01\_C2206085.dwg  
 DATE: Mar 26, 2026 9:02am XREFS: T\_PBLK\_C2206085 T\_AERL\_C2206085 T\_XBASE\_C2206085 F\_PMRRC\_C2206085  
 USER: awitjacksono  
 T\_PBASE\_C2206085 F\_PBASE\_C2206085 T\_PBASE\_C2206085 T\_XBASE\_C2206085 F\_PTCR\_C2206085 T\_PBNBY\_C2206085  
 38-0103.01 xEJulis SUE T\_XBNBY\_C2206085 T\_XBASE\_SUE\_C2206085 T\_XBASE\_SUE\_C2206085 F\_PTCR\_C2206085 T\_PBNBY\_C2206085

**LEGEND**

-  VERTICAL PANEL
-  DRUM
-  WORK ZONE
-  DIRECTION OF TRAFFIC
-  PEDESTRIAN DETOUR ROUTE

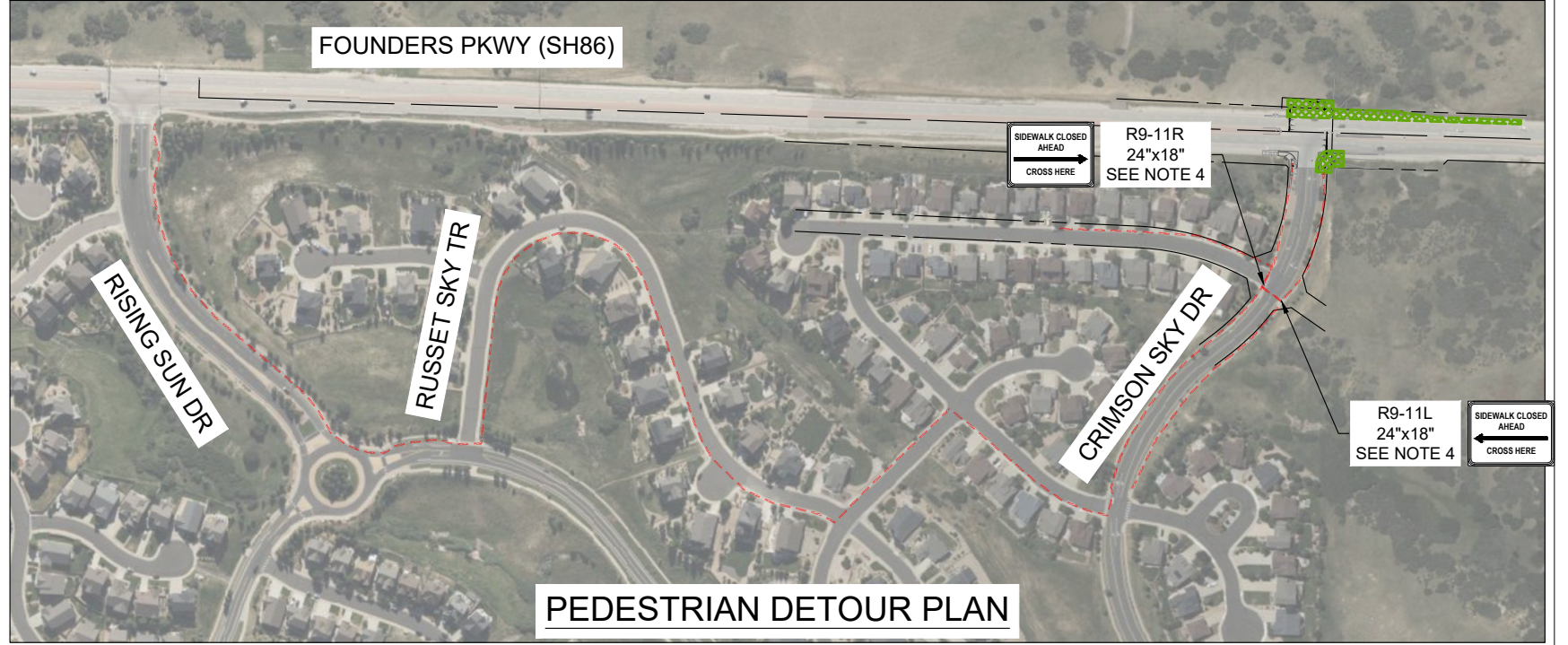
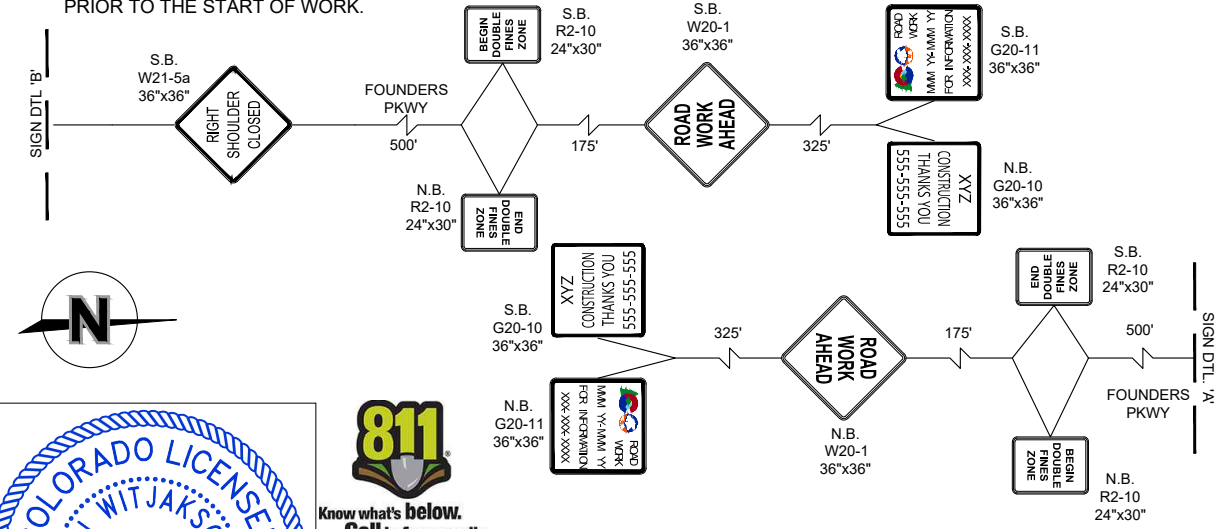
**NOTES**

1. TWO APPROACH LANES OF 10' ON CRIMSON SKY DR SHALL BE OPENED AT ALL TIMES.
2. CONTRACTOR SHALL MAINTAIN TWO THROUGH LANES ON FOUNDERS PARKWAY DURING CONSTRUCTION. VEHICLES SHOULD BE ALLOWED TO UTILIZE THE EXISTING NORTHBOUND THROUGH LANE AS A SHARED THROUGH-RIGHT.
3. CHANNELIZING DEVICES SHALL BE SPACED:  
 FOUNDERS PARKWAY (SH 86)  
 - TANGENTS : MAX 100'  
 - TAPERS : 50'  
 CRIMSON SKY DRIVE  
 - TANGENTS : MAX 60'  
 - TAPERS : 30'
4. SIGNS TO BE MOUNTED ON SINGLE TYPE 3 BARRICADE.
5. ALL PEDESTRIAN DETOURS ARE FOR NORTHBOUND DETOURS.
6. PHASING & TRAFFIC CONTROL PLANS ARE ONLY TO BE USED AS A GUIDE. CONTRACTOR MUST DEVELOP AND SUBMIT TRAFFIC CONTROL PLANS IN ACCORDANCE TO THE MUTCD, AND CDOT S-630-1 STANDARD PLAN. ALL PLANS MUST ACCOMMODATE ALL MODES OF TRANSPORTATION, INCLUDING BUT NOT LIMITED TO VEHICULAR TRAFFIC, CYCLISTS, AND PEDESTRIANS IN ACCORDANCE WITH ADA REQUIREMENTS, AND MUST BE SUBMITTED FOR REVIEW AND APPROVAL BY TRAFFIC OPERATIONS PRIOR TO THE START OF WORK.



**TRAFFIC CONTROL PLAN**

0' 100' 200'  
SCALE IN FEET



**PEDESTRIAN DETOUR PLAN**



PRINT DATE: March 26, 2026  
 FILE NAME: F\_PHS01\_C2206085.DWG  
 HORIZ. SCALE: 1=200" VERT. SCALE: NA  
 UNIT INFORMATION  
**olsson** 1525 Raleigh St  
 Unit 400  
 Denver, CO 80204

**SHEET REVISIONS**

DATE:	COMMENTS	INIT.



Department of Public Works  
 4175 Castleton Court  
 Castle Rock, CO 80109  
 TEL 720.733.2462

AS CONSTRUCTED	PHASING AND TRAFFIC CONTROL PLAN PHASE 1			PROJECT NO./CODE
NO REVISIONS:				PROJECT NO.: C22-06085
REVISED:	DESIGNER: AW	STRUCTURE NUMBERS		CODE:
VOID:	DETAILER: AW			
	SHEET SUBSET: PHS	SUBSET SHEETS: 2 OF 3		SHEET NUMBER: 27

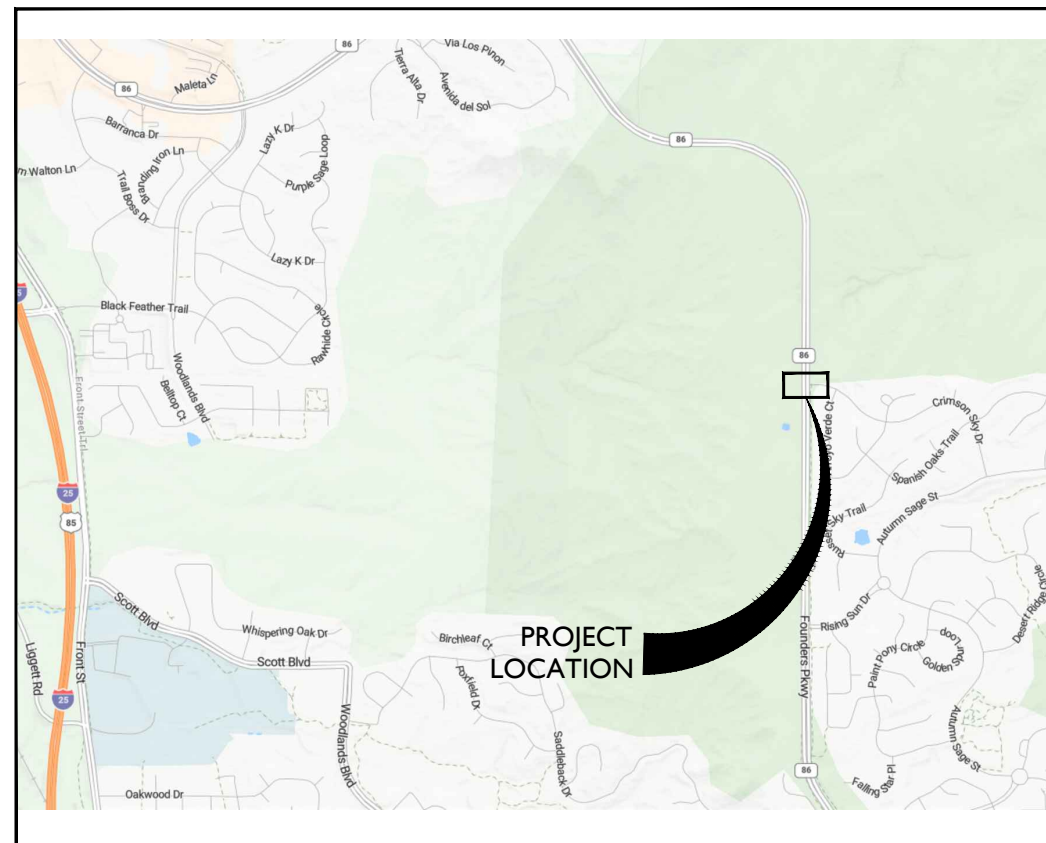


# SUBSURFACE UTILITY LOCATION FOR SIGNAL DESIGN FOR CRIMSON SKY AT FOUNDERS PKWY

PREPARED FOR THE  
CITY OF CASTLE ROCK, COLORADO  
FEBRUARY 2026

## VICINITY MAP

NOT TO SCALE



## BENCHMARK

HORIZONTAL DATUM IS BASED ON THE RESULTS FROM THE TRIMBLE RTX CENTER POINT SYSTEM. COLORADO CENTRAL STATE PLANE 0501 COORDINATES NAD83(2011) U.S. SURVEY FEET. ALL COORDINATES ARE UNMODIFIED COORDINATES.  
VERTICAL DATUM IS NAVD 88 DATUM, GEOID18. U.S. SURVEY FEET.  
BENCHMARK: NATIONAL GEODETIC SURVEY MARK K 23, PID-KK0203, ELEVATION =5984.92 FEET., GRID SCALE FACTOR = 0.99966871

## CONTACT INFORMATION



**OWNER**  
City of Castle Rock  
Jacob Vargish, P.E.  
100 N Wilcox Street  
Castle Rock, CO 80104  
(303) 660-1378



**CIVIL ENGINEER**  
Olsson  
Adji Witjaksono, P.E. PTOE  
1880 Fall River Drive, Suite 200  
Loveland, CO 80538  
(303) 214-3477



**SUBSURFACE UTILITY ENGINEER & SURVEYOR**  
Ayres Associates  
SUE: Dale Mathison, P.E.  
Surveyor: Jeff Van Horn, P.L.S.  
3665 JFK Parkway, Building 2, Suite 100  
Fort Collins, Colorado 80525  
(970) 223-5556

INDEX TO DRAWINGS		
SHEET NO	DESCRIPTION	Sheet Number
1	TITLE SHEET	SU1
2	GENERAL NOTES AND KEY MAP	SU2
3	TEST HOLE MATRIX TABLE	SU3
4	SUBSURFACE UTILITIES LOCATION MAP	SU4

UTILITY CONTACT INFORMATION		
UTILITY OWNER	UTILITY TYPE	PHONE
CENTURYLINK/LUMEN	TELEPHONE/FIBER	303-260-4929
CORE ELECTRIC	ELECTRIC	303-688-3100
BLACK HILLS ENERGY	GAS	303-217-7811
CASTLE ROCK WATER	WATER & STORM	720-256-0100
COMCAST	TV	720-237-1622



Revisions	Date

SIGNAL DESIGN FOR CRIMSON SKY  
AT FOUNDERS PKWY  
CASTLE ROCK, COLORADO

TITLE SHEET

Project Mgr.: JL  
Designed By: KCRH  
Drawn By: CG  
Approved By: DAM  
Date: 02/25/2026

PROJECT NO.  
38-0103.01

DRAWING NO.  
SU1

SHEET 1 OF 4

Drawing Name: I:\38\38-010301\_CRIMSON SKY AND FOUNDERS\MAIN\DWGS\SHEETS\38-0103.01\_SUE\_GENERAL\_NOTES.DWG Thursday, February 26, 2026 10:28 AM By: GALLEGOS, CAMERINO



**GENERAL NOTES:**

1. THE SUBSURFACE UTILITIES ARE DEPICTED ON THESE PLANS HAVE BEEN INVESTIGATED AND DEPICTED IN ACCORDANCE WITH THEIR ACHIEVED "QUALITY LEVELS" AS DEFINED IN THE AMERICAN SOCIETY OF CIVIL ENGINEER'S DOCUMENT ASCE 38 (CI/ASCE 38-22), "STANDARD GUIDELINE FOR THE COLLECTION AND DEPICTION OF EXISTING SUBSURFACE UTILITY DATA." RELIANCE UPON THESE DATA FOR RISK MANAGEMENT PURPOSES DURING BIDDING DOES NOT RELIEVE THE EXCAVATOR OR UTILITY OWNER FROM FOLLOWING ALL APPLICABLE UTILITY DAMAGE PREVENTION STATUTES, POLICIES, AND/OR PROCEDURES DURING EXCAVATION.
2. UTILITY OWNER DESIGNATION IS BASED ON INFORMATION PROVIDED BY EACH UTILITY OWNER IN RESPONSE TO THE 811 SUBSURFACE UTILITY ENGINEERING REQUEST. THIS INFORMATION DOES NOT RELIEVE THE EXCAVATOR OR UTILITY OWNER FROM FOLLOWING ALL APPLICABLE UTILITY DAMAGE PREVENTION STATUTES, POLICIES, AND OR PROCEDURES AND CONFIRMING OWNERSHIP DURING EXCAVATION.
3. IT IS IMPORTANT THAT THE CONTRACTOR INVESTIGATES AND UNDERSTANDS THE SCOPE OF WORK BETWEEN THE PROJECT OWNER AND THEIR ENGINEER REGARDING THE SCOPE AND LIMITS OF THE UTILITY INVESTIGATIONS LEADING TO THESE UTILITY DEPICTIONS.
4. UTILITIES INVESTIGATED BY AYRES ARE DISPLAYED IN COLOR. ALL OTHER INFORMATION IS PROVIDED BY OTHERS.
5. A UTILITY QUALITY LEVEL IS A PROFESSIONAL OPINION OF THE QUALITY AND RELIABILITY OF UTILITY INFORMATION. THE FOUR RECOGNIZED QUALITY LEVELS RANGE FROM QUALITY LEVEL D (LOWEST LEVEL) TO QUALITY LEVEL A (HIGHEST LEVEL).
  - A. QUALITY LEVEL A (QLA) - PRECISE HORIZONTAL AND VERTICAL LOCATION OF UTILITIES OBTAINED BY THE ACTUAL EXPOSURE AND SUBSEQUENT MEASUREMENT OF SUBSURFACE UTILITIES, USUALLY AT A SPECIFIC POINT.
  - B. QUALITY LEVEL B (QLB) - INFORMATION OBTAINED THROUGH THE APPLICATION OF APPROPRIATE SURFACE GEOPHYSICAL METHODS TO DETERMINE THE EXISTENCE AND APPROXIMATE HORIZONTAL POSITION OF SUBSURFACE UTILITIES, ALSO CALLED DESIGNATING. QUALITY LEVEL B DATA SHOULD BE REPRODUCIBLE BY SURFACE GEOPHYSICS AT ANY POINT OF THEIR DEPICTION. DESIGNATED UTILITIES ARE SURVEYED TO PROJECT CONTROL. PROFESSIONAL JUDGEMENT IS USED TO CORRELATE QLB DESIGNATING WITH AVAILABLE QLA, QLC, AND QLD INFORMATION.
  - C. QUALITY LEVEL C (QLC) - INFORMATION OBTAINED BY SURVEYING AND PLOTTING VISIBLE ABOVE-GROUND UTILITY FEATURES AND BY USING PROFESSIONAL JUDGMENT IN CORRELATING THIS INFORMATION TO QUALITY LEVEL D INFORMATION AND ANY AVAILABLE QLB AND QLA INFORMATION.
  - D. QUALITY LEVEL D (QLD) - INFORMATION DERIVED FROM EXISTING RECORDS OR ORAL RECOLLECTIONS.
6. UTILITY SIZE AND MATERIAL ARE DETERMINED THROUGH AVAILABLE UTILITY OWNER INFORMATION UNLESS OTHERWISE CONFIRMED BY ACTUAL EXPOSURE.
7. UTILITIES LABELED AS UNKNOWN HAVE NO CORRELATED RECORDS OR VISIBLE APPURTENANCES TO DETERMINE FUNCTION, OWNER, OR TYPE.
8. UTILITY FIELD MAPPING SERVICES WERE COMPLETED BETWEEN 06/30/2025 AND 07/02/2025. NO GUARANTEE IS MADE THAT UTILITIES HAVE NOT BEEN ADJUSTED, REMOVED, OR ADDED AFTER THIS DATE.

**GENERAL LEGEND:**

- |  |                            |  |                     |
|--|----------------------------|--|---------------------|
|  | WATER METER                |  | BURIED FIBER MARKER |
|  | WATER VALVE                |  | FIBER HANDHOLE      |
|  | BURIED WATER MARKER        |  | GAS VALVE           |
|  | FIRE HYDRANT               |  | GAS METER           |
|  | WATER VENT                 |  | BURIED GAS MARKER   |
|  | LIGHT POLE                 |  |                     |
|  | POWER POLE                 |  |                     |
|  | TELEPHONE PEDESTAL         |  |                     |
|  | FLARED END SECTION         |  |                     |
|  | GRATE INLET                |  |                     |
|  | STORM DRAIN INLET WITH LID |  |                     |
|  | STORM MANHOLE              |  |                     |
|  | SANITARY MANHOLE           |  |                     |
|  | TV PEDESTAL                |  |                     |




<b>AYRES</b> 3665 JFK Parkway Building 2, Suite 100 Fort Collins, CO 80525 (970) 223-5556	Date				
	Revisions				
<b>SIGNAL DESIGN FOR CRIMSON SKY AT FOUNDERS PKWY</b>					
<b>CASTLE ROCK, COLORADO</b>					
<b>GENERAL NOTES AND KEY MAP</b>					
Project Mgr. JL	Designed By: KCRH	Drawn By: CG	Approved By: DAM	Date: 02/25/2026	
PROJECT NO. 38-0103.01					
DRAWING NO. SU2					
SHEET 2 OF 4					

Drawing Name: I:\38\38-010301\_CRIMSON SKY AND FOUNDERS\MAIN\DWGS\SHEETS\38-0103.01 SUE MATRIX TABLE.DWG Thursday, February 26, 2026 10:28 AM By: GALLEGOS, CAMERINO

### UTILITY TEST HOLE MATRIX

TESTHOLE NUMBER	SHEET NUMBER	DATE	UTILITY SIZE	UTILITY TYPE	UTILITY MATERIAL	OWNER	NORTHING	EASTING	SURFACE ELEVATION	DEPTH TO TOP OF UTILITY	TOP OF UTILITY ELEVATION	SURFACE TYPE	PAVEMANT THICKNESS	NOTES
1	SU4	2/17/2026	-	-	-	-	1570660.890	3189133.930	6472.286	-	-	DIRT	N/A	8' DEEP AND 12" WIDE TO CLEAR FOR MAST ARM
2	SU4	2/17/2026	-	-	-	-	1570580.880	3189143.350	6479.878	-	-	DIRT	N/A	8' DEEP AND 12" WIDE TO CLEAR FOR MAST ARM
3	SU4	2/17/2026	-	-	-	-	1439062.036	3139016.338	-	-	-	CONCRETE	N/A	8' DEEP AND 12" WIDE TO CLEAR FOR MAST ARM



Revisions	Date

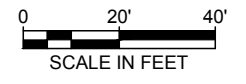
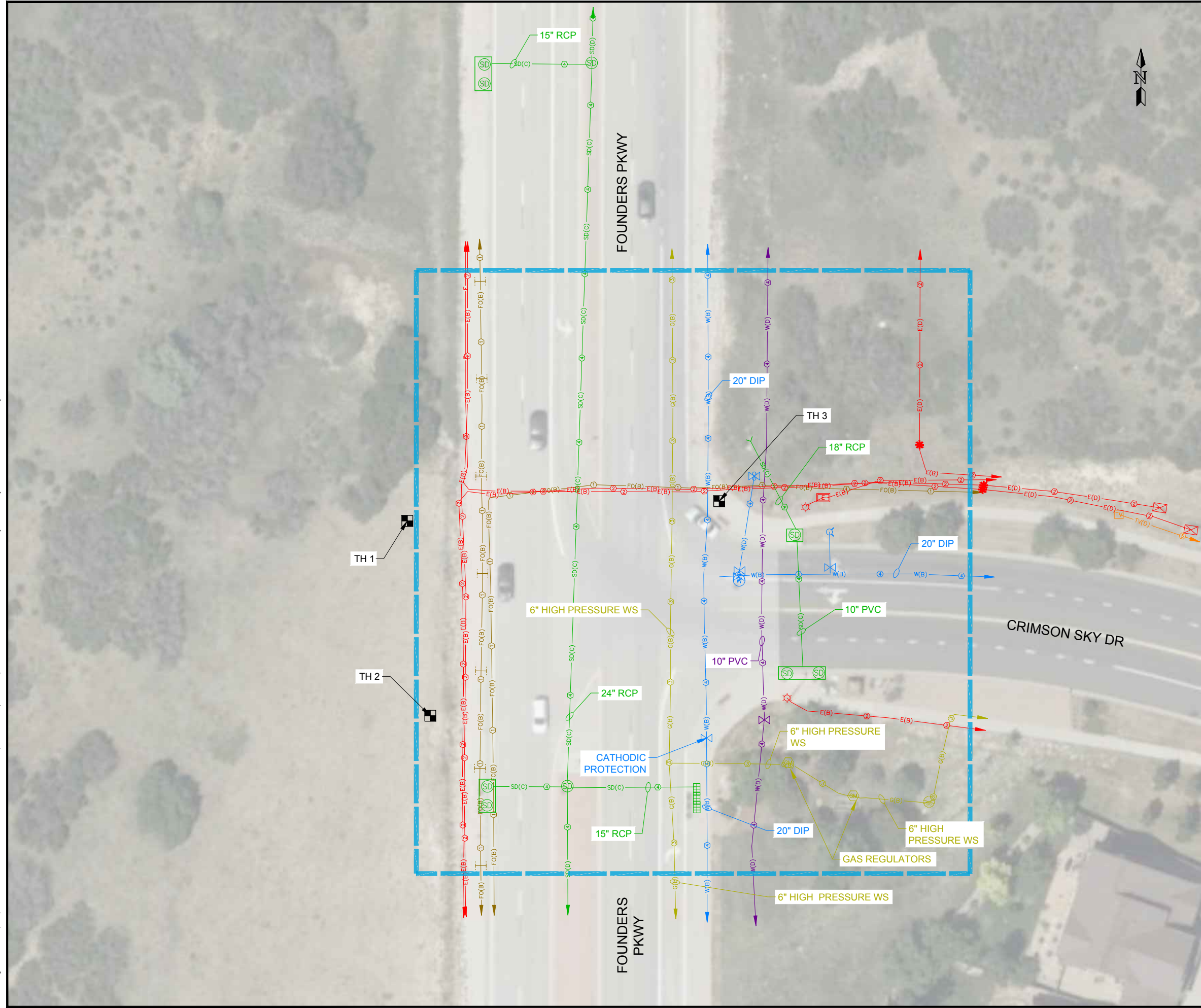
SIGNAL DESIGN FOR CRIMSON SKY  
AT FOUNDERS PKWY  
CASTLE ROCK, COLORADO

TEST HOLE MATRIX TABLE

Project Mgr.: JL	Designed By: KCRH
Drawn By: CG	Approved By: DAM
Date: 02/25/2026	


PROJECT NO. 38-0103.01  
DRAWING NO. **SU3**  
SHEET 3 OF 4

Drawing Name: I:\38\38-010301\_CRIMSON SKY AND FOUNDERS\MAIN\DWGS\SHEETS\38-0103.01 SUE PLANS.DWG Thursday, February 26, 2026 10:29 AM By: GALLEGOS, CAMERINO



**LEGEND:**

- SUBSURFACE UTILITIES**
- QUALITY LEVEL B, C, OR D  
(SEE NOTE 5 ON DRAWING SU2)
- UTILITY OWNERSHIP
- W(B) WATER
  - W(B) RAW WATER
  - G(B) GAS
  - T(B) TELEPHONE
  - E(B) ELECTRIC
  - FO(B) FIBER OPTIC
  - SD(B) STORM DRAINAGE
  - TV(B) CABLE TV
- APPROXIMATE EXTENTS OF SUBSURFACE UTILITY INVESTIGATION
- UTILITY OWNERSHIP**
- 1 CENTURYLINK/LUMEN
  - 2 CORE ELECTRIC
  - 3 BLACK HILLS ENERGY
  - 4 CASTLE ROCK WATER
  - 5 COMCAST
- UTILITY MATERIAL**
- ACP ASBESTOS CEMENT PIPE
  - CIP CAST IRON PIPE
  - CMP CORRUGATED METAL PIPE
  - DIP DUCTILE IRON PIPE
  - HDPE HIGH DENSITY POLYETHYLENE
  - PE POLYETHYLENE
  - PVC POLYVINYL CHLORIDE
  - RCP REINFORCED CONCRETE PIPE
  - VCP VITRIFIED CLAY PIPE
  - WS WRAPPED STEEL
- MISCELLANEOUS**
- Test Hole Location
  - Utility Continuation
  - End of SUE Information QLB
  - End of SUE Information QLD
  - Quality Level Transition
  - Stub or Cap
  - Utility Duct Bank



Revisions	Date

**SIGNAL DESIGN FOR CRIMSON SKY AT FOUNDERS PKWY**

CASTLE ROCK, COLORADO

**SUBSURFACE UTILITIES LOCATION MAP**

Project Mgr. JL	Designed By: KCRH
Drawn By: CG	Approved By: DAM
Date: 02/25/2026	

PROJECT NO. 38-0103.01  
DRAWING NO. SU4  
SHEET 4 OF 4

CON-2026-0301



**EXHIBIT 3**

CONTRACTOR'S CERTIFICATE OF INSURANCE



# CERTIFICATE OF LIABILITY INSURANCE

DATE (MM/DD/YYYY)  
5/29/2026

**THIS CERTIFICATE IS ISSUED AS A MATTER OF INFORMATION ONLY AND CONFERS NO RIGHTS UPON THE CERTIFICATE HOLDER. THIS CERTIFICATE DOES NOT AFFIRMATIVELY OR NEGATIVELY AMEND, EXTEND OR ALTER THE COVERAGE AFFORDED BY THE POLICIES BELOW. THIS CERTIFICATE OF INSURANCE DOES NOT CONSTITUTE A CONTRACT BETWEEN THE ISSUING INSURER(S), AUTHORIZED REPRESENTATIVE OR PRODUCER, AND THE CERTIFICATE HOLDER.**

**IMPORTANT: If the certificate holder is an ADDITIONAL INSURED, the policy(ies) must have ADDITIONAL INSURED provisions or be endorsed. If SUBROGATION IS WAIVED, subject to the terms and conditions of the policy, certain policies may require an endorsement. A statement on this certificate does not confer rights to the certificate holder in lieu of such endorsement(s).**

<b>PRODUCER</b> Arthur J. Gallagher Risk Management Services, LLC 2850 Golf Rd Rolling Meadows IL 60008	<b>CONTACT NAME:</b> Mary Turner <b>PHONE (A/C, No, Ext):</b> 630-285-3822 <b>FAX (A/C, No):</b> 630-285-3922 <b>E-MAIL ADDRESS:</b> mary_turner@ajg.com												
<b>INSURER(S) AFFORDING COVERAGE</b>													
<b>INSURED</b> Sturgeon Electric Company, Inc. 12150 E. 112th Avenue Henderson, CO 80640	<table border="1" style="width: 100%; border-collapse: collapse;"> <tr> <td style="width: 80%;"><b>INSURER A :</b> National Fire &amp; Marine Insurance Co</td> <td style="width: 20%; text-align: center;"><b>NAIC #</b> 20079</td> </tr> <tr> <td><b>INSURER B :</b> Berkley Assurance Company</td> <td style="text-align: center;">39462</td> </tr> <tr> <td><b>INSURER C :</b> AGCS Marine Insurance Company</td> <td style="text-align: center;">22837</td> </tr> <tr> <td><b>INSURER D :</b> Travelers Property Casualty Co of America</td> <td style="text-align: center;">25674</td> </tr> <tr> <td><b>INSURER E :</b> The Travelers Indemnity Company of CT</td> <td style="text-align: center;">25682</td> </tr> <tr> <td><b>INSURER F :</b> Travelers Casualty and Surety Company</td> <td style="text-align: center;">19038</td> </tr> </table>	<b>INSURER A :</b> National Fire & Marine Insurance Co	<b>NAIC #</b> 20079	<b>INSURER B :</b> Berkley Assurance Company	39462	<b>INSURER C :</b> AGCS Marine Insurance Company	22837	<b>INSURER D :</b> Travelers Property Casualty Co of America	25674	<b>INSURER E :</b> The Travelers Indemnity Company of CT	25682	<b>INSURER F :</b> Travelers Casualty and Surety Company	19038
<b>INSURER A :</b> National Fire & Marine Insurance Co	<b>NAIC #</b> 20079												
<b>INSURER B :</b> Berkley Assurance Company	39462												
<b>INSURER C :</b> AGCS Marine Insurance Company	22837												
<b>INSURER D :</b> Travelers Property Casualty Co of America	25674												
<b>INSURER E :</b> The Travelers Indemnity Company of CT	25682												
<b>INSURER F :</b> Travelers Casualty and Surety Company	19038												

**COVERAGES** **CERTIFICATE NUMBER: 1738133956**      **REVISION NUMBER:**

THIS IS TO CERTIFY THAT THE POLICIES OF INSURANCE LISTED BELOW HAVE BEEN ISSUED TO THE INSURED NAMED ABOVE FOR THE POLICY PERIOD INDICATED. NOTWITHSTANDING ANY REQUIREMENT, TERM OR CONDITION OF ANY CONTRACT OR OTHER DOCUMENT WITH RESPECT TO WHICH THIS CERTIFICATE MAY BE ISSUED OR MAY PERTAIN, THE INSURANCE AFFORDED BY THE POLICIES DESCRIBED HEREIN IS SUBJECT TO ALL THE TERMS, EXCLUSIONS AND CONDITIONS OF SUCH POLICIES. LIMITS SHOWN MAY HAVE BEEN REDUCED BY PAID CLAIMS.

INSR LTR	TYPE OF INSURANCE	ADDL INSD	SUBR WVD	POLICY NUMBER	POLICY EFF (MM/DD/YYYY)	POLICY EXP (MM/DD/YYYY)	LIMITS
D	<input checked="" type="checkbox"/> <b>COMMERCIAL GENERAL LIABILITY</b> <input type="checkbox"/> CLAIMS-MADE <input checked="" type="checkbox"/> OCCUR <input checked="" type="checkbox"/> XCU GEN'L AGGREGATE LIMIT APPLIES PER: <input type="checkbox"/> POLICY <input checked="" type="checkbox"/> PRO-JECT <input type="checkbox"/> LOC OTHER:	Y	Y	VTJEXGL5809B782TIL25	9/30/2025	9/30/2026	EACH OCCURRENCE \$2,000,000 DAMAGE TO RENTED PREMISES (Ea occurrence) \$300,000 MED EXP (Any one person) \$10,000 PERSONAL & ADV INJURY \$2,000,000 GENERAL AGGREGATE \$4,000,000 PRODUCTS - COMP/OP AGG \$4,000,000 \$
D	<input checked="" type="checkbox"/> <b>AUTOMOBILE LIABILITY</b> <input checked="" type="checkbox"/> ANY AUTO <input type="checkbox"/> OWNED AUTOS ONLY <input type="checkbox"/> SCHEDULED AUTOS <input type="checkbox"/> HIRED AUTOS ONLY <input type="checkbox"/> NON-OWNED AUTOS ONLY	Y	Y	VTC2JCAP5809B794TIL25	9/30/2025	9/30/2026	COMBINED SINGLE LIMIT (Ea accident) \$3,000,000 BODILY INJURY (Per person) \$ BODILY INJURY (Per accident) \$ PROPERTY DAMAGE (Per accident) \$ Comp/Coll Deductibles \$100,000
A	<input checked="" type="checkbox"/> <b>UMBRELLA LIAB</b> <input checked="" type="checkbox"/> OCCUR <input type="checkbox"/> EXCESS LIAB <input type="checkbox"/> CLAIMS-MADE DED <input checked="" type="checkbox"/> RETENTION \$ 0	Y	Y	42UMO30293710	9/30/2025	9/30/2026	EACH OCCURRENCE \$5,000,000 AGGREGATE \$5,000,000 \$
E F	<b>WORKERS COMPENSATION AND EMPLOYERS' LIABILITY</b> ANY PROPRIETOR/PARTNER/EXECUTIVE OFFICER/MEMBER EXCLUDED? (Mandatory in NH) If yes, describe under DESCRIPTION OF OPERATIONS below	Y/N N	Y N/A	UB9W6797912525K (AOS) UB9W6969602525R (MA & WI)	9/30/2025 9/30/2025	9/30/2026 9/30/2026	<input checked="" type="checkbox"/> PER STATUTE <input type="checkbox"/> OTH-ER E.L. EACH ACCIDENT \$1,000,000 E.L. DISEASE - EA EMPLOYEE \$1,000,000 E.L. DISEASE - POLICY LIMIT \$1,000,000
B C C	Pollution Liability Property Floater Contractors Equipment	Y	Y	PCADB502591610925 MXI93069373 MXI93069373	9/30/2025 9/30/2025 9/30/2025	9/30/2026 9/30/2026 9/30/2026	Each Claim/Aggregate \$5,000,000 See Below \$3,500,000 Leased/Rented Equip \$1,500,000

**DESCRIPTION OF OPERATIONS / LOCATIONS / VEHICLES (ACORD 101, Additional Remarks Schedule, may be attached if more space is required)**  
 Policy #MXI93069373 - Property Floater - Covered Property - Materials of Others in the Care, Custody and Control of Named Insured

Additional Insured, Primary/Non-Contributory, Waiver of Subrogation and Loss Payee (with respect to Contractors Equipment) applies where required by written contract. Umbrella follows form over the General Liability, Automobile Liability and Employers Liability. 30 day notice of cancellation applies where required by written contract. A severability of interest/cross suits liability clause is included under the General Liability coverage where required by written contract. Boom, jib and overload exclusions are deleted.

See Attached...

<b>CERTIFICATE HOLDER</b>  1556 Town of Castle Rock Attn: Jacob Vargish 100 N. Wilcox Street Castle Rock CO 80104	<b>CANCELLATION</b>  SHOULD ANY OF THE ABOVE DESCRIBED POLICIES BE CANCELLED BEFORE THE EXPIRATION DATE THEREOF, NOTICE WILL BE DELIVERED IN ACCORDANCE WITH THE POLICY PROVISIONS.  AUTHORIZED REPRESENTATIVE <i>Arthur J. Gallagher Risk Management Services, LLC</i>
--	--



# ADDITIONAL REMARKS SCHEDULE

AGENCY Arthur J. Gallagher Risk Management Services, LLC		NAMED INSURED Sturgeon Electric Company, Inc. 12150 E. 112th Avenue Henderson, CO 80640	
POLICY NUMBER		EFFECTIVE DATE:	
CARRIER	NAIC CODE		

### ADDITIONAL REMARKS

**THIS ADDITIONAL REMARKS FORM IS A SCHEDULE TO ACORD FORM,**  
**FORM NUMBER: 25    FORM TITLE: CERTIFICATE OF LIABILITY INSURANCE**

Job Description: 1556260144 – Traffic Signal at Founders Pkwy & Crimson Sky – IFB No 203-2026  
 As required by written contract, the Town of Castle Rock, its Elected and Appointed Officials, Employees and Volunteers are named as Additional Insured with regards to Commercial General Liability and Automobile Liability.

POLICY NUMBER: VTJ-EXGL-5809B782-TIL-25

**COMMERCIAL GENERAL LIABILITY**  
**CG 20 10 12 19**

**THIS ENDORSEMENT CHANGES THE POLICY. PLEASE READ IT CAREFULLY.**

**ADDITIONAL INSURED – OWNERS, LESSEES OR  
CONTRACTORS – SCHEDULED PERSON OR  
ORGANIZATION**

This endorsement modifies insurance provided under the following:

COMMERCIAL GENERAL LIABILITY COVERAGE PART

**SCHEDULE**

<b>Name Of Additional Insured Person(s) Or Organization(s)</b>	<b>Location(s) Of Covered Operations</b>
ONLY THOSE PERSONS OR ORGANIZATIONS WHERE REQUIRED BY WRITTEN CONTRACT.	ONLY THOSE LOCATIONS WHERE REQUIRED BY WRITTEN CONTRACT.

Information required to complete this Schedule, if not shown above, will be shown in the Declarations.

**A. Section II – Who Is An Insured** is amended to include as an additional insured the person(s) or organization(s) shown in the Schedule, but only with respect to liability for "bodily injury", "property damage" or "personal and advertising injury" caused, in whole or in part, by:

1. Your acts or omissions; or
2. The acts or omissions of those acting on your behalf;

in the performance of your ongoing operations for the additional insured(s) at the location(s) designated above.

However:

1. The insurance afforded to such additional insured only applies to the extent permitted by law; and
2. If coverage provided to the additional insured is required by a contract or agreement, the insurance afforded to such additional insured will not be broader than that which you are required by the contract or agreement to provide for such additional insured.

B. With respect to the insurance afforded to these additional insureds, the following additional exclusions apply:

**This insurance does not apply to "bodily injury" or "property damage" occurring after:**

1. All work, including materials, parts or equipment furnished in connection with such work, on the project (other than service, maintenance or repairs) to be performed by or on behalf of the additional insured(s) at the location of the covered operations has been completed; or
2. That portion of "your work" out of which the injury or damage arises has been put to its intended use by any person or organization other than another contractor or subcontractor engaged in performing operations for a principal as a part of the same project.

**C. With respect to the insurance afforded to these additional insureds, the following is added to Section III – Limits Of Insurance:**

If coverage provided to the additional insured is required by a contract or agreement, the most we will pay on behalf of the additional insured is the amount of insurance:

1. Required by the contract or agreement; or
2. Available under the applicable limits of insurance;

whichever is less.

This endorsement shall not increase the applicable limits of insurance.

POLICY NUMBER: VTJ-EXGL-5809B782-TIL-25

COMMERCIAL GENERAL LIABILITY  
CG 20 37 12 19

**THIS ENDORSEMENT CHANGES THE POLICY. PLEASE READ IT CAREFULLY.**

**ADDITIONAL INSURED – OWNERS, LESSEES OR CONTRACTORS – COMPLETED OPERATIONS**

This endorsement modifies insurance provided under the following:

COMMERCIAL GENERAL LIABILITY COVERAGE PART  
PRODUCTS/COMPLETED OPERATIONS LIABILITY COVERAGE PART

**SCHEDULE**

Name Of Additional Insured Person(s) Or Organization(s)	Location And Description Of Completed Operations
ONLY THOSE PERSONS OR ORGANIZATIONS WHERE REQUIRED BY WRITTEN CONTRACT.	ONLY THOSE LOCATIONS WHERE REQUIRED BY WRITTEN CONTRACT.

Information required to complete this Schedule, if not shown above, will be shown in the Declarations.

**A. Section II – Who Is An Insured** is amended to include as an additional insured the person(s) or organization(s) shown in the Schedule, but only with respect to liability for "bodily injury" or "property damage" caused, in whole or in part, by "your work" at the location designated and described in the Schedule of this endorsement performed for that additional insured and included in the "products-completed operations hazard".

However:

1. The insurance afforded to such additional insured only applies to the extent permitted by law; and
2. If coverage provided to the additional insured is required by a contract or agreement, the insurance afforded to such additional insured will not be broader than that which you are required by the contract or agreement to provide for such additional insured.

**B.** With respect to the insurance afforded to these additional insureds, the following is added to **Section III – Limits Of Insurance:**

If coverage provided to the additional insured is required by a contract or agreement, the most we will pay on behalf of the additional insured is the amount of insurance:

1. Required by the contract or agreement; or
  2. Available under the applicable limits of insurance;
- whichever is less.

This endorsement shall not increase the applicable limits of insurance.

POLICY NUMBER: VTJ-EXGL-5809B782-TIL-25

COMMERCIAL GENERAL LIABILITY  
ISSUE DATE: 09-18-25

**THIS ENDORSEMENT CHANGES THE POLICY. PLEASE READ IT CAREFULLY.**

**OTHER INSURANCE – PRIMARY AND  
NONCONTRIBUTORY WITH RESPECT TO CERTAIN  
OTHER INSURANCE**

This endorsement modifies insurance provided under the following:  
COMMERCIAL GENERAL LIABILITY COVERAGE PART

The following replaces Paragraph 4.d., **Primary And Non-Contributory Insurance If Required By Written Contract**, of **SECTION IV – COMMERCIAL GENERAL LIABILITY CONDITIONS**:

If you specifically agree in a written contract or agreement that the insurance afforded to an insured under this Coverage Part must apply on a primary basis, or a primary and non-contributory basis, this insurance is primary to other insurance that is available to such insured which covers such insured as a named insured, and we will not share with that other insurance, provided that:

- (1) The "bodily injury" or "property damage" for which coverage is sought occurs; and
- (2) The "personal and advertising injury" for which coverage is sought is caused by an offense that is committed; subsequent to the signing of that contract or agreement by you.

POLICY NUMBER: VTJ-EXGL-5809B782-TIL-25

COMMERCIAL GENERAL LIABILITY  
ISSUE DATE: 09/18/25

**THIS ENDORSEMENT CHANGES THE POLICY. PLEASE READ IT CAREFULLY.**

## **BLANKET WAIVER OF SUBROGATION**

This endorsement modifies insurance provided under the following:

COMMERCIAL GENERAL LIABILITY COVERAGE PART  
EXTEND ENDORSEMENT FOR CONTRACTORS

The following replaces Paragraph **D.**, **BLANKET WAIVER OF SUBROGATION**, in the **XTEND ENDORSEMENT FOR CONTRACTORS**:

### **D. BLANKET WAIVER OF SUBROGATION**

The following is added to Paragraph **8.**, **Transfer Of Rights Of Recovery Against Others To Us**, of **SECTION IV – COMMERCIAL GENERAL LIABILITY CONDITIONS**:

If the insured has agreed in a contract or agreement to waive that insured's right of recovery against any person or organization, we waive our right of recovery against such person or organization, but only for payments we make because of:

- a. "Bodily injury" or "property damage" that occurs; or
- b. "Personal and advertising injury" caused by an offense that is committed;  
subsequent to the execution of the contract or agreement.

**THIS ENDORSEMENT CHANGES THE POLICY. PLEASE READ IT CAREFULLY.**

## **BLANKET ADDITIONAL INSURED – PRIMARY AND NON-CONTRIBUTORY WITH OTHER INSURANCE – CONTRACTORS**

This endorsement modifies insurance provided under the following:

**BUSINESS AUTO COVERAGE FORM**

### **PROVISIONS**

1. The following is added to Paragraph **c.** in **A.1., Who Is An Insured**, of **SECTION II – COVERED AUTOS LIABILITY COVERAGE**:

This includes any person or organization who you are required under a written contract or agreement, that is signed by you before the "bodily injury" or "property damage" occurs and that is in effect during the policy period, to name as an additional insured for Covered Autos Liability Coverage, but only for damages to which this insurance applies and only to the extent of that person's or organization's liability for the conduct of another "insured".

2. The following is added to Paragraph **B.5., Other Insurance** of **SECTION IV – BUSINESS AUTO CONDITIONS**:

Regardless of the provisions of paragraph **a.** and paragraph **d.** of this part **5. Other Insurance**, this insurance is primary to and non-contributory with applicable other insurance under which an additional insured person or organization is a named insured when a written contract or agreement with you, that is signed by you before the "bodily injury" or "property damage" occurs and that is in effect during the policy period, requires this insurance to be primary and non-contributory.

**THIS ENDORSEMENT CHANGES THE POLICY. PLEASE READ IT CAREFULLY.**

## **BLANKET WAIVER OF SUBROGATION**

This endorsement modifies insurance provided under the following:

AUTO DEALERS COVERAGE FORM  
BUSINESS AUTO COVERAGE FORM  
MOTOR CARRIER COVERAGE FORM

The following replaces Paragraph **A.5., Transfer of Rights Of Recovery Against Others To Us**, of the **CONDITIONS** Section:

**5. Transfer Of Rights Of Recovery Against Others To Us**

We waive any right of recovery we may have against any person or organization to the extent

required of you by a written contract executed prior to any "accident" or "loss", provided that the "accident" or "loss" arises out of the operations contemplated by such contract. The waiver applies only to the person or organization designated in such contract.



Berkshire Hathaway  
Specialty Insurance

**ENDORSEMENT**

This endorsement, effective 12:01 AM: **09/30/2025**  
Forms a part of Policy No.: **42-UMO-302937-10**  
Issued to: **MYR Group Inc**  
By: **National Fire & Marine Insurance Company**

**WAIVER OF RIGHTS OF RECOVERY AGAINST  
OTHERS TO US**

**THIS ENDORSEMENT CHANGES THE POLICY. PLEASE READ IT CAREFULLY.**

**This endorsement modifies insurance provided under the following:**

- COMMERCIAL GENERAL LIABILITY POLICY**
- COMMERCIAL UMBRELLA LIABILITY POLICY**
- COMMERCIAL RETAINED LIMIT LIABILITY POLICY**
- PRODUCTS/COMPLETED OPERATIONS LIABILITY POLICY**

**SCHEDULE**

**Name Of Person Or Organization:**

Any person or organization that requires you to waive your rights of recovery, in a written and executed contract or agreement with you that is executed prior to the occurrence.

The following Condition is added to the policy:

We waive any right of recovery we may have against the person or organization shown in the Schedule above because of payments we make for injury or damage arising out of your ongoing operations or "your work" done under a written and executed contract with that person or organization and included in the "products-completed operations hazard". This waiver applies only to the person or organization shown in the Schedule above. The **Transfer of Rights of Recovery** condition in the policy is deleted to the extent of the waiver provided in this endorsement for the person or organization shown in the Schedule above.

All other terms and conditions of this policy remain unchanged.



**WORKERS COMPENSATION  
AND  
EMPLOYERS LIABILITY POLICY  
ENDORSEMENT WC 00 03 13 (00)-**

POLICY NUMBER: [UB-9W679791-25-25-K](#)

**WAIVER OF OUR RIGHT TO RECOVER FROM OTHERS ENDORSEMENT**

We have the right to recover our payments from anyone liable for an injury covered by this policy. We will not enforce our right against the person or organization named in the Schedule. (This agreement applies only to the extent that you perform work under a written contract that requires you to obtain this agreement from us.)

This agreement shall not operate directly or indirectly to benefit any one not named in the Schedule.

**SCHEDULE**

**DESIGNATED PERSON:**

[Any Person or Organization for which the insured has agreed by written contract executed prior to loss to furnish this waiver.](#)

**DESIGNATED ORGANIZATION:**

DATE OF ISSUE: [09 - 18 - 25](#)

ST ASSIGN:



**WORKERS COMPENSATION  
AND  
EMPLOYERS LIABILITY POLICY  
ENDORSEMENT WC 00 03 13 (00) -**

POLICY NUMBER: [UB-9W696960-25-25-R](#)

**WAIVER OF OUR RIGHT TO RECOVER FROM OTHERS ENDORSEMENT**

We have the right to recover our payments from anyone liable for an injury covered by this policy. We will not enforce our right against the person or organization named in the Schedule. (This agreement applies only to the extent that you perform work under a written contract that requires you to obtain this agreement from us.)

This agreement shall not operate directly or indirectly to benefit any one not named in the Schedule.

**SCHEDULE**

**DESIGNATED PERSON:**

[Any Person or Organization for which the insured has agreed by written contract executed prior to loss to furnish this waiver.](#)

**DESIGNATED ORGANIZATION:**

DATE OF ISSUE: [09 - 15 - 25](#)

ST ASSIGN: