


# JULY 2023 | FINANCE DEPARTMENT



Town of Castle Rock  
[CRgov.com/Finance](http://CRgov.com/Finance)

[Trish Muller](#), CPA  
Finance Director



South side of Town Hall

## Mission

Through exceptional customer service and effective partnerships, we deliver accurate and timely financial services.

## Vision

The Finance Department will provide financial solutions and services in support of the Town's vision and community objectives through: proactive education, purposeful planning, excellent communication and fiscal accountability.

## How does Finance support the Town's vision and priorities?

### Accounting

The Accounting Team provides financial services such as accounts payable and receivable, investments, and capital asset reporting to internal and external customers.

The team ensures financial transactions are recorded in accordance with the Town's Municipal Code, Governmental Accounting Standards and in compliance with governing laws and regulations.

### Budget

The Budget Team supports departments Town wide with future budgeting and financial planning to attain strategic priorities in the short and long term. The team actively monitors, analyzes and reports on Town financial activity throughout the year.

### Payroll

The Payroll Team fulfills and maintains the critical role of employee compensation. Technicians responsibly process and calculate appropriate benefit and other deductions and maintain all aspects of pay. They continually learn and navigate complex federal and state payroll and tax regulations while adhering to the highest standards of confidentiality and customer service.

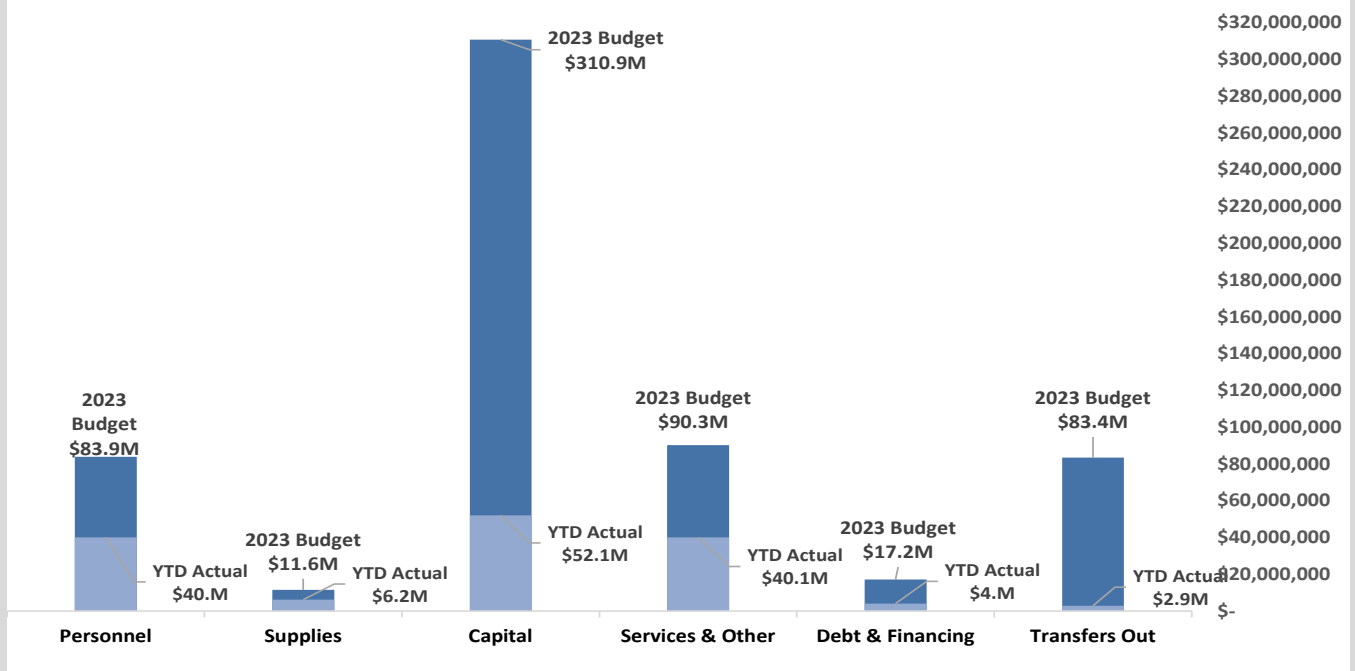
### Revenue

The Revenue Team provides education and outstanding customer service while licensing businesses and collecting sales tax with a "home town" feel and understanding. The team works with economic development, the Downtown Development Authority and the Urban Renewal Authority to align with the Town's vision.



View of Town Hall from Festival Park

### Preliminary Townwide expenditures by category July 2023\*



\*Latest full month numbers available

# PARTNERSHIP



For more information on new Castle Rock businesses, please visit [www.CRgov.com](http://www.CRgov.com)

## Business licenses issued July 2023



**80**

Total businesses licensed in July



**27**

Businesses licensed in Castle Rock



**22**

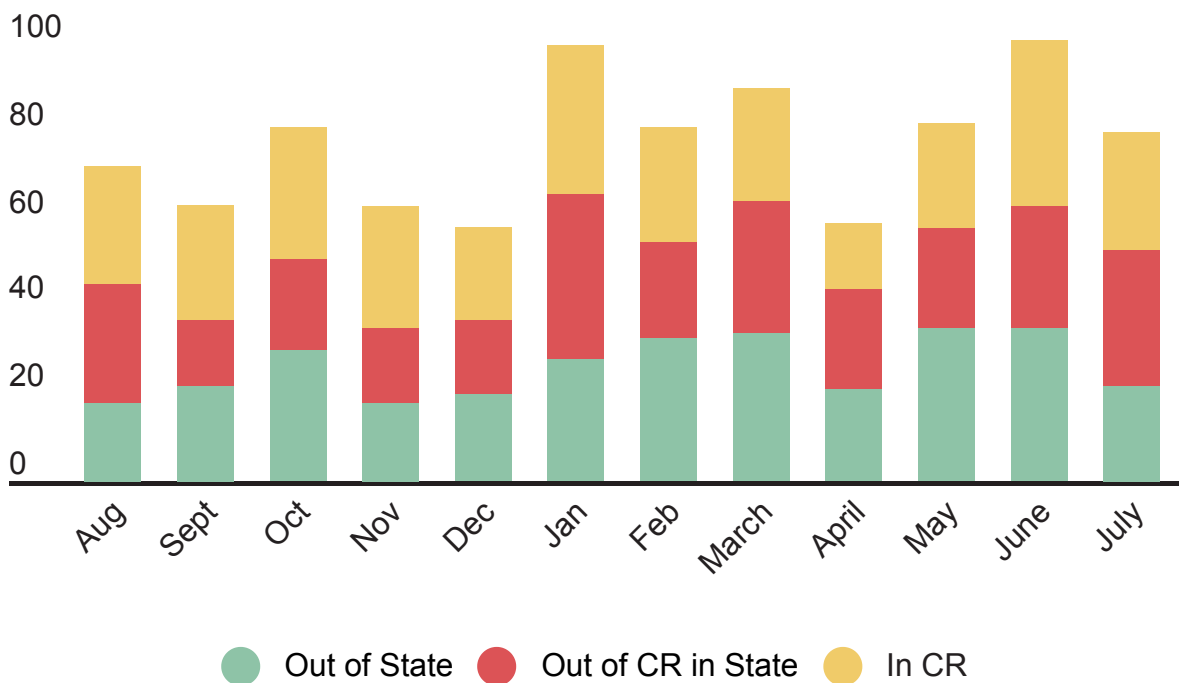
Businesses licensed out-of-state



**31**

Businesses licensed in CO but outside of Castle Rock

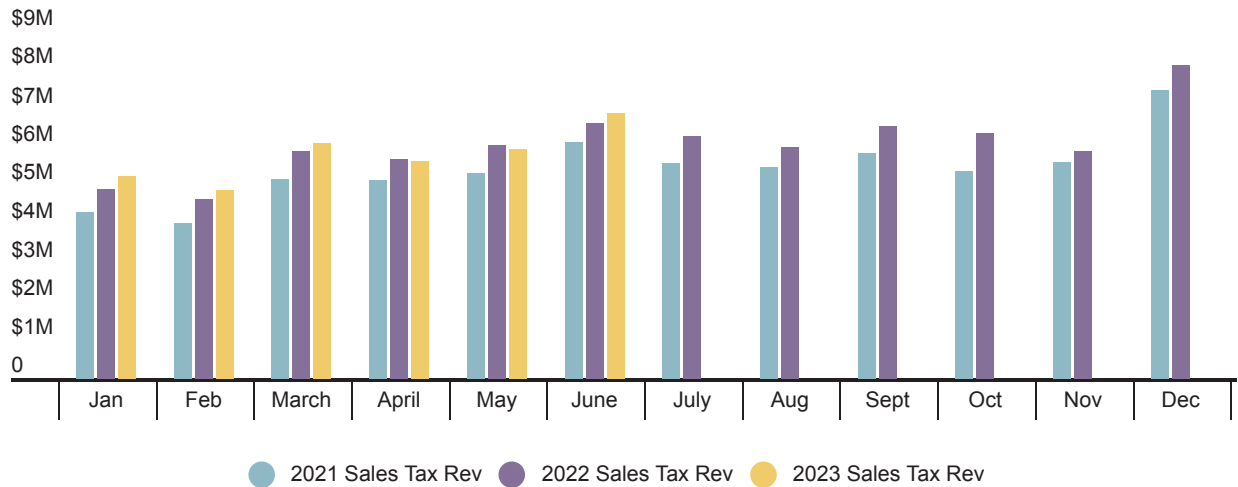
## Business licenses issued per month, by area.



## Businesses licensed in Castle Rock, July 2023 - Check them out!

23 Tree Studio	Original artwork & gifts
Boulder Bridal	Bridal gowns
Castle Laser Electrology Clinic	Permanent hair removal
Castle Rock Gift Co LLC	ecommerce & gift boxes
Castle Rock Pride <i>New Owner</i>	Merchandise, alcohol, prepackaged food
Colorado Cool Apparel	Colorado apparel & merch
Colorado Resin Florals LLC	Epoxy resin items
Dancewear Plus More	Dancewear
David & Kristy Rael	Short term rental
Deja Pooch	Clothing
Dumpling Kitchen	Dumplings
Epicurean Enterprises Inc.	Short term vacation rental
Everything Hot Tubz	Hot tub
Food Not Pharmacy	Nutritional counseling
Good Car Buys, Goodcarbuys.com, Good Car Buys Inc.	Auto sales
Kindred Hair Company LLC	Hair salon
Little Urban Beauty LLC	Beauty services
Mile High Hunter Service LLC	Repair parts
R & R Massage	Massage therapy
Radz Dental PC <i>New Owner</i>	Dentistry practice
Ryco Services LLC	Low voltage service
SFA Inc Knights of Columbus 8909	Fried fish n chips, soda & water
Splash of Serendipity Soaps	Skin care & bath products on Etsy
Taspens's Organics & Dragonfly Botanicals	Health & wellness products
The Walking Taco	Vending and catering services
Timber & Rust LLC	Lamps and home decor
Vista Vino <i>New Owner</i>	Food and beverage

# REVENUE



As sales tax returns are due 20 days after the end of the month, this report shows the prior month's revenue.

## Communicating results

Sales tax collections for June were up 3.2 percent from the previous year's month, or up \$212,101 compared to June 2022. Year-to-date (YTD) collections are up 2.9 percent compared to the same time frame in 2022. Staff will continue to monitor this very important revenue stream for the Town and inform as needed.



JUN	Gross Sales Tax Collections	Town Audit Revenue and Amounts Collected on Behalf of Others	Net Collections
2022	\$6,670,861	\$359,005	\$6,311,856
2023	\$6,882,962	\$519,403	\$6,363,559
Dollar +/-	\$212,101	\$160,398	\$51,703
Percent Change	3.2%	44.7%	0.8%
YTD	Gross Sales Tax Collections	Town Audit Revenue and Amounts Collected on Behalf of Others	Net Collections
2022 YTD	\$33,837,196	\$2,039,685	\$31,797,511
2023 YTD	\$34,805,765	\$2,534,635	\$32,271,130
Dollar +/-	\$968,569	\$494,950	\$473,619
Percent Change	2.9%	24.3%	1.5%

## Supporting fiscal accountability



**\$38,512**

Collected from delinquent accounts in July for the month of May.



**\$284,997**

Year-to-date delinquent account collections



**134**

Audits in process



**\$171,731**

Audit revenue collected for the month of June