

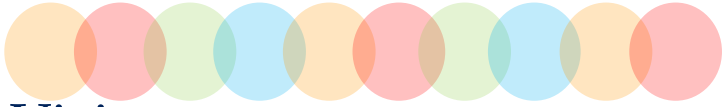
A field of purple flowers, likely Salvia, with a purple banner at the top. The background is a soft-focus green field of similar flowers under a clear sky.

Finance Department Monthly Report

May 2024

Mission

Through exceptional customer service and effective partnerships, we deliver accurate and timely financial services.



Vision

The Finance Department will provide financial solutions and services in support of the Town's vision and community objectives through: proactive education, purposeful planning, excellent communication and fiscal accountability.



Trish Muller, CPA

Finance Director

How does Finance Support the Town's vision and priorities?

Accounting

The Accounting Team provides financial services such as accounts payable and receivable, investments, and capital asset reporting to internal and external customers. The team ensures financial transactions are recorded in accordance with the Town's Municipal Code, Governmental Accounting Standards and in compliance with governing laws and regulations.

Payroll

The Payroll Team fulfills and maintains the critical role of employee compensation. Technicians responsibly process and calculate appropriate benefit and other deductions and maintain all aspects of pay. They continually learn and navigate complex federal and state payroll and tax regulations while adhering to the highest standards of confidentiality and customer service.

Budget

The Budget Team supports departments Town wide with future budgeting and financial planning to attain strategic priorities in the short and long term. The team actively monitors, analyzes and reports on Town financial activity throughout the year.

Revenue

The Revenue Team provides education and outstanding customer service while licensing businesses and collecting sales tax with a "home town" feel and understanding. The team works with economic development, the Downtown Development Authority and the Urban Renewal Authority to align with the Town's vision.

Town Council

- June 18th
 - CCGP 2nd Quarter
- July 2nd
 - No items
- July 16th
 - No Items

June 2024

SUN	MO	TUE	WE	THU	FRI	SAT
						1
2	3	4	5	6	7	8
9	10	11	12	13	14	15
16	17	18	19	20	21	22
23	24	25	26	27	28	29
30						

July 2024

SUN	MO	TUE	WE	THU	FRI	SAT
	1	2	3	4	5	6
7	8	9	10	11	12	13
14	15	16	17	18	19	20
21	22	23	24	25	26	27
28	29	30	31			



Picture of a gavel laying on its side.



Town of Castle Rock sign.

Partnership



The B&B Cafe in Castle Rock, Colorado.



164

Total businesses licensed in May



19

Businesses licensed in Castle Rock



107

Businesses licensed out-of-state

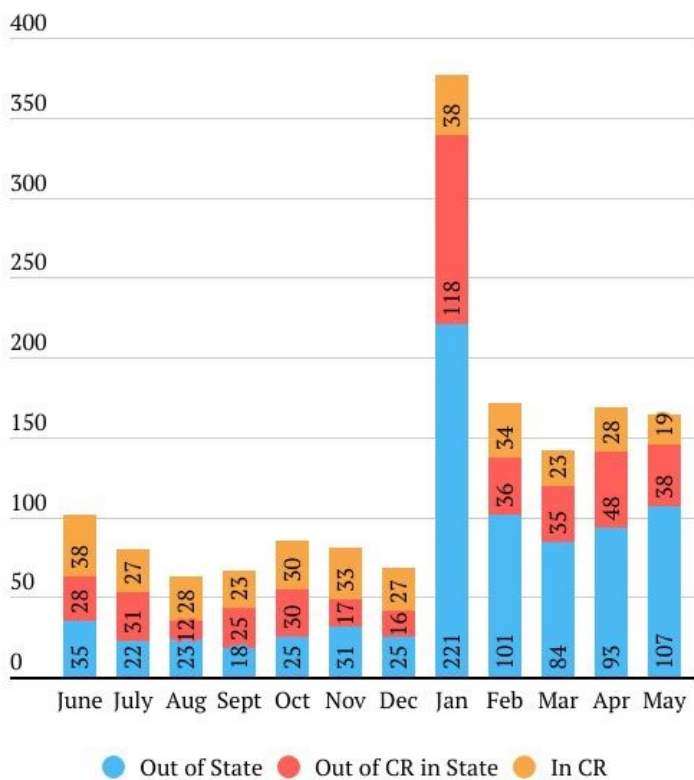


38

Businesses licensed in CO but outside of Castle Rock

Visit www.CRgov.com for more information on new Castle Rock businesses.

Business Licenses Issued
(per month, by area)



New Employee Alert!



Name: Angelah Healey

Position: Payroll Technician

Favorite thing about Castle Rock: Downtown! Particularly First Fridays and Sudden Fiction Books.

Favorite thing about your role: The people.

Favorite place in the world: Noirmoutier, France

Favorite hobbies: Spending time with my dogs, skiing, scuba diving, riding horses and naps.

Welcome to the team!



Heather Quayle

Name: Heather Quayle

Position: Accounting Technician

Favorite thing about Castle Rock: The manmade waterfall on plum creek trail.

Favorite thing about your role: Numbers!

Favorite place in the world: The Cayman Islands or Ketchikan, Alaska

Favorite hobbies: Scuba diving, farming, and volunteering.



Dave Barnhart

Name: Dave Barnhart

Position: Sales Tax/PIF Specialist

Favorite thing about Castle Rock: Trails and the view.

Favorite thing about your role: The people I work with and the ability to help customers.

Favorite place in the world: Front row of a rock concert.

Favorite hobbies: Sandblasting glasses.



Katie Suhanyi

Name: Katie Suhanyi

Position: Accountant

Favorite thing about Castle Rock: The restaurants.

Favorite thing about your role: Working with other departments.

Favorite place in the world: Cancun, Mexico

Favorite hobbies: Board games, taking photos of my dog, and watching shows (The Office).



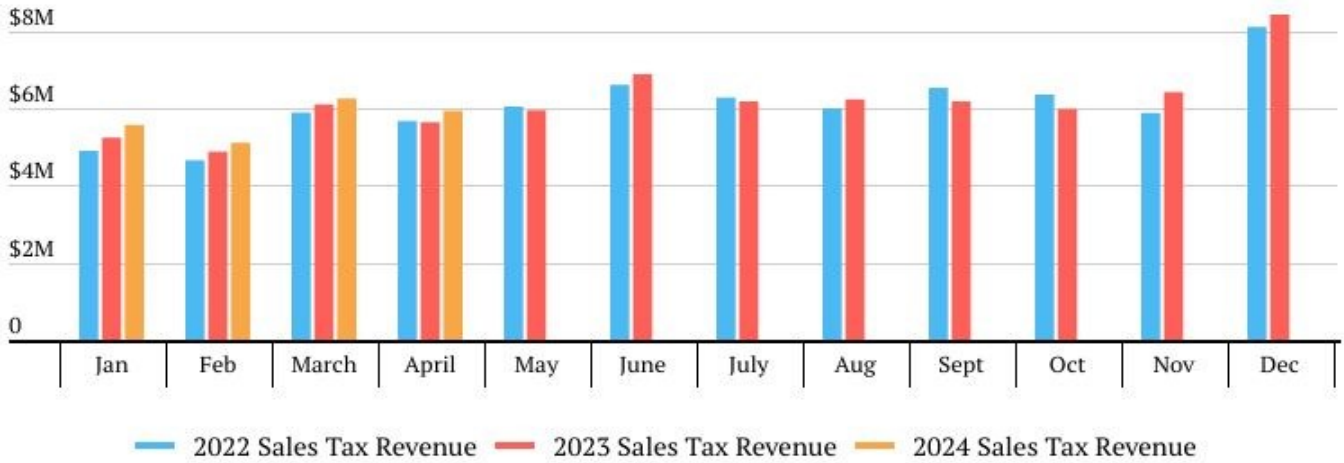
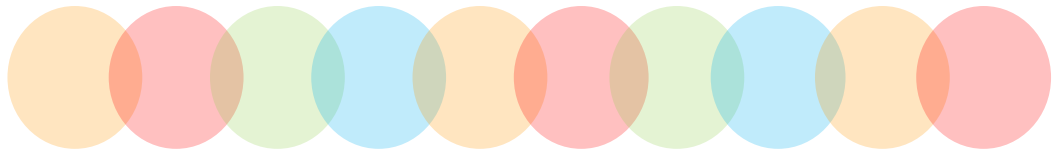
Businesses licensed in Castle Rock, May 2024 - Check them out!

Bendy Mindi Pilates	Pilates
Boulder Bridal at Castle Rock <i>New Owners</i>	Wedding Dresses
Colorado Carpet & Flooring	Flooring Goods and Services
Crash Champions LLC	Auto Repair
Energy By Design	Consulting for Renewable Energy Solution for Homeowners
Essence Social	Marketing Services
Ethereal Antique's & Oddities LLC	Antique's Oddities Collectibles Crystals
Helin Properties LLC	Long Term Property Rental
Junkin Market Days Castle Rock	Craft Market
Linex <i>New Owner</i>	Spray in Bed Liners and Truck Accessories
Little Sweets Cookie Co	Cookies/Sweets
Prospector Modern Apartments	Owner/Landlord of Multifamily Residential Apartments
SB Services Inc	Auto Glass Replace and Repair
T. Lowell & Sons LLC	Building Owner
The Bakers Cart	Home Baked Goods
The CastleGate Company Ltd	Knives
The Goods Smoke and Grill	Food Truck
Titan Fleet Services	Loaner Vehicles
Wing Daddy's	Food Truck

The Outlets at Castle Rock on a sunny day with flowers in full bloom.



Revenue



This report shows the prior month's revenue since sales tax returns are due 20 days after month end.

Communicating Results

Sales tax collections for April were up 4.3% percent from the previous year's month, or up \$244,728 compared to April 2023. Year-to-date (YTD) collections are up \$1,023,331 or 4.7 percent compared to the same time frame in 2023. Staff will continue to monitor this very important revenue stream for the Town and inform as needed.

April	Gross Sales Tax Collections	Town Audit Revenue and Amounts Collected on Behalf of Others	Net Collections
2023	\$5,684,944	\$468,993	\$5,215,951
2024	\$5,929,672	\$443,276	\$5,486,396
Dollar +/-	\$244,728	\$(25,717)	\$270,445
Percent Change	4.3%	-5.5%	5.2%
Year-to-Date (YTD)	Gross Sales Tax Collections	Town Audit Revenue and Amounts Collected on Behalf of Others	Net Collections
2023 YTD	\$21,992,434	\$1,634,543	\$20,357,891
2024 YTD	\$23,015,765	\$1,842,041	\$21,173,724
Dollar +/-	\$1,023,331	\$207,498	\$815,833
Percent Change	4.7%	12.7%	4.0%



\$91,354

Collected from delinquent accounts in May for the month of March.



\$240,592

Year-to-date delinquent account collections.



128

Audits in process.



\$92,903

Audit revenue collected for the month of April.

