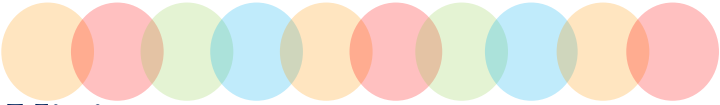


Finance Department Monthly Report

September 2023

Mission

Through exceptional customer service and effective partnerships, we deliver accurate and timely financial services.



Vision

The Finance Department will provide financial solutions and services in support of the Town's vision and community objectives through: proactive education, purposeful planning, excellent communication and fiscal accountability.

Trish Muller, CPA

Finance Director

How does Finance Support the Town's vision and priorities?

Accounting

The Accounting Team provides financial services such as accounts payable and receivable, investments, and capital asset reporting to internal and external customers. The team ensures financial transactions are recorded in accordance with the Town's Municipal Code, Governmental Accounting Standards and in compliance with governing laws and regulations.

Payroll

The Payroll Team fulfills and maintains the critical role of employee compensation. Technicians responsibly process and calculate appropriate benefit and other deductions and maintain all aspects of pay. They continually learn and navigate complex federal and state payroll and tax regulations while adhering to the highest standards of confidentiality and customer service.

Budget

The Budget Team supports departments Town wide with future budgeting and financial planning to attain strategic priorities in the short and long term. The team actively monitors, analyzes and reports on Town financial activity throughout the year.

Revenue

The Revenue Team provides education and outstanding customer service while licensing businesses and collecting sales tax with a "home town" feel and understanding. The team works with economic development, the Downtown Development Authority and the Urban Renewal Authority to align with the Town's vision.

Town Council

October 3, 2023

- Introduction to the 2024 Proposed Budget

October 17, 2023

- 2024 Proposed Budget
- ToCR Mill Levy
- Balance Financial Plan
- Capital Improvement Plan
- Downtown Development Authority
- Business Improvement Plan
- Urban Renewal Authority
- General Improvement District

Upcoming Town Council Dates

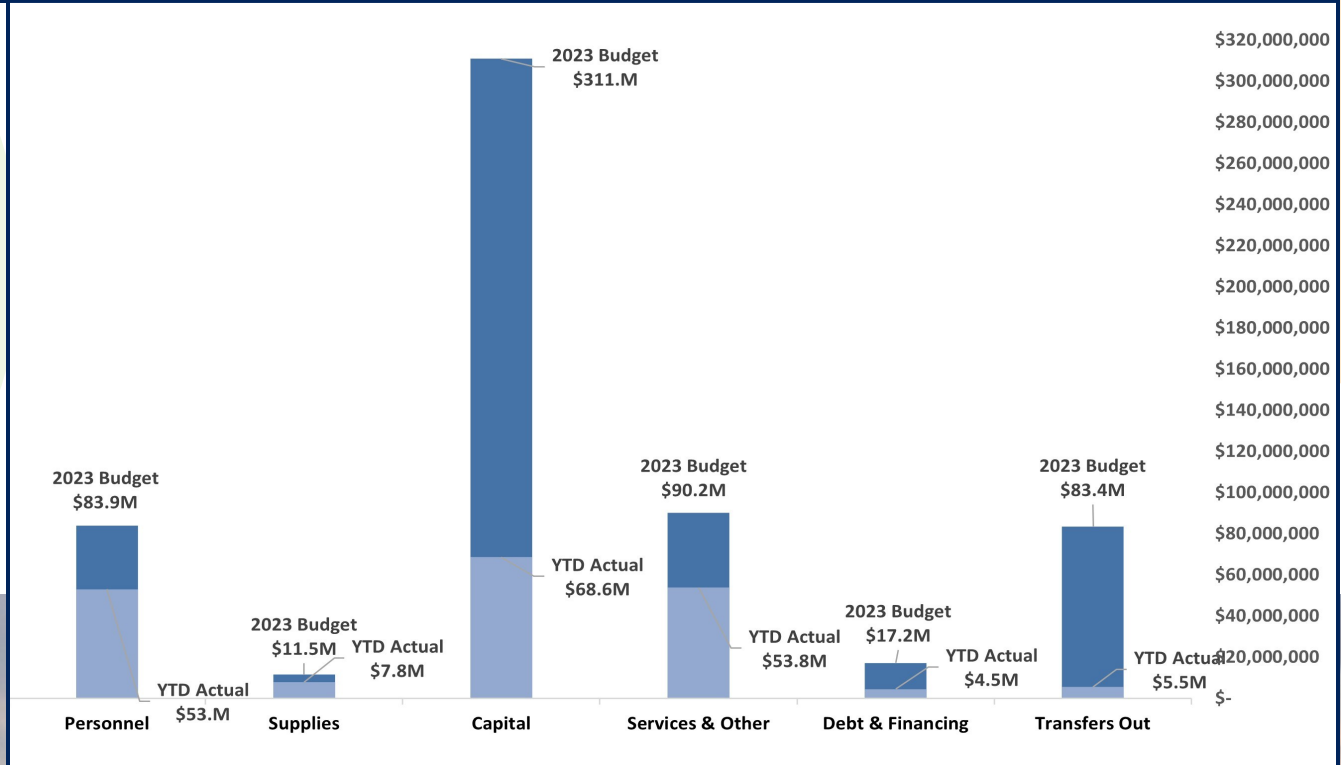
- November 7, 2023
- November 21, 2023

October 2023						
SU	MO	TU	WE	TH	FRI	SA
1	2	3	4	5	6	7
8	9	10	11	12	13	14
15	16	17	18	19	20	21
22	23	24	25	26	27	28
29	30	31				



Picture of a gavel laying on its side.

Preliminary Town Wide Expenditures by Category



September 2023

Partnership



Picture of the B&B in Castle Rock, Colorado.



66

Total businesses licensed in September



23

Businesses licensed in Castle Rock



18

Businesses licensed out-of-state

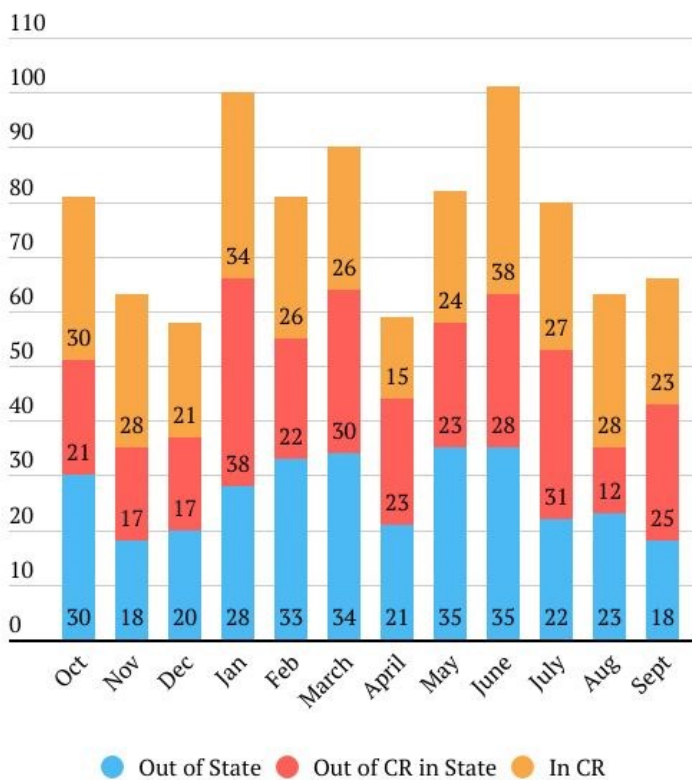


25

Businesses licensed in CO but outside of Castle Rock

Visit www.CRgov.com for more information on new Castle Rock businesses.

Business Licenses Issued (per month, by area)



New Employee Alert!

Name: John White

Position: Finance Administrative Assistant

Town of Castle Rock

Employee Since: 8/21/2023



Favorite thing about Castle Rock: All of the trails and natural beauty that is right in our backyard!

Favorite thing about your role: The ability to be creative and artistic with various projects.

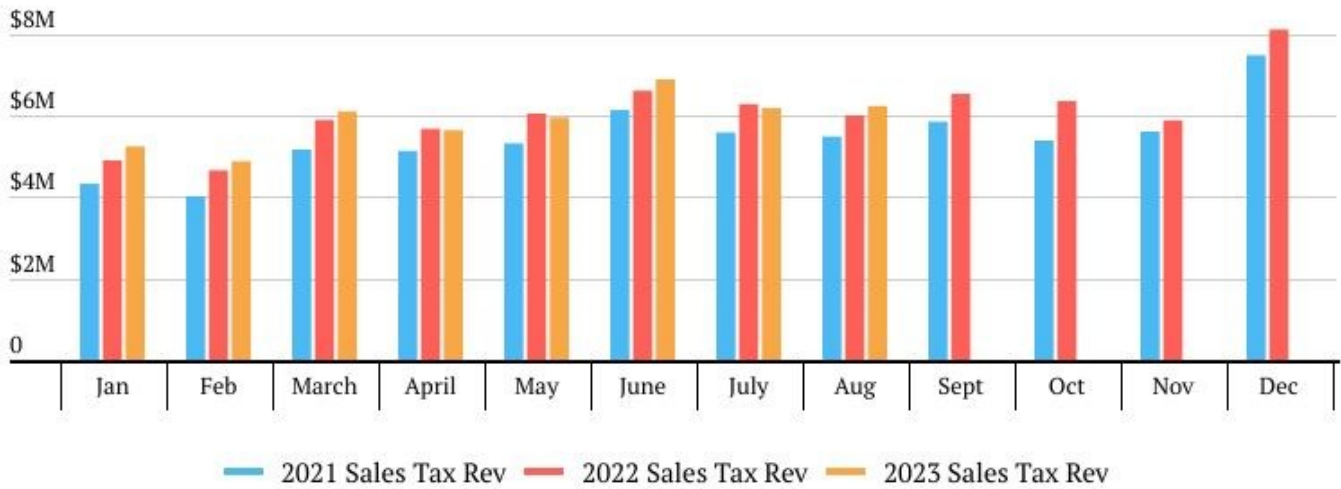

Favorite place in the world: Cape Town, South Africa

Businesses licensed in Castle Rock, August 2023 - Check them out!

A Little Offbeat Publishing, LLC	Books
Aria's Artistry	Makeup Applications
BLVD Hillside LLC	Sales Office for New Homes
Castle Rock Coins & Collectibles	Coins and Collectibles
Crave'n	Mobile Food Truck
Diana Buckwalter	Short Term Lodging
Esprit OBGYN Center	Medical Services
Flip Flop Shops & More	Shoe & Clothing Store
Furniture For Life	Massage Charis and Other Ergonomic Furniture
Hawk Aerosafety LLC	Aviation Safety Consulting
HomeZen, LLC	Cleaning, Organizing, Rentals and Property Use
Hydrate IV Bar Castle Rock	Vitamin IV, Injection Therapy and Small Retail Items
I Love Colorado Beer	Clothing Sold Online and at Tents with Town Events
Inspired Joy Home Staging and Design	Staging and Design Services
J&J CO LLC	Tree Removal
Los Dos Potrillos Castle Rock LLC	Food and Drink
McLean Integrated Solutions	Satellite Comms Maintenance & Government Contracting
Mi Casa Su Casa Bilingual Child Care	Home Child Care
Mountain Sky Photography Ltd.	Photography
Pedego Castle Rock New Owners	Electric Bikes
Ranger Voyages, LLC	Travel Advisor
Shaded Shield	Retail
Streamline Property Services	Roofing /Flooring /Carpet Cleaning



Revenue



This report shows the prior month's revenue since sales tax returns are due 20 days after month end.

Communicating Results

Sales tax collections for August were up 3.4 percent from the previous year's month, or up \$204,852 compared to August 2022. Year-to-date (YTD) collections are up 2.5 percent compared to the same time frame in 2022. Staff will continue to monitor this very important revenue stream for the Town and inform as needed.

August	Gross Sales Tax Collections	Town Audit Revenue and Amounts Collected	Net Collections
2022	\$6,025,326	\$359,559	\$5,665,767
2023	\$6,230,178	\$347,304	\$5,882,874
Dollar +/-	\$204,852	\$(12,255)	\$217,107
Percent Change	3.4%	-3.4%	3.8%
Year-to-Date (YTD)	Gross Sales Tax Collections	Town Audit Revenue and Amounts Collected on Behalf of Others	Net Collections
2022 YTD	\$46,223,260	\$2,922,189	\$43,301,071
2023 YTD	\$47,365,680	\$3,277,233	\$44,088,447
Dollar +/-	\$1,142,420	\$355,044	\$787,376
Percent Change	2.5%	12.1%	1.8%



\$78,786

Collected from delinquent accounts in August for the month of July.



\$489,432

Year-to-date delinquent account collections.



129

Audits in process.



\$2,767

Audit revenue collected for the month of August.

