

## DASHBOARD STATISTICS

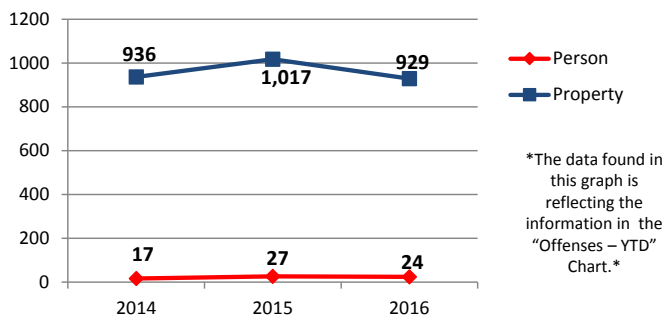
TRAFFIC ENFORCEMENT					
TRAFFIC TYPE	16-Sep	2016 YTD	2015 YTD	% change from 2015 - 2016	2014 YTD
DUI	19	122	87	40%	92
Seat Belt	2	163	60	172%	45
Child Restraint	0	9	1	800%	3
<b>Total</b>	<b>21</b>	<b>294</b>	<b>148</b>	<b>99%</b>	<b>140</b>

Traffic Crashes - YTD Comparison					
ACCIDENT TYPE	16-Sep	2016 YTD	2015 YTD	% change from 2015 - 2016	2014 YTD
<b>Accident-Total</b>	<b>115</b>	<b>859</b>	<b>826</b>	<b>4%</b>	<b>733</b>
<b>Non-Injury</b>	<b>79</b>	<b>611</b>	<b>616</b>	<b>-1%</b>	<b>493</b>
<b>Injury</b>	<b>6</b>	<b>39</b>	<b>36</b>	<b>8%</b>	<b>29</b>
<b>Fatality</b>	<b>1</b>	<b>1</b>	<b>0</b>	<b>100%</b>	<b>1</b>
<b>Private Prop</b>	<b>29</b>	<b>212</b>	<b>174</b>	<b>22%</b>	<b>210</b>
<b>Counter Reports</b>	<b>3</b>	<b>63</b>	<b>62</b>	<b>2%</b>	<b>54</b>
<b>Traffic Unit (TU)</b>	<b>38</b>	<b>320</b>	<b>359</b>	<b>-11%</b>	<b>263</b>
<b>Report % by TU</b>	<b>33%</b>	<b>37%</b>	<b>47%</b>	<b>-21%</b>	<b>39%</b>

Please note:

Counter reports are included in the accident (non-injury, injury, fatality and private property) data totals. \*These counter reports are only displayed to account for those reports **not** taken by patrol or traffic.\*

**Property and Person Offense Chart**



Response Times					
Priority	16-Sep	2016 YTD	2015 YTD	% change from 2015 - 2016	2014 YTD
<b>Priority 1</b>	<b>5:17</b>	<b>5:28</b>	<b>5:20</b>	<b>3%</b>	<b>5:26</b>

Damaged Property					
Property	16-Sep	2016 YTD	2015 YTD	% change from 2015 - 2016	2014 YTD
<b>Private Property</b>	<b>29</b>	<b>234</b>	<b>287</b>	<b>-18%</b>	<b>207</b>
<b>Public Property</b>	<b>7</b>	<b>32</b>	<b>48</b>	<b>-33%</b>	<b>35</b>

Offenses - YTD					
CRIME OFFENSE	16-Sep	2016 YTD	2015 YTD	% change from 2015 - 2016	2014 YTD
<b>Person Crimes</b>					
<b>Robbery</b>	<b>0</b>	<b>3</b>	<b>2</b>	<b>300%</b>	<b>0</b>
<b>Aggravated Assault</b>	<b>4</b>	<b>21</b>	<b>24</b>	<b>-13%</b>	<b>17</b>
<b>Homicide</b>	<b>0</b>	<b>0</b>	<b>1</b>	<b>-100%</b>	<b>0</b>
<b>Property Crimes</b>					
<b>Burglary</b>	<b>9</b>	<b>86</b>	<b>59</b>	<b>46%</b>	<b>56</b>
<b>Fraud</b>	<b>35</b>	<b>248</b>	<b>237</b>	<b>5%</b>	<b>217</b>
<b>Motor Vehicle Theft</b>	<b>9</b>	<b>34</b>	<b>40</b>	<b>-15%</b>	<b>24</b>
<b>Theft</b>	<b>79</b>	<b>537</b>	<b>654</b>	<b>-18%</b>	<b>622</b>
<b>TOTAL CRIMES</b>	<b>136</b>	<b>929</b>	<b>1017</b>	<b>-9%</b>	<b>936</b>

Note: Sex Offenses are not included in the data.

Commercial Alarms			
16-Sep	2016 YTD	2015 YTD	% change from 2015 - 2016
49	518	539	-4%

**Note:** The data above is reported one month delayed in order to provide the most accurate department statistics.

## DEPARTMENT DIVISIONS

- « Administration
- « Investigations
- « Patrol
- « Special Operations
- « Support Services

# CASTLE ROCK POLICE DEPARTMENT

OCTOBER 2016



# INVESTIGATIONS DIVISION



## FROM THE DESK OF THE CRIME ANALYST

### HOLIDAY TIPS

'Tis the season of many holidays, and for some families, that means multiple holiday trips to visit friends, family or to enjoy a nice vacation. Here are some tips for ensuring the safety of your home while you are away:

- Ask a trusted friend or neighbor to check on your house and pick up your mail daily.
- If you have timers for your lights, set them for the time you normally arrive home so it appears someone is home.
- Make sure you leave all doors and windows shut and locked.
- If you plan on being away for an extended amount of time, contact Castle Rock Police Department as they can patrol your neighborhood to assist with safety. Our non-emergency line is **303.663.6100**, or you may use the online form: **Request for Security Check/ Increase Patrol**. It is found on our website: [CRgov.com/police](http://CRgov.com/police) under the **How Do I - Request** menu.

» If you do contact our department for increased patrol while you are away, please provide the following:

- ☒ Your contact information: name, telephone, address
- ☒ Dates requested
- ☒ Make/model/year of vehicles that *should* be parked in your driveway
- ☒ Alarm system, if installed
- ☒ Name and contact number of a trusted friend or neighbor checking on your home



HAPPY HOLIDAYS!

### IN THE SPOTLIGHT

Those persons participating in the October DEA Drug Take-Back event made it another success. We took in 118 pounds of unwanted medications during this event. In addition to the medications received, we were able to dispose of a total of 314 pounds of medication, which were previously placed into our department's MedRx container during the last six months. The MedRx container is available in our lobby during business hours, Monday-Friday.





## DETECTIVE UNIT

Residents of the Town continue to be victimized by several groups of individuals breaking into vehicles and committing motor vehicle thefts. One group, using the methods of the Felony Lane Gang (FLG), has broken into cars parked at trail heads, parks and recreation centers here and in the Highlands Ranch communities. FLG style break-ins usually involve the car window being broken out and purses or gym bags stolen. IDs, checks and credit cards from the purses are then used to obtain cash and merchandise in another location. Checks stolen from vehicles in Castle Rock have been used from Greeley to Colorado Springs.

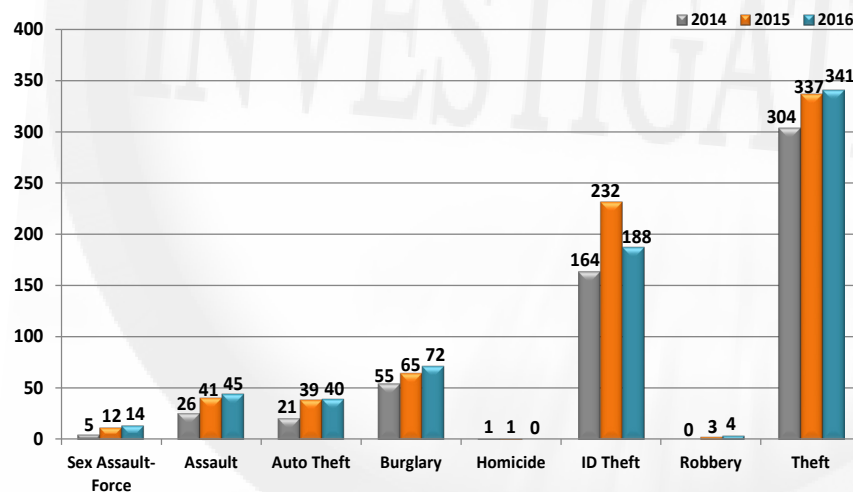
More information regarding the Felony Lane Gang may be found on the FLG Task Force page:

[Facebook.com/FelonyLaneGang](https://www.facebook.com/FelonyLaneGang)

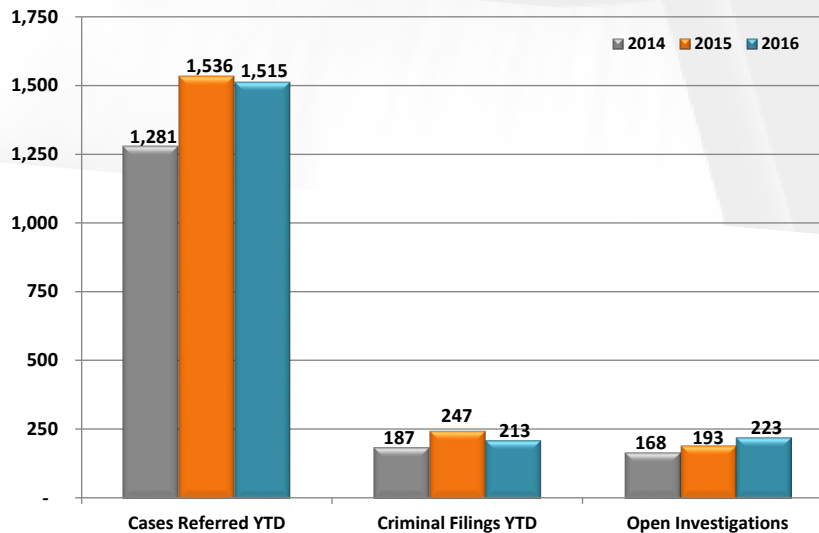
Castle Rock Police detectives are actively investigating these events and working with other detectives across our metropolitan and the Broward County, Florida areas where FLG is based.

Residents can help defend against these crimes by not leaving valuables in cars; reporting any suspicious person loitering in parking areas (who may appear to be watching cars for people concealing purses and bags under their seats); locking your cars doors at night; and never leaving a spare key inside a car.

3-YEAR CRIME TREND COMPARISON  
YEAR-TO-DATE: OCTOBER



2014-2016 COMPARISON  
YEAR-TO-DATE: OCTOBER





# INVESTIGATIONS DIVISION

## Clearance Rates Comparison - OCTOBER (2014-2016)



\*Please note that the offenses shown above without data reflect zero incidents for that specific offense. The offenses displaying 0% reflect incidents had occurred during the month; however, they had not yet been cleared.



## LIQUOR ENFORCEMENT

There were no liquor code inspections conducted during the month of OCTOBER.



## VICTIMS ASSISTANCE (VA) UNIT

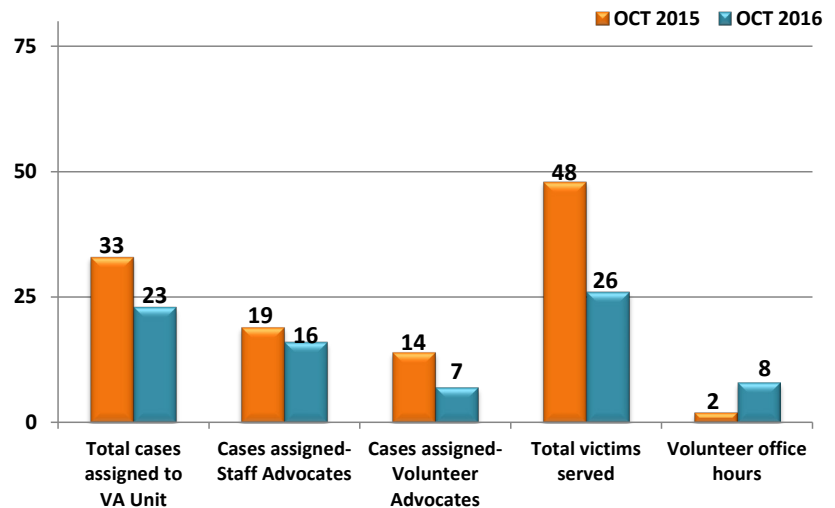
### VA UNIT STATISTICS OCTOBER 2015/2016 YTD

At this year's annual COVA Conference, Donna Thurlow, a Castle Rock Police Victims Assistance volunteer, received the Carol Hacker Volunteer of the Year Award. Donna is also a volunteer for CASA, a group of strong advocates for displaced juveniles, and worked for the Department of Corrections as a releasing agent for over 20 years. She is a great member of our current team, not only volunteering for on-call shifts but also assisting us with clerical tasks in the office a few times a month. Donna goes above and beyond to help others in many capacities.



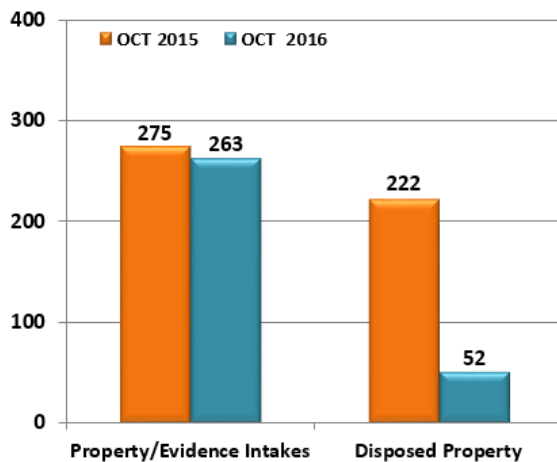
VA Volunteer Donna Thurlow

**Congratulations Donna!**

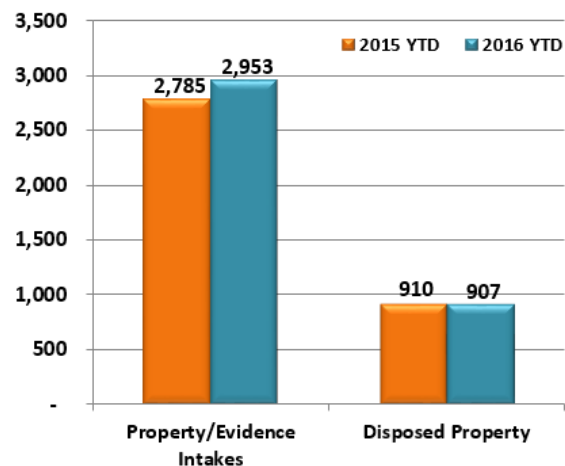


## PROPERTY & EVIDENCE STATISTICS

### PROPERTY INTAKES/DISPOSED OCTOBER 2015/2016 COMPARISON



### PROPERTY INTAKES/DISPOSED OCTOBER 2015/2016 YTD



Lost and Found Property may be viewed on our Police website:  
[CRgov.com/Police](http://CRgov.com/Police). Choose the "How do I" menu, then "Find."



# PATROL DIVISION



Ronin

## K9 UNIT STATISTICS

Notes of interest:

\***Patrol** - **Ronin** assisted officers with a K9 apprehension of a combative subject who was a suspect in an assault with a knife.

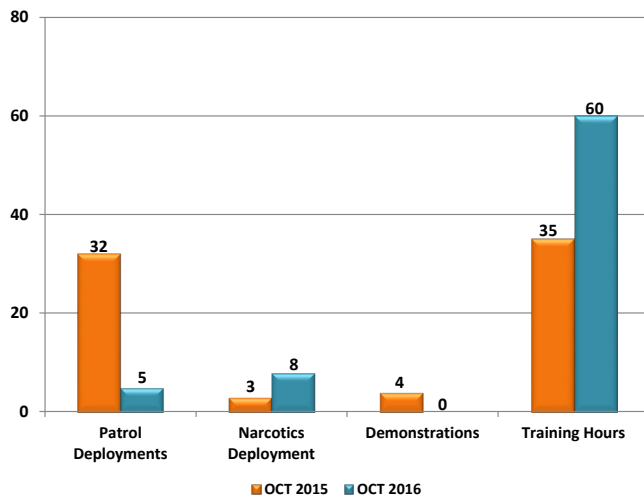
\***Narcotics** - **Ronin** located 1.09 grams of Methamphetamine.

\***Training** - Officer Thompson and **Ronin** attended detection training presented by Cameron Ford - private contractor for the Naval Special Warfare (SEALS).

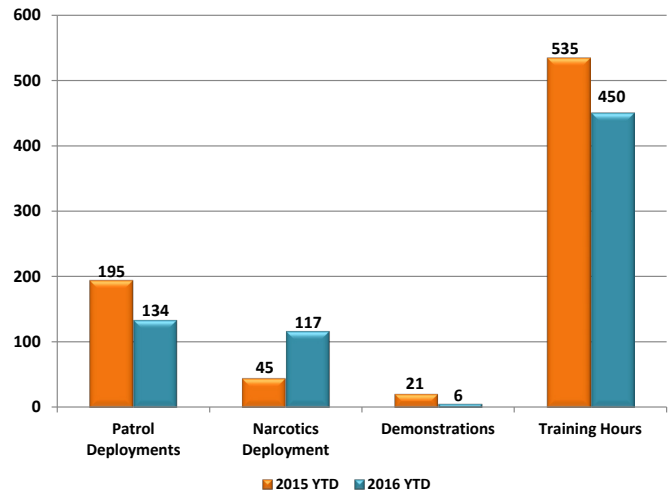


Titan

### K-9 ACTIVITY: MONTHLY COMPARISON OCTOBER 2015/2016



### YEAR-TO-DATE COMPARISON OCTOBER 2015/2016



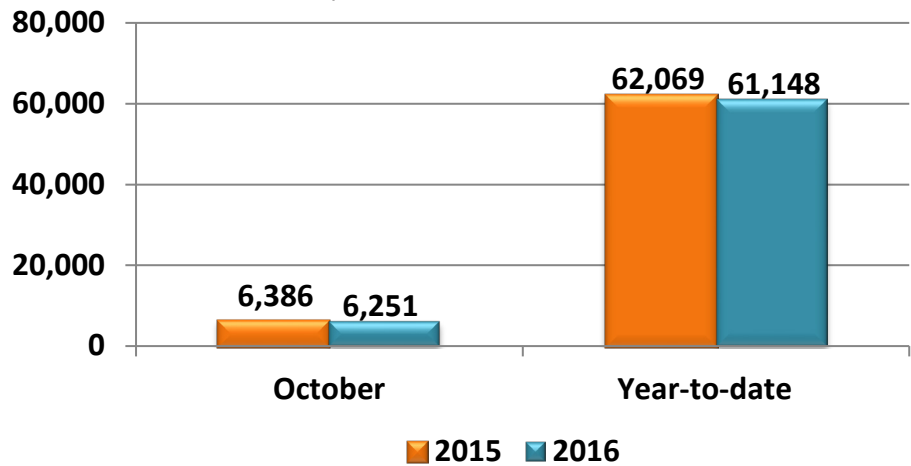
## HONOR GUARD NEWS

On October 4, our department's Honor Guard was invited to present the colors for the national anthem at the Colorado Avalanche game.

***Awesome job, Castle Rock Honor Guard!***

## CALLS FOR SERVICE OCTOBER 2015/2016

The Police Department's Calls for Service chart reflects a decrease of 135 calls in OCTOBER 2016 compared to OCTOBER 2015. The total year-to-date calls for service decreased by 921 during this same timeframe in 2015.

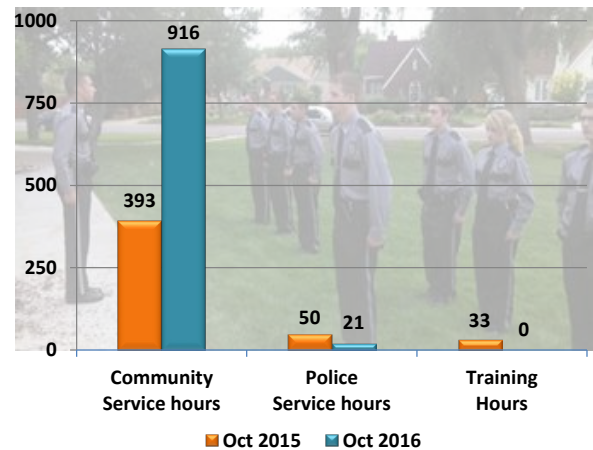


## EXPLORER UNIT OCTOBER 2015/2016

The Explorer Unit worked a total of 845.5 hours in the Town's Castle of Terror haunted house. Due to the extensive time required at this month's special event, the unit did not schedule any special meetings or trainings.

The Blue Knights Law Enforcement Motorcycle Club volunteered to supply and cook dinner for over 100 volunteers during two of the haunted house events in support of the Police Explorers.

**Thank you, Blue Knights!**



Explorers' total annual hours are reflected below:

2015: 2,658 hours

2016: 4,266 hours



## SPECIAL THANKS

On October 20, the department was surprised with a couple dozen small cakes from Smallcakes: A Cupcakery. They were absolutely delicious and were enjoyed by those lucky enough to snag one!

**Thank you, Smallcakes!**



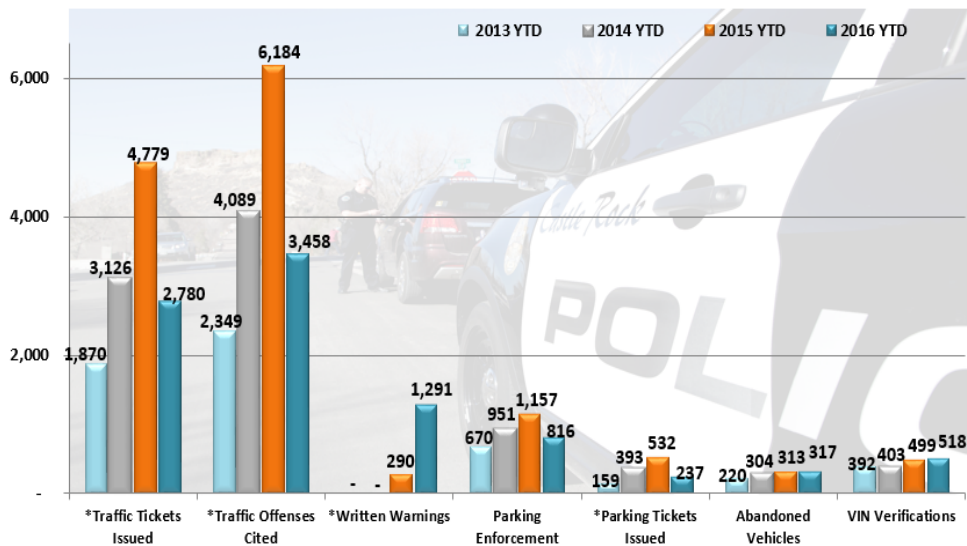
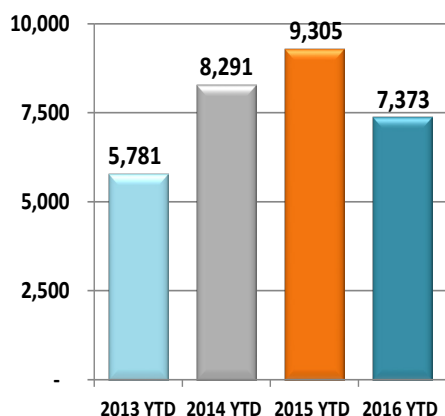
# SPECIAL OPERATIONS DIVISION

## TRAFFIC SAFETY UNIT

CALL TYPES (2013-2016)

OCTOBER YTD

TOTAL TRAFFIC STOPS (YTD)



Traffic Unit	OCTOBER 2016			YEAR TO DATE 2016		
CALL TYPES	Traffic Unit	Dept Total	Traffic Unit % of Dept	Traffic Unit	Dept Total	Traffic Unit % of Dept
Traffic Stops	335	793	42%	2,050	7,373	28%
• Traffic Tickets Issued	158	292	54%	978	2,780	35%
• Traffic Offenses Cited	182	349	52%	1,179	3,458	34%
• Written Warnings	112	164	68%	469	1,291	36%
Parking Enforcement	30	63	48%	388	816	35%
• Parking Tickets	4	6	67%	94	237	40%
Abandoned Vehicles	14	35	40%	132	317	42%
VIN Verifications	33	57	58%	317	518	61%

## COMMUNITY SAFETY VOLUNTEER (CSV) UNIT

OCTOBER 2016 COMMUNITY HOURS:				2016 YEAR-TO-DATE			
TOTAL HOURS	ASSISTING PATROL	TRAINING HOURS	SPECIAL EVENTS	TOTAL HOURS	ASSISTING PATROL	TRAINING HOURS	SPECIAL EVENTS
108	75	0	33	729	351	119	229



# SPECIAL OPERATIONS DIVISION

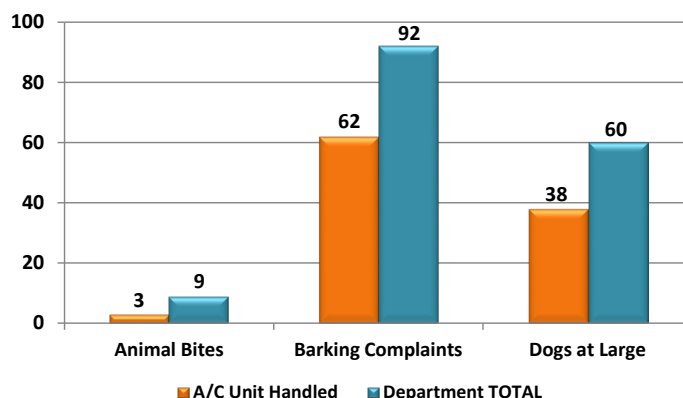


## ANIMAL CONTROL UNIT

CALL TYPES	2016 OCT	2016 YTD	2015 YTD
Barking dog	62	330	333
Animal at large	38	240	245
Cruelty/welfare	11	90	81
Animal rescue	2	15	11
Animal disposal	5	22	29
Livestock at large	0	11	20
Wildlife	7	22	14
Snake	0	32	23
Pit Bull - calls	0	3	1
Pit Bull - evaluations	0	12	35
Pit Bull - removed*	0	3	8
Animal bites	3	92	89
Follow-up/other	52	273	310
<b>TOTAL calls for service</b>	<b>180</b>	<b>1,142</b>	<b>1,191</b>
Licensing	32	363	370
Voice messages	219	1,922	2,124

\*data excluded from total calls for service

### UNIT RESPONSE COMPARISON (Animal Control Unit/Department-wide) OCTOBER 2016



In OCTOBER, the animal control officer handled:

- 33% percent of animal bites
- 67% percent of barking complaints
- 63% percent of dogs at large

## NEW FACES IN SPECIAL OPERATIONS



Officer Stoneking

Officer Chad Stoneking joined the Traffic Unit in October. He has been with the department since 2013 and prior to that he was a Community Safety Volunteer.



Officer Sullivan

Officer Kevin Sullivan joined the Traffic Unit in October. He has been with the department since 2013. Prior to that, he was a Police Officer in the State of Florida.

Justin Borcharding joined the town as an Animal Control Officer. He has previous experience as an ACO from the city of Aurora. He also completed his ACO State Certification in October 2016.



Animal Control  
Officer Borcharding



# SPECIAL OPERATIONS DIVISION

## OFFICERS IN SCHOOLS

SCHOOL MARSHALS	OCT	SEPT	AUG	Fall 2016 Semester Total	Fall 2015 Semester Total	Fall 2014 Semester Total
Hours	124.01	193.61	175.13	492.76	604.85	700.81
School Checks	247	366	374	989	1,295	1,740
School Days	15	20	18	53	52	52

Y.E.S.S. INSTRUCTION	OCT	SEPT	AUG	Fall 2016 Semester Total	Fall 2015 Semester Total	Fall 2014 Semester Total
Hours	16	33	32	81	97	128
Students	531	1,389	984	2,904	6,446	5,891
School Days	15	20	18	53	52	52



Officer Lewis, CSV Bloom and fellow officers participated in Red Robin's Tip-A-Cop raising \$2,786 for Special Olympics



Officers Foster & West catch the "Candy Thief"



Touch-A-Truck event was very successful!

**Starlighting is Nov. 19 in downtown Castle Rock!**  
**Coffee with a Cop is Dec. 13 at ANB Bank (10-11 am)**

For upcoming events and more information, please visit the Town's website at: [CRgov.com/Events](http://CRgov.com/Events).



Pumpkin Fest Fun!



# SUPPORT SERVICES DIVISION

## COMMUNICATION UNIT

RESPONSE TIMES COMPARISON  
 OCTOBER 2015/2016

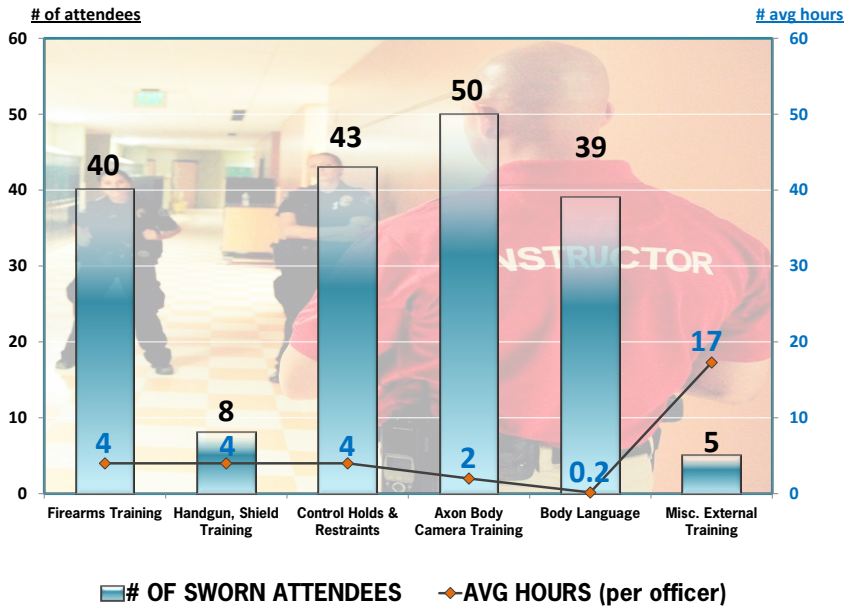
DISPATCH UNIT will:	GOAL	ATTAINED OCTOBER 2016	ATTAINED OCTOBER 2015
Answer 911 calls within 12 seconds or less.	90%	100%	100%
Answer non-emergency calls within 20 seconds or less.	90%	100%	100%
Assign all Priority 1 calls within 2 minutes of receipt. (min:sec)	2:00	1:31	1:28

# SUPPORT SERVICES DIVISION

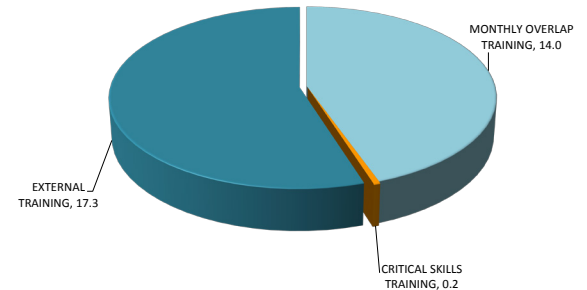


## PROFESSIONAL STANDARDS, TRAINING & DEVELOPMENT UNIT

TRAINING OVERVIEW  
OCTOBER 2016

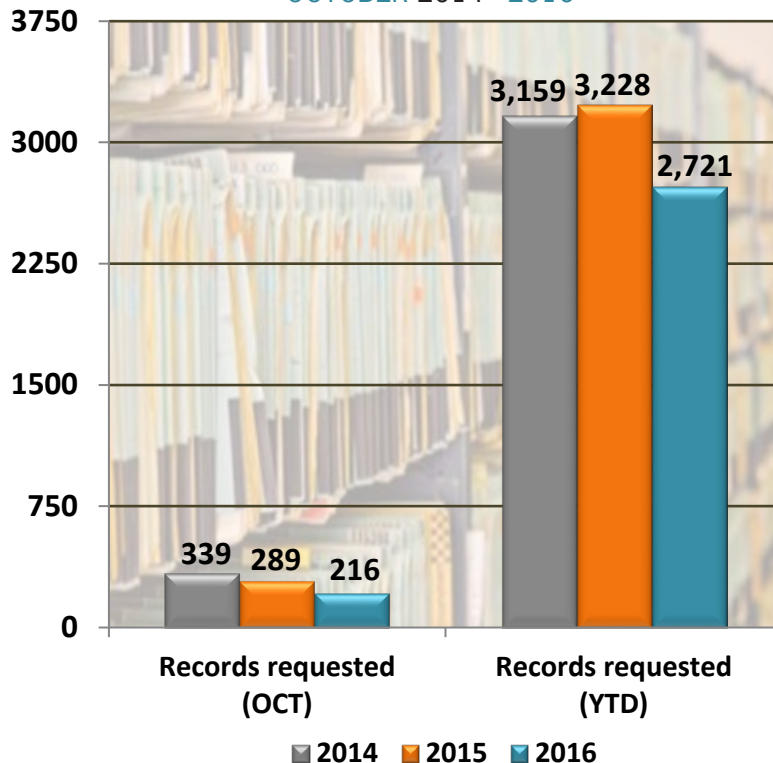


TRAINING HOURS BY CATEGORY  
(AVERAGE PER OFFICER)  
OCTOBER 2016

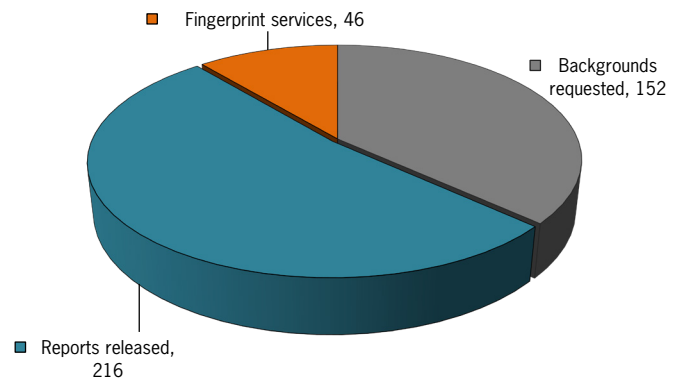


## RECORDS UNIT

RECORDS REQUEST COMPARISON  
OCTOBER 2014 - 2016



RECORDS UNIT WORKLOAD  
OCTOBER 2016





# Dear Chief