

# NOVEMBER 2021 | FINANCE DEPARTMENT



## Mission

Through exceptional customer service and effective partnerships, we deliver accurate and timely financial services.

## Vision

The Finance Department will provide financial solutions and services in support of the Town's vision and community objectives through: proactive education, purposeful planning, excellent communication and fiscal accountability.


## Contact Finance Department

### How does Finance support the Town's vision and priorities?

#### Accounting

The Accounting Team provides financial services such as accounts payable and receivable, investments, and capital asset reporting to internal and external customers. The team ensures financial transactions are recorded in accordance with the Town's Municipal Code, Governmental Accounting Standards and in compliance with governing laws and regulations.

Trish Muller, CPA  
Finance Director



#### Payroll

The Payroll Team fulfills and maintains the critical role of employee compensation. Technicians responsibly process and calculate appropriate benefit and other deductions and maintain all aspects of pay. They continually learn and navigate complex federal and state payroll and tax regulations while adhering to the highest standards of confidentiality and customer service.

#### Budget

The Budget Team supports departments Townwide with future budgeting and financial planning to attain strategic priorities in the short and long term. The team actively monitors, analyzes and reports on Town financial activity throughout the year.

**Town of Castle Rock**  
Finance Department  
720-733-2227  
CRgov.com/Finance

#### Revenue

The Revenue Team provides education and outstanding customer service while licensing businesses and collecting sales tax with a "home town" feel and understanding. The team works with economic development, the Downtown Development Authority and the Urban Renewal Authority to align with the Town's vision.

## INITIATIVES



The 2021 Colorado Government Finance Officers Association (CGFOA) Annual Conference was held in November in Loveland, CO. Representing the Town of Castle Rock's Finance Department was, Trish Muller, Finance Director, Pete Mangers, Revenue and Budget Manager, Alex Thiel, Senior Financial Analyst and Michelle Schrote, Finance Project Analyst. A breakout session on construction and use tax issues was presented by our very own Sara Kucewesky, Building Use Tax Auditor and Pete Managers.

Attendees received valuable information on current government financial topics and obtained Continuing Professional Education (CPE) credits. The Town will continue to benefit from their experience.

December 7, 2021

**Discussion/Direction:**

Fourth Quarter Council Community Grant Program, One Application

**Resolutions:**

- 2022-26 Balanced Financial Plan
- 2022-26 Capital Improvement Program

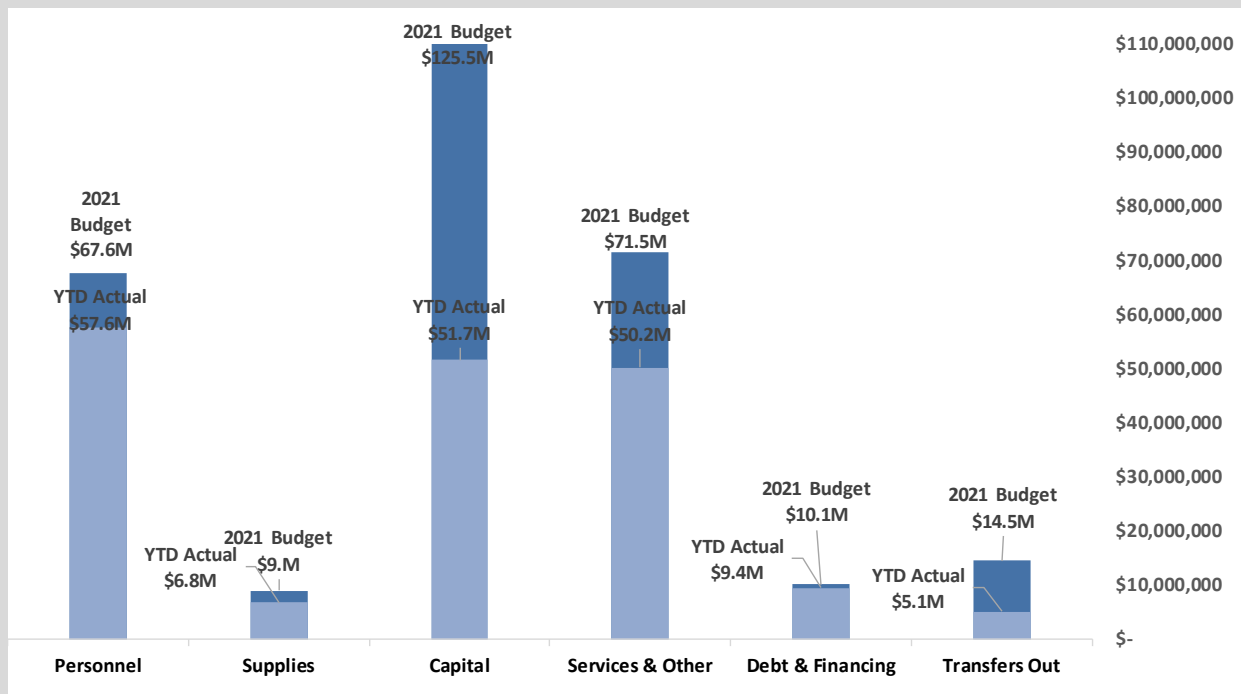
**Ordinances (2nd Reading):**

- Third Amendment to the 2021 Budget
- 2022 Proposed Budget
- Mill Levy - Town of Castle Rock
- Mill Levy - Downtown Development Authority



**Expenditures**

Preliminary Townwide expenditures by category October 31, 2021 \*



\*Latest full month numbers available

**Business licenses issued November 2021**



For more information on new Castle Rock businesses, please visit [www.CRgov.com](http://www.CRgov.com)



**66**  
Total businesses licensed in November



**30**  
Businesses licensed in Castle Rock

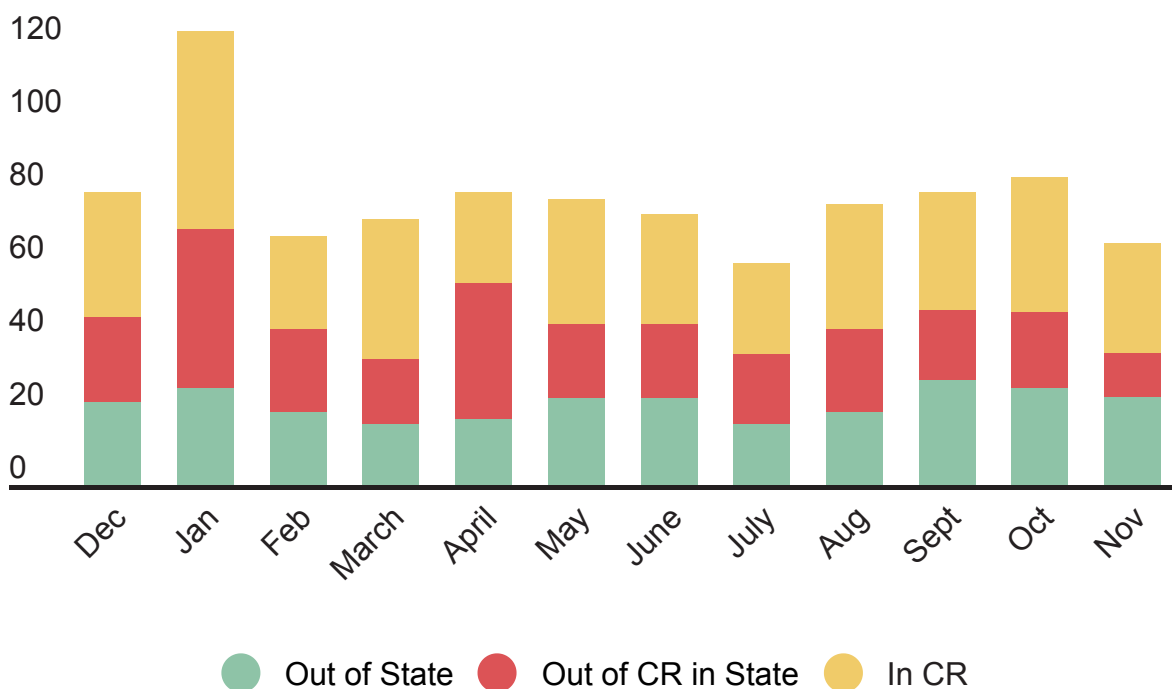


**24**  
Businesses licensed out-of-state



**12**  
Businesses licensed in CO but outside of Castle Rock

This graph illustrates how many business licenses are issued per month, by area.

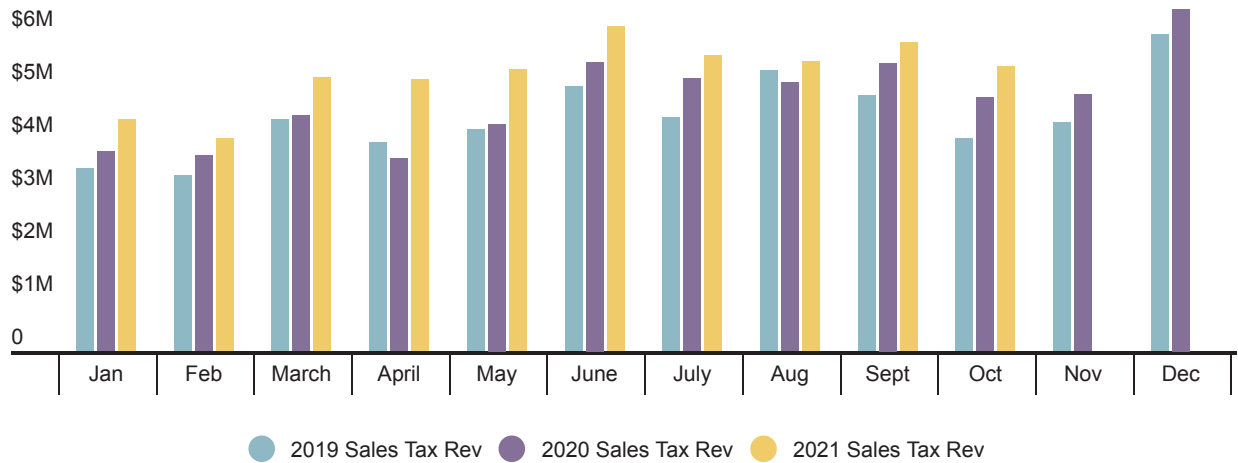


## Businesses licensed in Castle Rock, November 2021 - Check them out!

<p><b><a href="#">Aegis ADR</a></b> Alternative dispute resolution</p>	<p><b>Dads of Castle Rock Community Outreach</b> Merchandise</p>	<p><b><a href="#">Nomads Import Collection</a></b> Gifts &amp; home furnishings</p>
<p><b>Ashley Weber</b> Jewelry</p>	<p><b>Deep Water Tactical</b> Firearms sales &amp; gunsmith</p>	<p><b>Orlandi Valuta, Vigo Remittance Corp</b> Western Union services</p>
<p><b><a href="#">Backyard Bakeries LLC</a></b> Baked goods</p>	<p><b>Design Factory</b> Furniture, art &amp; home furnishings</p>	<p><b>Podiatry Associates at Castle Rock</b> Medical services &amp; DME</p>
<p><b><a href="#">Bread in the Box</a></b> <i>New Owner</i> Bread</p>	<p><b>Hair by Tristen</b> Hair products</p>	<p><b>Revient Candles</b> candles</p>
<p><b>Castle Rock Adventist Hospital Center for Therapy</b> Outpatient physical &amp; occupational therapy</p>	<p><b>Hats that Heal</b> Hats</p>	<p><b><a href="#">Riot Blockchain, Inc.</a></b> Accounting office</p>
<p><b><a href="#">Castle Rock Composting</a></b> Compost collection</p>	<p><b>HM Massage</b> Massage in customers home</p>	<p><b>Rockin' Okie Boutique</b> Women's clothing</p>
<p><b>Castle Rock Stays</b> Lodging</p>	<p><b>Howard Bookkeeping LLC</b> Bookkeeping services</p>	<p><b>Rooted in Nature</b> Garden &amp; home decor</p>
<p><b><a href="#">COFF33, LLC</a></b> Coffee &amp; pastries</p>	<p><b>Jade Spa of Castle Rock</b> Skincare &amp; esthetician services</p>	<p><b>Sapphire Castle Vacay, LLC</b> Vacation rental</p>
<p><b><a href="#">Conservation Investment Management</a></b> Consulting</p>	<p><b><a href="#">Kiana Creek Ranch, LLC</a></b> Raw beef sales</p>	<p><b><a href="#">Shake Shack</a></b> Restaurant</p>
<p><b><a href="#">Crash Champions, LLC</a></b> Motor vehicle collision repair</p>	<p><b>Nana's Toffee, LLC</b> Cottage food business english toffee</p>	<p><b>Tarzan LLC</b> Apparel</p>



# REVENUE



As sales tax returns are due 20 days after the end of the month, this report shows the prior month's revenue.

## Communicating results

Sales tax collections for October were up 12.2 percent from the previous year's month, or up \$585,220 compared to October 2020. Year-to-date (YTD) collections are up 14.7 percent compared to the same time frame in 2020. Staff will continue to monitor this very important revenue stream for the Town and inform



October	Gross Sales Tax Collections	Town Audit Revenue and Amounts Collected on Behalf of Others	Net Collections
2020	\$4,779,022	\$354,419	\$4,424,603
2021	\$5,364,242	\$310,730	\$5,053,512
Dollar +/-	\$585,220	\$(43,689)	\$628,909
Percent Change	12.2%	-12.3%	14.2%
YTD	Gross Sales Tax Collections	Town Audit Revenue and Amounts Collected on Behalf of Others	Net Collections
2020 YTD	\$45,656,320	\$4,207,634	\$41,448,686
2021 YTD	\$52,348,140	\$3,254,726	\$49,093,414
Dollar +/-	\$6,691,820	\$(952,908)	\$7,644,728
Percent Change	14.7%	-22.6%	18.4%

## Supporting fiscal accountability



**\$30,474.15**

Collected from delinquent accounts in November for the month of October.



**\$339,978**

Year-to-date delinquent account collections



**68**

Audits in process



**\$66,761**

Audit revenue collected for the month of October