

CASTLE ROCK WATER

CONTINUED DROUGHT IN COLORADO

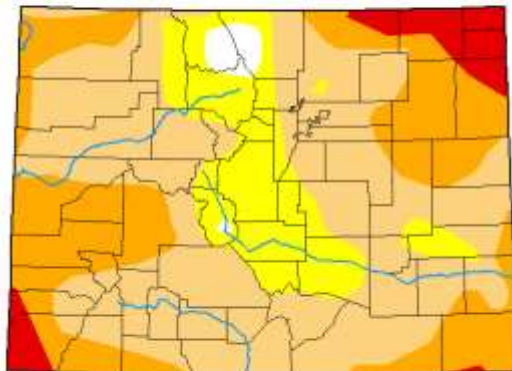
JULY 19, 2022



DROUGHT UPDATE

STATE DROUGHT MONITOR

U.S. Drought Monitor Colorado



July 12, 2022

(Released Thursday, Jul. 14, 2022)

Valid 8 a.m. EDT

Drought Conditions (Percent Area)

	None	D0-D4	D1-D4	D2-D4	D3-D4	D4
Current	1.52	88.48	82.84	31.59	4.88	0.00
Last Week 07-05-2022	1.52	88.48	82.84	44.60	5.06	0.07
3 Months Ago 04-10-2022	0.00	198.00	82.90	31.94	4.32	0.53
Start of Calendar Year 01-01-2022	0.00	100.00	85.49	87.08	22.25	0.00
Start of Water Year 09-28-2021	12.72	87.26	46.42	26.30	16.05	3.91
One Year Ago 07-13-2021	54.44	45.56	40.99	36.23	29.94	18.32

Intensity

None	D2 Severe Drought
D0 Abnormally Dry	D3 Extreme Drought
D1 Moderate Drought	D4 Exceptional Drought

The Drought Monitor focuses on broad-scale conditions. Local conditions may vary. For more information on the Drought Monitor, go to <https://droughtmonitor.unl.edu/About.aspx>

Author

Brian Fuchs
National Drought Mitigation Center

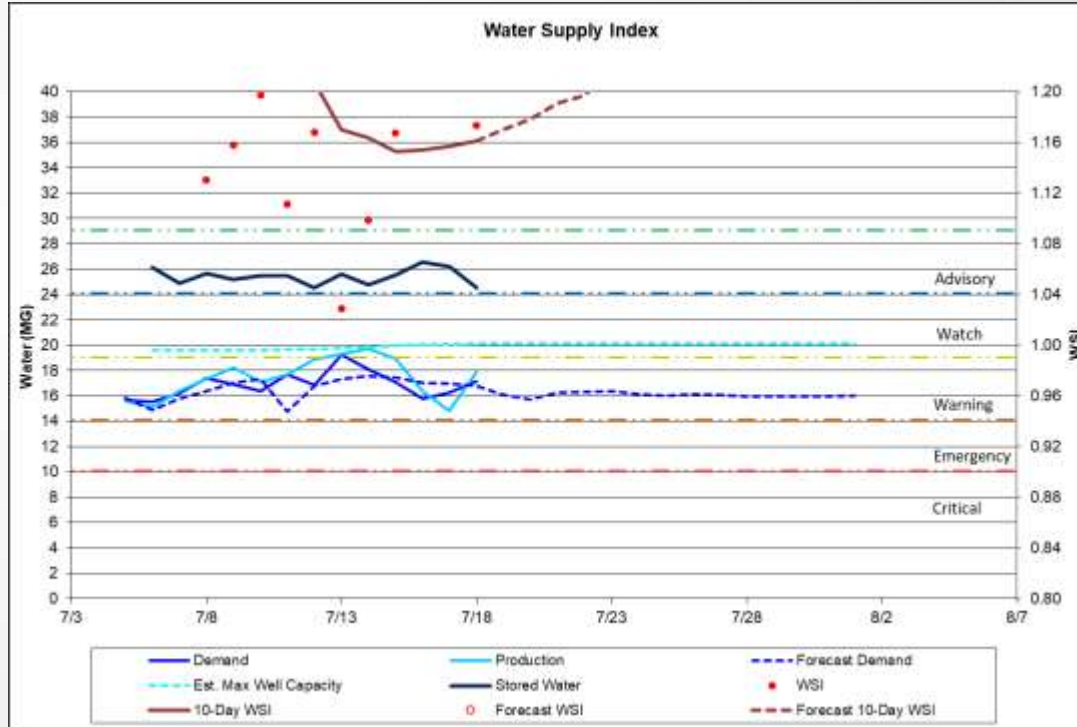


droughtmonitor.unl.edu

DROUGHT UPDATE

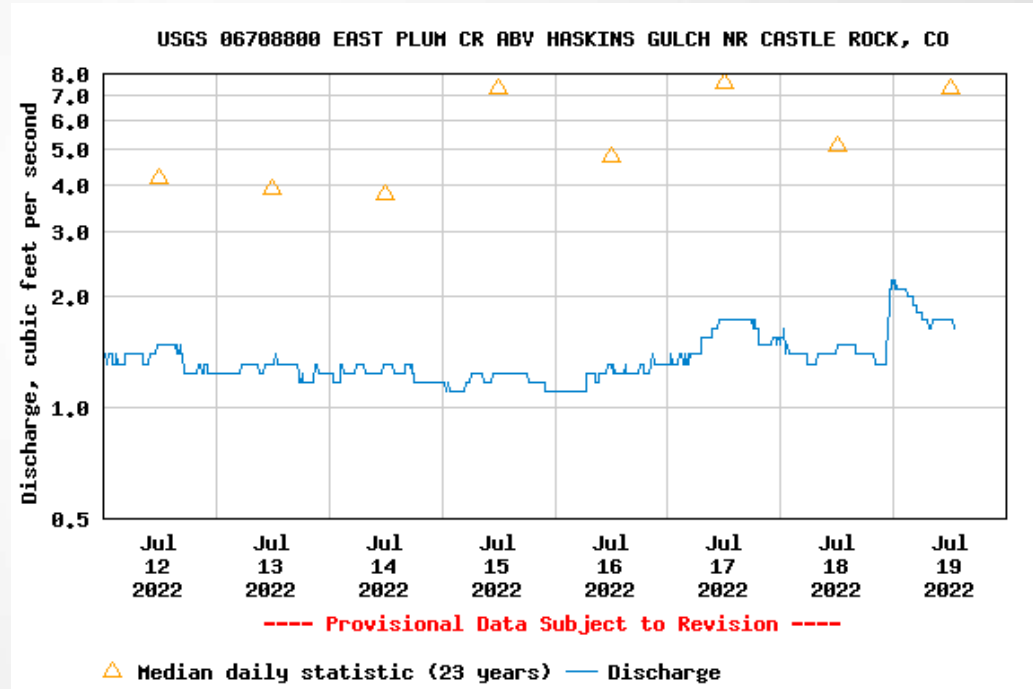
LOCAL WATER USE

10 Day Water
Supply Index
running about
1.16 with
individual
days as low as
1.04



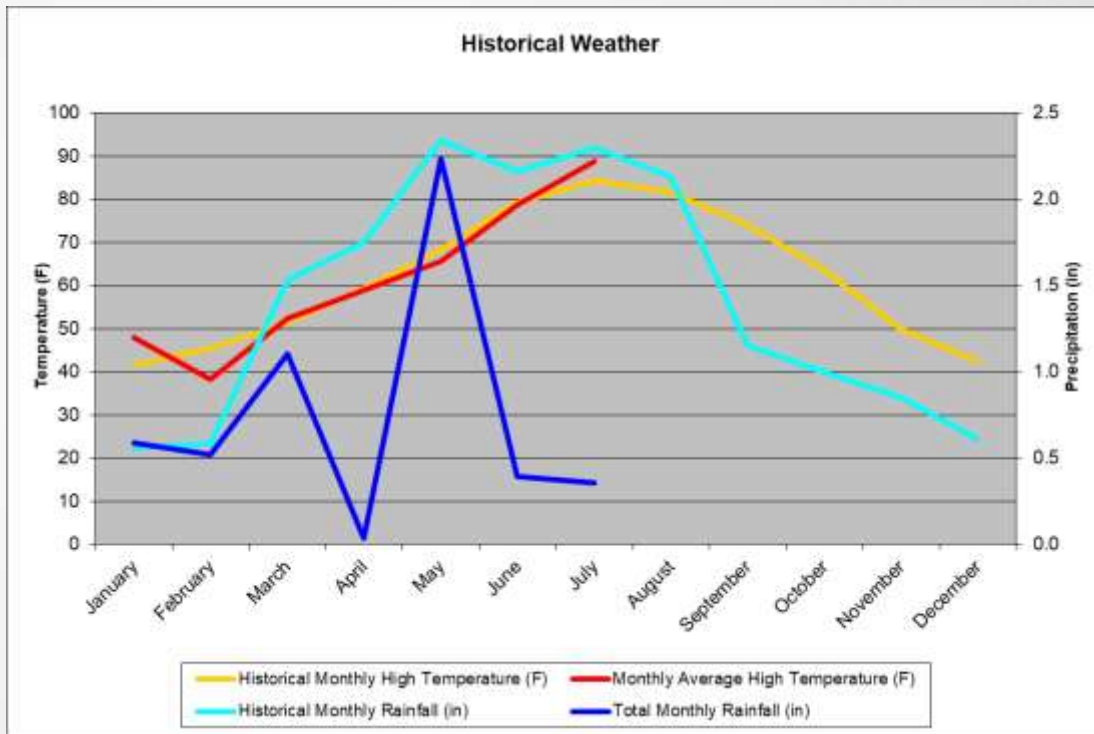
DROUGHT UPDATE

LOCAL STREAM CONDITIONS



DROUGHT UPDATE

LOCAL WEATHER CONDITIONS





QUESTIONS