


# FEBRUARY 2022 | FINANCE DEPARTMENT



Town of Castle Rock  
[CRgov.com/Finance](http://CRgov.com/Finance)

[Trish Muller](#), CPA  
Finance Director



## Mission

Through exceptional customer service and effective partnerships, we deliver accurate and timely financial services.

## Vision

The Finance Department will provide financial solutions and services in support of the Town's vision and community objectives through: proactive education, purposeful planning, excellent communication and fiscal accountability.

## How does Finance support the Town's vision and priorities?

### Accounting

The Accounting Team provides financial services such as accounts payable and receivable, investments, and capital asset reporting to internal and external customers. The team ensures financial transactions are recorded in accordance with the Town's Municipal Code, Governmental Accounting Standards and in compliance with governing laws and regulations.

### Budget

The Budget Team supports departments Townwide with future budgeting and financial planning to attain strategic priorities in the short and long term. The team actively monitors, analyzes and reports on Town financial activity throughout the year.

### Payroll

The Payroll Team fulfills and maintains the critical role of employee compensation. Technicians responsibly process and calculate appropriate benefit and other deductions and maintain all aspects of pay. They continually learn and navigate complex federal and state payroll and tax regulations while adhering to the highest standards of confidentiality and customer service.

### Revenue

The Revenue Team provides education and outstanding customer service while licensing businesses and collecting sales tax with a "home town" feel and understanding. The team works with economic development, the Downtown Development Authority and the Urban Renewal Authority to align with the Town's vision.

## EMPLOYEE RECOGNITION



The Finance Department is excited to introduce **Amanda Schooley** who has accepted the position of **Payroll Technician**. Amanda comes to us from Douglas County Schools where she worked in the preschool department. Amanda moved to Castle Rock from Arizona in June 2021. In her free time she likes working out, crafting and enjoys being outdoors.

We would also like to announce the following employees' new positions:

**Jamie Authier - Revenue Manager**

**Christina LeBlanc - Finance Transactions Services Supervisor**

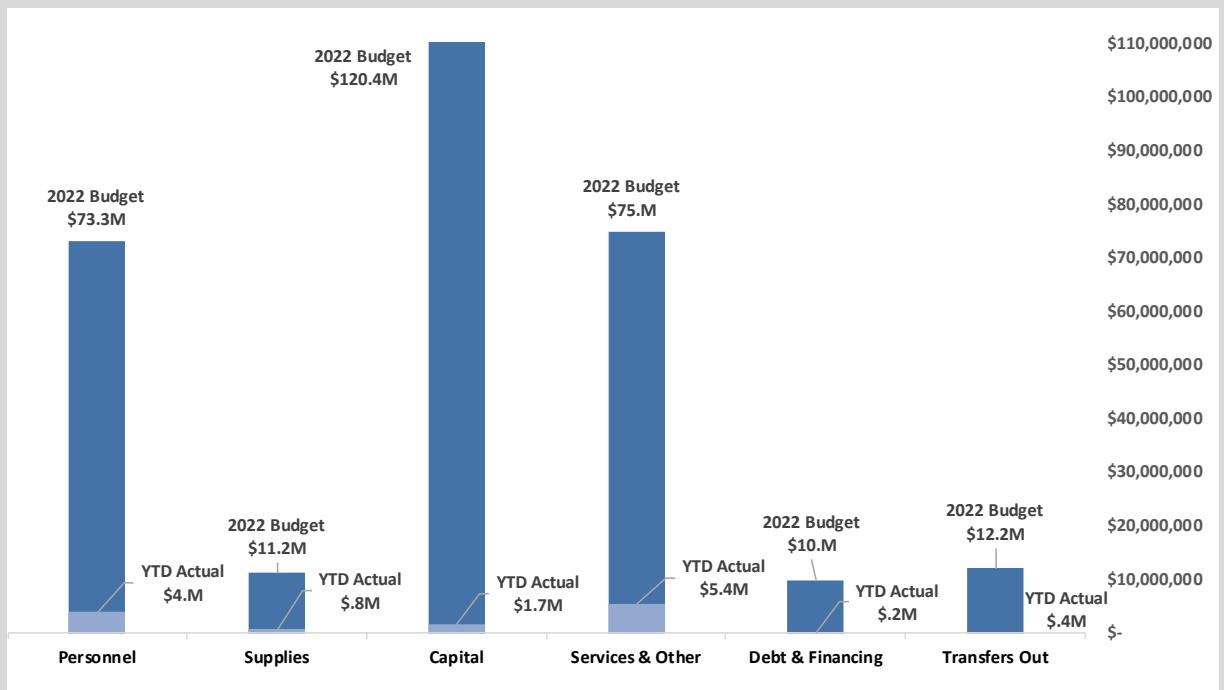
**Christie Guthrie - Senior Accountant**

**Kimberly Kraft - Accountant**

EXCELLENCE • DEDICATION • SERVICE

## EXPENDITURES

Preliminary Townwide expenditures by category February 2022\*



\*Latest full month numbers available

**Business licenses issued February 2022**



For more information on new Castle Rock businesses, please visit [www.CRgov.com](http://www.CRgov.com)



**77**

**Total businesses licensed in January**



**30**

**Businesses licensed in Castle Rock**



**23**

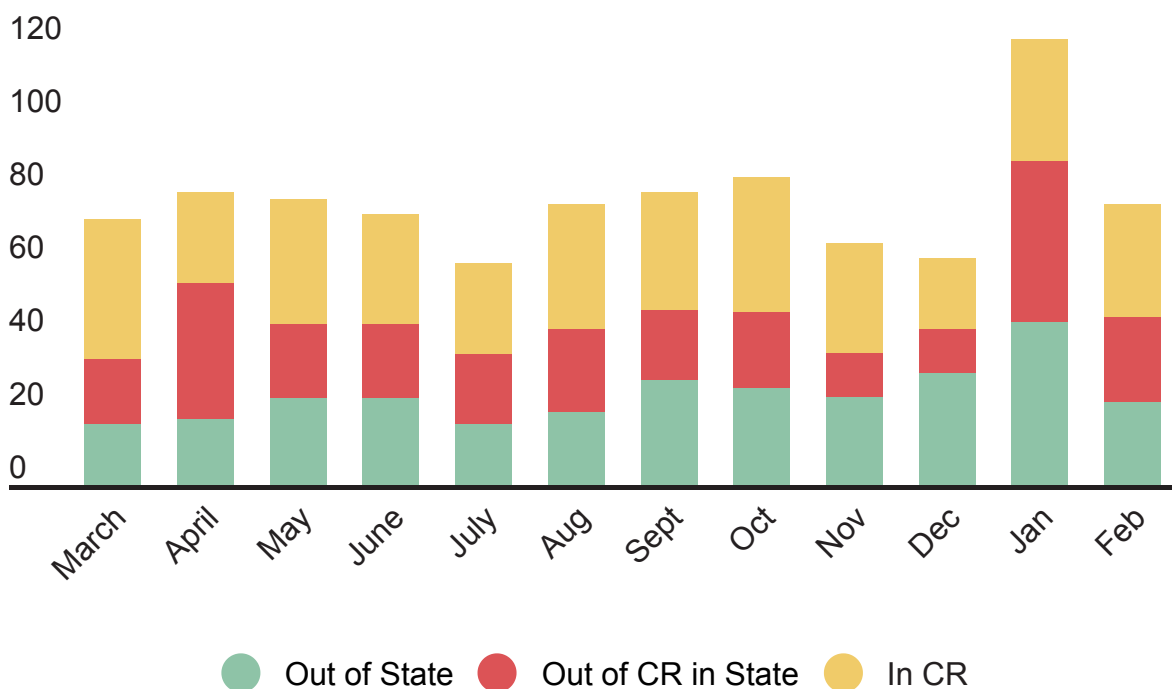
**Businesses licensed out-of-state**



**23**

**Businesses licensed in CO but outside of Castle Rock**

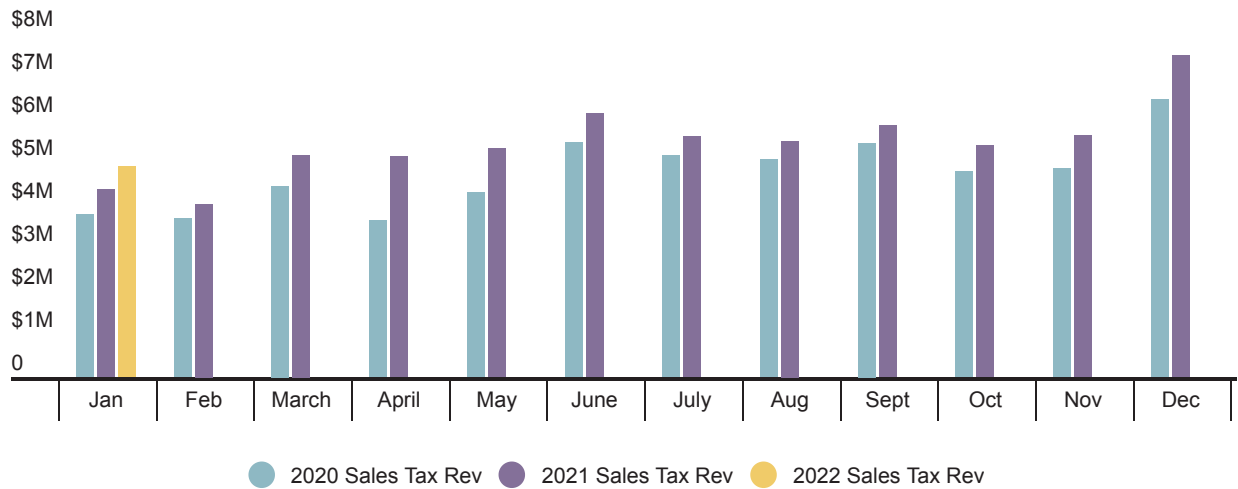
This graph illustrates how many business licenses are issued per month, by area.



## Businesses licensed in Castle Rock, February 2022 - Check them out!

<a href="#">AnderKobes CPA, Inc</a>	Taxes & Accounting
<b>Bounce Boutique</b>	Repurposed Clothing
<a href="#">Brekke Veterinary Clinic</a>	Veterinary Services & Products
<b>CMR Training, LLC</b>	Personal Training in Clients Home
<b>Diversified Lazer Worx</b>	Laserable Materials (Wood, Acrylic, Glass)
<b>Event Rentals For You</b>	Party Rental Equipment
<b>Expedition Travel</b>	Travel Agency
<b>Hair by Rachelle Birks</b>	Hair stylist
<a href="#">Hand and Stone Massage</a>	Facials, Massages, Facial Products, Lotions, Oils
<b>HOTWORX</b>	Gym Memberships & Retail
<a href="#">IN-N-OUT</a>	Fast Food Restaurant
<b>JPRATT RD LLC</b>	Realtor Office
<a href="#">Karas Kitchens Design Studio</a>	Kitchen Remodel
<a href="#">Kid2KidLit</a>	T shirts and Camp Registrations
<a href="#">Liberty Express Wash</a>	Carwash
<a href="#">Little Sweets Cookie CO LLC</a>	Custom Cookies
<a href="#">Longhorn Denim</a>	Distressed & Upcycled Denim
<b>Lounge &amp; Co.</b>	Clothing
<b>McKnight Counseling, PLLC</b>	Mental Health Counseling by Virtual Means
<b>Morning Belle Ceramics</b>	Ceramics
<b>Pops and Lou LLC</b>	Screen Print Transfers Sold Online
<a href="#">Promenade Dentist &amp; Orthodontics</a>	Dental Offices & Services
<b>Rocking Chair Consulting</b>	IT Consulting Services
<a href="#">SK Design Group, Inc.</a>	Civil Engineering Services
<b>Society Cookies, LLC</b>	Cookies
<a href="#">Soft Chunky Stuff</a>	Blankets, Pillows & Baskets
<b>The Lifestyle Brand Company LTD</b>	Hand-poured Candles & Home Decor
<b>True North Woodworks</b>	Furniture, Wood Products & Crafts
<b>Ultimate Electronics LLC</b>	Computers & Electronics
<b>Windsor Fashion, LLC</b>	Womens Clothing

# REVENUE



As sales tax returns are due 20 days after the end of the month, this report shows the prior month's revenue.

## Communicating results

Sales tax collections for January were up 11.7 percent from the previous year's month, or up \$512,282 compared to January 2021. Year-to-date (YTD) collections are up 9.5 percent compared to the same time frame in 2021. Staff will continue to monitor this very important revenue stream for the Town and inform as needed.



JAN	Gross Sales Tax Collections	Town Audit Revenue and Amounts Collected on Behalf of Others	Net Collections
2021	\$4,384,027	\$348,616	\$4,035,411
2022	\$4,896,309	\$391,550	\$4,504,759
Dollar +/-	\$512,282	\$42,934	\$469,348
Percent Change	11.7%	12.3%	11.6%

YTD	Gross Sales Tax Collections	Town Audit Revenue and Amounts Collected on Behalf of Others	Net Collections
2021 YTD	\$4,473,094	\$348,616	\$4,124,478
2022 YTD	\$4,897,999	\$391,550	\$4,506,449
Dollar +/-	\$424,905	\$42,934	\$381,971
Percent Change	9.5%	12.3%	9.3%

## Supporting fiscal accountability



**\$48,281**

Collected from delinquent accounts in February for the month of January.



**\$48,281**

Year-to-date delinquent account collections



**72**

Audits in process



**\$81,370**

Audit revenue collected for the month of January