

The background of the entire page is a photograph of a field of purple flowers, likely Salvia, with green foliage. A solid purple horizontal banner is positioned at the top of the image, containing the text 'Finance Department Monthly Report' in white serif font.

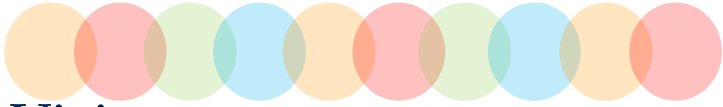
Finance Department Monthly Report

A solid purple horizontal banner is located at the bottom of the page, containing the text 'March 2024' in white serif font.

March 2024

Mission

Through exceptional customer service and effective partnerships, we deliver accurate and timely financial services.



Vision

The Finance Department will provide financial solutions and services in support of the Town's vision and community objectives through: proactive education, purposeful planning, excellent communication and fiscal accountability.



Trish Muller, CPA

Finance Director

How does Finance Support the Town's vision and priorities?

Accounting

The Accounting Team provides financial services such as accounts payable and receivable, investments, and capital asset reporting to internal and external customers. The team ensures financial transactions are recorded in accordance with the Town's Municipal Code, Governmental Accounting Standards and in compliance with governing laws and regulations.

Payroll

The Payroll Team fulfills and maintains the critical role of employee compensation. Technicians responsibly process and calculate appropriate benefit and other deductions and maintain all aspects of pay. They continually learn and navigate complex federal and state payroll and tax regulations while adhering to the highest standards of confidentiality and customer service.

Budget

The Budget Team supports departments Town wide with future budgeting and financial planning to attain strategic priorities in the short and long term. The team actively monitors, analyzes and reports on Town financial activity throughout the year.

Revenue

The Revenue Team provides education and outstanding customer service while licensing businesses and collecting sales tax with a "home town" feel and understanding. The team works with economic development, the Downtown Development Authority and the Urban Renewal Authority to align with the Town's vision.

Town Council

- April 16th
 - No agenda items.
- May 7th
 - First Amendment to 2024 Budget
 - 2024 Capital Carryforward
- May 21st
 - No agenda items.

April 2024

SUN	MO	TUE	WE	THU	FRI	SAT
	1	2	3	4	5	6
7	8	9	10	11	12	13
14	15	16	17	18	19	20
21	22	23	24	25	26	27
28	29	30				

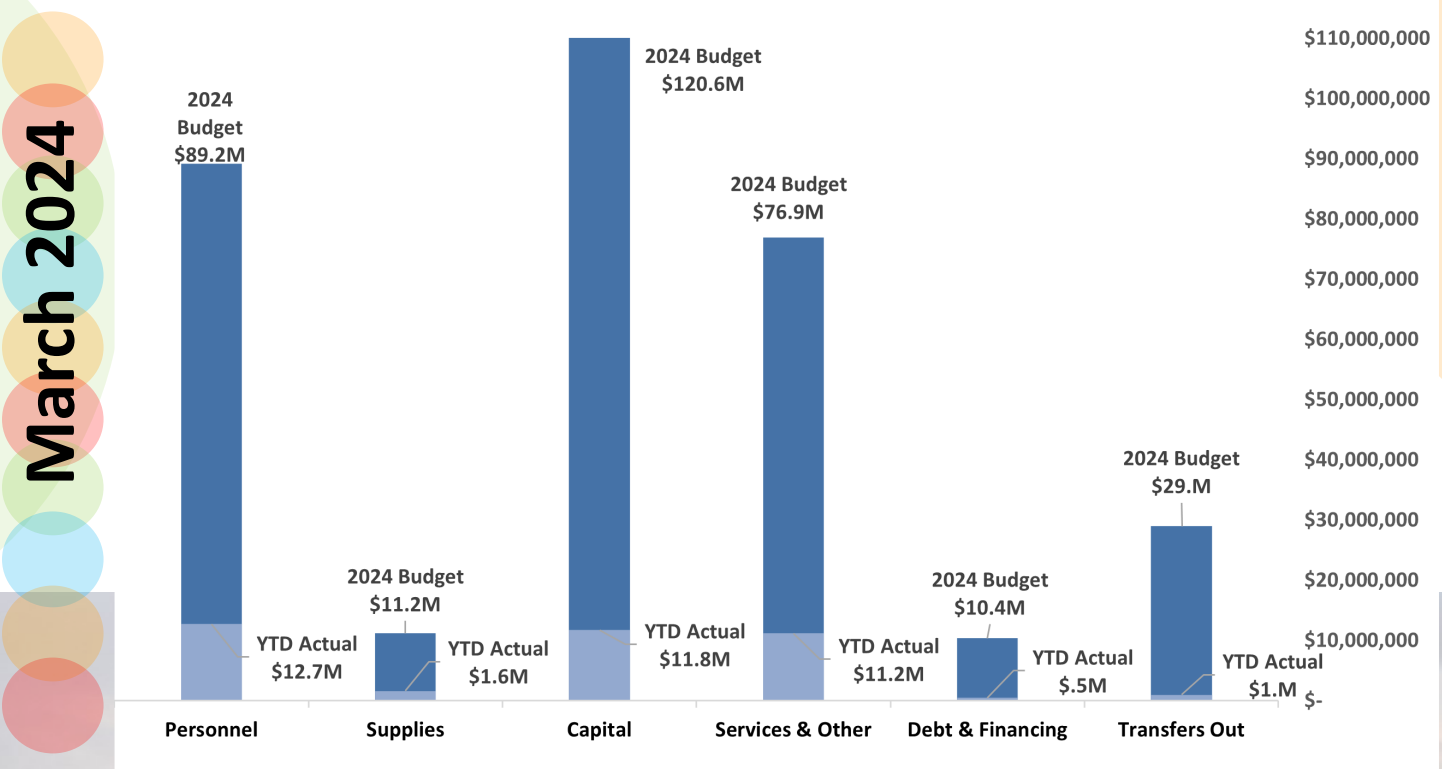
May 2024

SUN	MO	TUE	WE	THU	FRI	SAT
			1	2	3	4
5	6	7	8	9	10	11
12	13	14	15	16	17	18
19	20	21	22	23	24	25
26	27	28	29	30	31	



Picture of a gavel laying on its side.

Preliminary Town Wide Expenditures by Category



March 2024

Partnership



The B&B Cafe in Castle Rock, Colorado.



142

Total businesses licensed in March



23

Businesses licensed in Castle Rock



84

Businesses licensed out-of-state

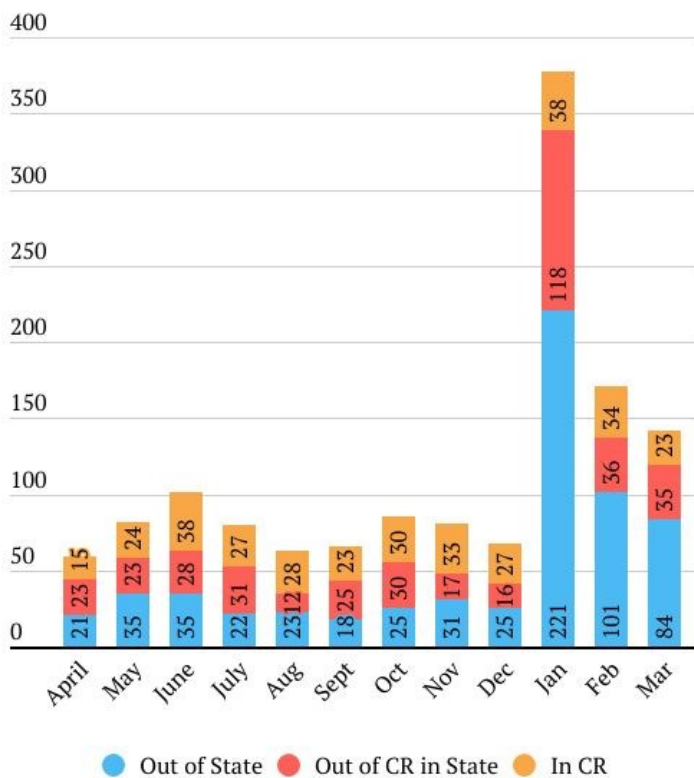


35

Businesses licensed in CO but outside of Castle Rock

Visit www.CRgov.com for more information on new Castle Rock businesses.

Business Licenses Issued
(per month, by area)



CCGP Quarter 1 Winners!

The Council Community Grant Program awards funding to non-profit organizations that contribute to Castle Rock's quality of life.

Congratulations to the following non-profit organizations:

Castle Rock Artist Alliance - Provides art therapy for Veterans and first responders.

Castle Rock Orchestra - Performs four concerts a year for Castle Rock residents.

Douglas County High School After Prom - A fun and safe alternative way for students to enjoy activities after the Prom dance ends.

Honor Bell Foundation - Food and entertainment for Veterans, Gold Star Families, and first responders in Castle Rock.

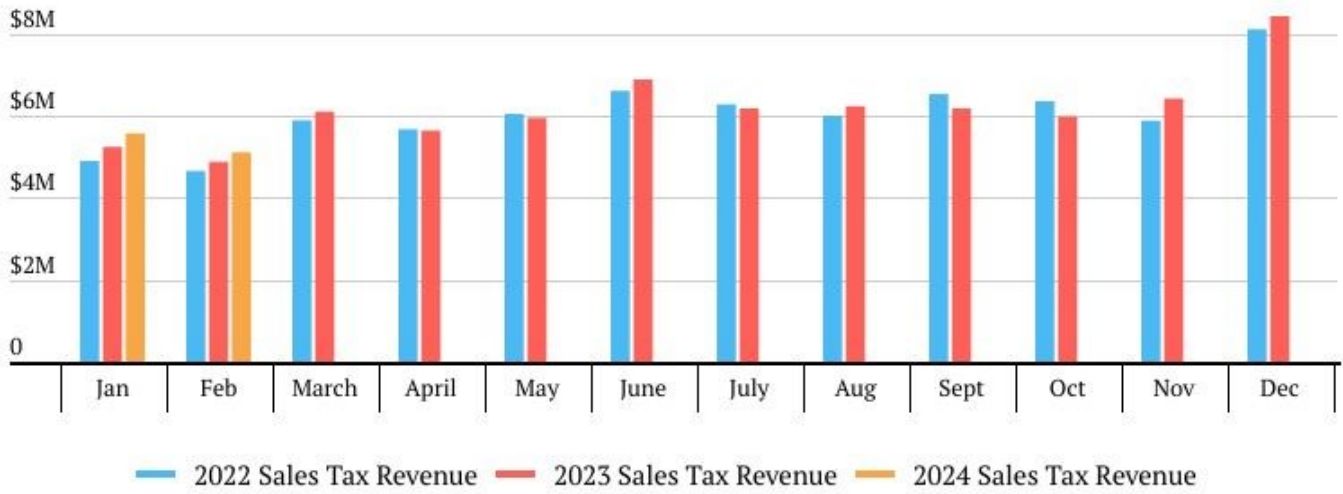
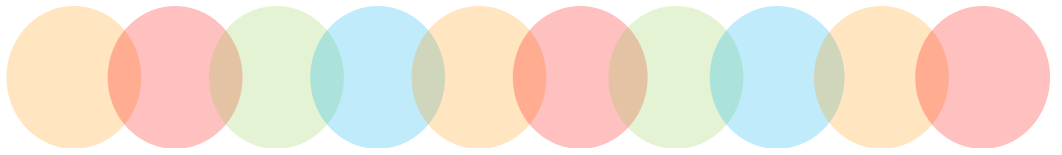
For more information on the Town's grant programs, please visit CRgov.com/Grants.

Businesses licensed in Castle Rock, March 2024 - Check them out!

Banyan Castle Rock	Behavioral Health Care
Base Camp Defense LLC	Firearms Education
BriC Designs	Online Homemade Crafts and Products
Colorado Orthopedic Specialists	Adult Orthopedic Medicine
David Armstrong LLC	Handyman Services
Element AV, LLC	Audio Video Equipment Sales and Integration
Elite Autoworks	Automotive Service and Repair
Fetch Pet Care Castle Rock	<u>At-Home Pet Care Services</u>
Hanger Mgmt	Breakfast/Lunch Food and Beverage
Hawaii Fluid Art Castle Rock	<u>Art Classes and Retail Sales</u>
HD Auto Glass Co	<u>Mobile Glass Repair and Replacement</u>
LexiLuxCo	<u>Lash Extensions</u>
Little Leaf Clothing Co. Ltd.	<u>Clothing, Gifts, Jewelry, and Toys</u>
Mar Accessories LLC	Jewelry
Moonlit Provisions LLC	Charcuterie
Paradise Exteriors	Landscaping
Peinture LLC	Paint, Furniture Restoration, Supplies, and Equipment
Service Street	<u>Auto Repair</u>
Sparkle Squad of Parker-Castle Rock-Colo Springs	<u>Window and Home Cleaning</u>
Taqueria El PeriKin LLC	Mobile Food and Drinks
Three Sweet Smiles Designs	Decor and Accessories
Up Closets - Douglas County	Custom Closet Design/Installation
Vista at Montaine Community Association, Inc.	Community Service



Revenue



This report shows the prior month's revenue since sales tax returns are due 20 days after month end.

Communicating Results

Sales tax collections for February were up 3.8 percent from the previous year's month, or up \$188,911 compared to February 2023. Year-to-date (YTD) collections are up \$524,645 or 5.1 percent compared to the same time frame in 2023. Staff will continue to monitor this very important revenue stream for the Town and inform as needed.

February	Gross Sales Tax Collections	Town Audit Revenue and Amounts Collected	Net Collections
2023	\$4,913,848	\$323,373	\$4,590,475
2024	\$5,102,759	\$392,803	\$4,709,956
Dollar +/-	\$188,911	\$69,430	\$119,481
Percent Change	3.8%	21.5%	2.6%
Year-to-Date (YTD)	Gross Sales Tax Collections	Town Audit Revenue and Amounts Collected on Behalf of Others	Net Collections
2023 YTD	\$10,192,066	\$794,141	\$9,397,925
2024 YTD	\$10,716,711	\$975,960	\$9,740,751
Dollar +/-	\$524,645	\$181,819	\$342,826
Percent Change	5.1%	22.9%	3.6%



\$85,111

Collected from delinquent accounts in March for the month of January.



\$85,111

Year-to-date delinquent account collections.



129

Audits in process.



\$45,246

Audit revenue collected for the month of February.

